Sveučilište u Splitu *University of Split*

MEDICINSKI FAKULTET
SCHOOL OF MEDICINE

Monografija povodom dvadesete obljetnice
Monograph on the occasion of the 20th anniversary

1997. - 2017.

IMPRESSUM

Izdavač / Publisher

Sveučilište u Splitu, Medicinski fakultet
Split, Šoltanska 2

Tel.: +385 21 557 800
Mrežne stranice / Website: www.mefst.hr

Urednici / Editors

prof. dr. sc. Zoran Đogaš i prof. dr. sc. Milan Ivanišević

Članovi Uredništva / Members of the Editorial Board

dr. sc. Lana Barać, Dalibora Behmen, prof., doc. dr. sc. Joško Božić,
doc. dr. sc. Tea Galić, Tea Marasović, mag. soc.,
Nikolina Vitturi Bagatin, dipl. ing., Bojan Zaviršek, dipl. ing.

Lektorica za hrvatski jezik / Proofreader for Croatian

dr. sc. Anđela Milinović-Hrga

Lektorice za engleski jezik / Proofreaders for English

dr. sc. Jasmina Rogulj i Sonja Koren, prof.

Recenzenti / Reviewers

prof. dr. sc. Stella Fatović-Ferenčić, prof. dr. sc. Marijan Klarica,
akademik Zvonko Kusić

Prijelom i grafičko oblikovanje / Layout and Graphic Design

Jadranka Matas, dipl. dizajner vizualnih komunikacija

Tisak / Printing

SLOBODNA DALMACIJA PRINT d.o.o.

Naklada / Publication

1.000 primjeraka

CIP - Katalogizacija u publikaciji
SVEUČILIŠNA KNJIŽNICA U SPLITU

UDK 378.661(497.5 Split)(067.5)

MEDICINSKI fakultet : monografija povodom dvadesete obljetnice = School of medicine : monograph on the occasion of the 20th anniversary : 1997. - 2017. / <urednici, editors Zoran Đogaš i Milan Ivanišević>. - Split : Medicinski fakultet Sveučilišta, 2017.

Usporedo hrv. tekst i engl. prijevod.

1. Đogaš, Zoran 2. Ivanišević, Milan, liječnik
I. Medicinski fakultet (Split) -- Spomenica

160924015

ISBN 978-953-7524-19-7

Sadržaj / *Contents*

Predgovor / ***Foreword*** . . . **11**

Dekan Medicinskoga fakulteta u Splitu / *Dean of the School of Medicine in Split*

prof. dr. sc. Zoran Đogaš / *Professor Zoran Đogaš, MD, PhD* . . . 13

Rektor Sveučilišta u Splitu / *Rector of the University of Split*

prof. dr. sc. Šimun Anđelinović / *Professor Šimun Anđelinović, MD, PhD* . . . 17

Ministar znanosti i obrazovanja / *Minister of Science and Education*

Prof. dr. sc. Pavo Barišić / *Professor Pavo Barišić, PhD* . . . 21

Povijest i sadašnjost Medicinskoga fakulteta u Splitu / ***History and the Present of the School of Medicine in Split*** . . . **23**

Povijest i sadašnjost Medicinskoga fakulteta u Splitu kroz osvrte dekana /
History and Present of the School of Medicine in Split introduced by its Deans . . . 23

Dekani Medicinskoga fakulteta u Splitu / *Deans of the School of Medicine in Split* . . . 61

Djelatnosti Medicinskoga fakulteta u Splitu / ***Activities of the School of Medicine in Split*** . . . **81**

Nastavni planovi i programi / *Curricula* . . . 83

Nastavne baze / *Collaborative teaching institutions* . . . 121

Znanstveno-istraživačka djelatnost / *Scientific Research Activities* . . . 123

Državne nagrade za znanost / *National Science Awards* . . . 127

Međunarodna suradnja / *International Collaboration* . . . 131

Studentske aktivnosti / *Student Activities* . . . 137

Postupak vanjskog vrednovanja / *External Evaluation Procedure* . . . 145

Ustroj Medicinskoga fakulteta u Splitu / ***Organisational structure of the School of Medicine in Split*** . . . **149**

Fakultetsko vijeće i povjerenstva Medicinskoga fakulteta u Splitu /
School Council and Committees of the School of Medicine in Split . . . 151

Zavodi i katedre Medicinskoga fakulteta u Splitu /
Departments and Educational Departments at the School of Medicine in Split . . . **153**

Zavod za anatomiju, histologiju i embriologiju / *Department of Anatomy, Histology and Embryology* . . . 155

Katedra za histologiju i embriologiju / *Educational Department of Histology and Embryology* . . . 165

Katedra za anatomiju / *Educational Department of Anatomy* . . . 171

Zavod za integrativnu fiziologiju / *Department of Integrative Physiology* . . . 179

Katedra za fiziologiju / *Educational Department of Physiology* . . . 187

Zavod za neuroznanost / *Department of Neuroscience* . . . 197

Katedra za neuroznanost / *Educational Department of Neuroscience* . . . 207

Zavod za temeljnu i kliničku farmakologiju / *Department of Basic and Clinical Pharmacology* . . . 213

Katedra za farmakologiju / *Educational Department of Pharmacology* . . . 219

Pretkliničke katedre / *Pre-clinical Educational Departments* . . . 227

Katedra za medicinsku fiziku i biofiziku / *Department of Medical Physics and Biophysics* . . . 229

Katedra za medicinsku biologiju / *Department of Medical Biology* . . . 235

Katedra za psihološku medicinu / *Department of Psychological Medicine* . . . 245

Katedra za medicinsku kemiju i biokemiju / *Department of Medical Chemistry and Biochemistry* . . . 253

Katedra za imunologiju i medicinsku genetiku / *Department of Immunology and Medical Genetics* . . . 263

Katedra za istraživanja u biomedicini i zdravstvu / *Department of Research in Biomedicine and Health* . . . 271

Katedra za medicinsku humanistiku / *Department of Medical Humanities* . . . 281

Kliničke katedre / *Clinical Educational Departments* . . . 285
Katedra za patologiju / *Department of Pathology* . . . 287
Katedra za sudsku medicinu / *Department of Forensic Pathology* . . . 297
Katedra za patofiziologiju / *Department of Pathophysiology* . . . 303
Katedra za medicinsku mikrobiologiju i parazitologiju / *Department of Medical Microbiology and Parasitology* . . . 311
Katedra za medicinsku propedeutiku / *Department of Medical Propaedeutics* . . . 319
Katedra za medicinsku radiologiju / *Department of Medical Radiology* . . . 325
Katedra za kliničku onkologiju / *Department of Clinical Oncology* . . . 335
Katedra za internu medicinu / *Department of Internal Medicine* . . . 341
Katedra za anesteziologiju i intenzivno liječenje / *Department of Anesthesiology and Intensive Care Medicine* . . . 349
Katedra za psihijatriju / *Department of Psychiatry* . . . 359
Katedra za neurologiju / *Department of Neurology* . . . 367
Katedra za infektologiju / *Department of Infectology* . . . 375
Katedra za kožne i spolne bolesti / *Department of Dermatology and Venerology* . . . 381
Katedra za kirurgiju / *Department of Surgery* . . . 387
Katedra za otorinolaringologiju / *Department of Otorhinolaryngology* . . . 391
Katedra za oftalmologiju / *Department of Ophthalmology* . . . 401
Katedra za ginekologiju i porodništvo / *Department of Gynecology and Obstetrics* . . . 413
Katedra za pedijatriju / *Department of Pediatrics* . . . 423
Katedra za obiteljsku medicinu / *Department of Family Medicine* . . . 435
Katedra za javno zdravstvo / *Department of Public Health* . . . 443
Katedra za fizikalnu i rehabilitacijsku medicinu / *Department of Physical and Rehabilitation Medicine* . . . 447
Katedra za nuklearnu medicinu / *Department of Nuclear Medicine* . . . 457
Katedra za kliničke vještine / *Department of Clinical Skills* . . . 463
Katedra za diplomski ispit / *Department of Graduation Exam* . . . 471
Katedre dentalne medicine / *Educational Departments of Dental Medicine* . . . 475
Katedra za protetiku dentalne medicine / *Department of Prosthodontics* . . . 477
Katedra za oralnu medicinu i parodontologiju / *Department of Oral Medicine and Periodontics* . . . 481
Katedra za restaurativnu dentalnu medicinu i endodonciju / *Department of Restorative Dentistry and Endodontics* . . . 491
Katedra za farmaciju / *Department of Pharmacy* . . . 495
Hrvatski centar za globalno zdravlje / *Croatian Centre for Global Health* . . . 501
Doktorska škola / *Doctoral School* . . . 505
Poslijediplomski doktorski studiji / *Postgraduate Doctoral Programmes* . . . 507
Klinička medicina utemeljena na dokazima / *Evidence-Based Clinical Medicine* . . . 509
Biologija novotvorina / *Biology of Neoplasms* . . . 513
Translacijska istraživanja u biomedicini / *Translational Research in Biomedicine* . . . 517
Poslijediplomski specijalistički studiji / *Postgraduate Specialist Programmes* . . . 523
Klinička epidemiologija / *Clinical Epidemiology* . . . 525
Medicina spavanja / *Sleep Medicine* . . . 527
Stručni studiji na Medicinskom fakultetu u Splitu i pokretanje sveučilišnih zdravstvenih studija na Sveučilištu u Splitu / *Professional Studies at the School of Medicine and Establishment of Health Studies Programme at the University of Split* . . . 531

Središnja medicinska knjižnica / *Central Medical Library* . . . **543**

Izdavačka djelatnost Medicinskoga fakulteta / *School of Medicine Publishing* . . . **549**

Dekanat fakulteta / *Academic administration* . . . **555**

Nastamba za pokusne životinje / *Housing of experimental animals* **568**

Znanstveno-nastavno, suradničko i administrativno osoblje / ***Scientific-teaching staff, Associates and Administrative staff*** . . . **569**

Redoviti profesori, redoviti profesori u trajnom zvanju i profesori u počasnom zvanju professor emeritus / *Tenured full professors, Full Professors and Professores Emeriti* 571

Nastavno osoblje s punim radnim vremenom / *Full-time Faculty* 572

Nastavno osoblje s nepunim radnim vremenom / *Part-time Faculty* 574

Nastavnici i suradnici izabrani u naslovna zvanja / *Appointed to scientific-teaching positions* 576

Znanstveni novaci/suradnici na dan 1. listopada 2016. / *Junior Researchers on October 1st 2016* 580

Administrativno, tehničko i pomoćno osoblje na dan 1. listopada 2016. / *Administrative, technical and support staff on October 1st 2016* 581

Doktorirali na Medicinskom fakultetu u Splitu od 2007. / *PhD's since 2007* 583

Magistrirali na Medicinskom fakultetu u Splitu od 2007. / *Master's degrees since 2007* 596

Diplomirali na Medicinskom fakultetu u Splitu od 2007. / *Graduated since 2007* 599

Život na Medicinskom fakultetu u Splitu / ***Life at the School of Medicine in Split*** **605**

Kongresi / *Congresses* 606

Nobelovci na Fakultetu / *Nobel Laureates at USSM* 608

Svečana događanja / *Ceremonies* 609

Kulturna događanja u amfiteatru / *Cultural events in amphitheatre* 614

Sportske aktivnosti u sklopu Dana Fakulteta / *Sports activities on the occasion of the School's anniversary* 617

Društvena događanja / *Social events* 620

POSVETA

I ova, druga monografija Medicinskoga fakulteta u Splitu, posvećena je generacijama studenata medicine na hrvatskom i engleskom jeziku, dentalne medicine, farmacije, poslijediplomskih i stručnih studija koji su bili, koji jesu i koji će biti studenti ovoga Fakulteta.

DEDICATION

The second Monograph of the School of Medicine in Split is, like the first one, also dedicated to generations of students of Medicine in Croatian and English languages, Dental Medicine, Pharmacy, postgraduate and professional study programs who were, are and will be the students of this School.

ZAHVALA

U ime Medicinskoga fakulteta u Splitu izražavamo iskrenu i duboku zahvalnost svim pojedincima, ustanovama i institucijama koji su na bilo koji način pomogli osnivanju i razvoju Medicinskog fakulteta Sveučilišta u Splitu.

Urednici

ACKNOWLEDGMENT

On behalf of the School of Medicine, we express our sincere and profound gratitude to all individuals and institutions that in any way helped the establishment and development of the University of Split School of Medicine.

The editors

PREDGOVOR

FOREWORD

RIJEČ DEKANA MEDICINSKOG FAKULTETA U SPLITU
FOREWORD BY THE DEAN OF THE UNIVERSITY OF SPLIT SCHOOL OF MEDICINE

Posebna mi je čast i zadovoljstvo, velika povlastica ali i velika odgovornost, kao dekanu Medicinskog fakulteta Sveučilišta u Splitu (MEFST), napisati uvodnu riječ za ovu monografiju povodom dvadesetogodišnjice osnivanja samostalnog fakulteta.

Budući da sam kao student Studija medicine u Splitu Medicinskog fakulteta u Zagrebu, pohađajući nastavu u Biskupovoj palači a kasnije i u tada novoizgrađenoj zgradi Patološko-anatomskog kompleksa, svjedočio razvoju naše institucije od prije osamostaljenja 1997. godine, pa sve do danas, potpuno sam svjestan iznimno brzog i uspješnog razvoja našeg fakulteta.

Prije mog dekanskog mandata sudjelovao sam u radu uprave kao višegodišnji prodekan za nastavu i studentska pitanja u mandatu dekana prof. dr. sc. Stipana Jankovića i dekana prof. dr. sc. Dragana Ljutića te sam stekao veliko iskustvo u svim detaljima i poteškoćama rješavanja kadrovskih, prostornih i financijskih pitanja ustroja nastavnog, znanstveno-istraživačkog i administrativnog rada na fakultetu.

I feel privileged, deeply honored and duty-bound as the Dean of the University of Split School of Medicine (USSM) to write the introductory word to this Monograph, published on the twentieth anniversary of our independent School's establishment.

As a former student of Medical Studies in Split, affiliated to the University of Zagreb School of Medicine, I have witnessed the development of our institution from the time before it was granted independence in 1997, when courses had been delivered first in the Bishop's Palace and subsequently in the then newly-built building of the Pathological-Anatomical Complex, until the present day. Thus, I have become aware of the extremely rapid and successful development of our School.

Before I won the mandate as Dean, I had participated in the day-to-day management of the institution during the mandates of former Deans, Prof. Stipan Janković, PhD and Prof. Dragan Ljutić, PhD, as Vice-Dean for Education and Student Affairs for a number of years. This helped me gain considerable experience in dealing with human resources, spatial

Svaki je dekanski mandat bio obilježen posebnim izazovima proisteklima iz specifičnostima unutarnje fakultetske razvojne faze, ali i vrlo kompleksnim i dinamičkim značajkama društvenog okružja u kojemu djelujemo i koje ponekad presudno utječe na mogućnosti našeg razvoja. Ali, moram istaknuti jednu činjenicu koja je bitno obilježje ukupnih dvadeset godina samostalnog fakulteta u okrilju Sveučilišta u Splitu, a to je kontinuitet razvoja i upravljanja koji je bitno pridonio zavidnim rezultatima koje smo postigli u mnogo kraćem vremenu nego što su mnogi predviđali.

Tijekom nedavnog procesa reakreditacije, kroz postupak vanjskog vrednovanja, u Splitu je bilo međunarodno povjerenstvo u kojemu su sudjelovali kolege sa sveučilišta u Cambridgeu, Heidelbergu, Salzburgu i Tartuu, te King's Collegea u Londonu, dakle vrlo renomirana skupina stručnjaka koja je procjenjivala naš rad u cjelini i uvjete studiranja na našem fakultetu. Na zajedničkom završnom sastanku s njima bilo je zadovoljstvo sudjelovati jer je bio obilježen njihovim izrečenim zajedničkim stavom da su impresionirani onim što su vidjeli. Takvo mišljenje bilo je i u njihovom završnom izvješću kao i u mišljenju Akreditacijskog savjeta. I na to zaista svi možemo biti ponosni. Međutim, i u njihovom mišljenju, kao i u našoj samoanalizi stoji ono što dugo ponavljamo našem nadležnom ministarstvu i vladi RH. Nedostatak zaposlenika je naša najveća boljka. Namjerno kažem, nedostatak zaposlenika, a ne nedostatak kadrova. Mi zapravo imamo veliki broj stručnjaka izabranih u znanstveno-nastavna zvanja, ali samo u naslovna zvanja koji su uključeni u rad fakulteta kao vanjski suradnici. Vrlo mali napor i zapravo mala dodatna sredstva na državnoj razini za izobrazbu doktora medicine, doktora dentalne medicine i magistara farmacije koji su potrebni ovoj državi i ovom društvu, bitno bi promijenila stvar. Srećom, veliki su iskoraci napravljeni koncem prve godine mog mandata kad smo se uspjeli, uz pomoć rektora Sveučilišta u Splitu, izboriti za nove koeficijente za napredovanja zaposlenika i nova radna mjesta za one u naslovnim zvanjima. Tim naporima uspjeli smo obuhvatiti čak 109 djelatnika ili vanjskih suradnika koje smo doveli u status zaposlenika. Pretežito se radi o osobama u polju kliničkih medicinskih znanosti.

Drugo veliko ostvarenje o kojemu želim reći nešto više u ovom predgovoru je nastavak uspješnog razvoja našega studija Medicina na engleskom jeziku koji je od iznimne važnosti, ne samo za međunarodni ugled i prepoznatljivost našeg fakulteta, već i za funkcioniranje ustanove na dosegnutoj razini razvoja. Nedavno potpisani Sporazum o

and financial issues related to the organization of educational, research, and administrative activities of the School of Medicine.

Every Dean, in his mandate, had to respond to significant challenges that emanated not only from the uniqueness of the School's internal development stage, but also from very complex and dynamic drivers within the social environment we operate in that sometimes exerts decisive influence over our development potential. However, one of the most remarkable features that has characterized this twenty-year-long tradition of the School of Medicine as an independent institution within the University of Split, is the continuity of its development and effective management that has considerably contributed to achieving impressive results, even over a much shorter period of time than initially foreseen.

For the procedural purpose of reaccreditation and external evaluation, the School of Medicine has recently hosted an International Committee whose members were colleagues from the Universities of Cambridge, Heidelberg, Salzburg and Tartu as well as from King's College in London. This group of renowned professionals evaluated work performance and educational conditions at our School. It gave us great pleasure to attend the final meeting because the Committee members commented on how impressed they were with what they had seen at our institution. These comments were also included in their final report as well as in the report compiled by the Accreditation Council. This is something that all of us should really be very proud of. However, in their opinion, which is consistent with our views clearly articulated in the Self-Evaluation Document and repeatedly mentioned to our Ministry and the Government of the Republic of Croatia, shortages of employees with permanent employment is our major disadvantage. I am deliberately emphasizing the concept of "permanently employed staff". There are, namely, a substantial number of experts that have been appointed to academic positions, but working as external collaborators and not on a permanent basis. It takes only a minor effort and relatively small additional resources provided by the state for educating medical doctors, doctors of dental medicine and masters of pharmacy, professions needed in this country, to bring about profound changes. Fortunately, great steps forward were made at the end of the first year of my mandate when, with the assistance of the Rector of the University of Split, we managed to obtain new promotional benefits for our academics and offer our external collaborators in academic positions employment on a permanent

suradnji MEFST i njemačke skupine bolnica i zdravstvenih institucija REGIOMED Kliniken iz Bavarske, jamac je daljnjeg razvoja i međunarodni iskorak koji služi kao primjer čitavom Sveučilištu u Splitu i akademskoj zajednici u RH. Zapravo je to naš izvozni proizvod gdje jednoj europskoj velesili poput Njemačke izvozimo naše znanje, naš "know-how" i sustavno educiramo buduće njemačke liječnike, što je jedinstveni primjer u RH. To je veliko postignuće i za grad Split i Splitsko-dalmatinsku županiju koji su sve poznatiji kao turistička odrednica i sve prepoznatljiviji na europskoj i svjetskoj mapi atraktivnih destinacija.

Suradnja čiji su temelji postavljeni potpisanim sporazumom, ne znači samo edukaciju budućih njemačkih doktora medicine u Splitu, već suradnju u nastavi, zdravstvenoj struci i znanosti na svim razinama, razmjenu studenata i nastavnika, djelatnika bolnica, te zdravstvenu, kulturnu i društvenu suradnju.

Trenutno je u Splitu više od dvjesto stranih studenata, a kad se ostvari puna upisna kvota na svih šest godina studija medicine na engleskom jeziku, to će značiti više od 350 novih stanovnika Splita pretežito iz Njemačke i zapadne Europe, ali i iz Skandinavije, SAD-a, Kanade i Australije. To je poruka gradu, županiji, Ministarstvu turizma, ali to je i naša najvažnija poruka Ministarstvu znanosti, obrazovanja i sporta i vladi RH. Molimo vas, potaknite takve projekte jer će oni generirati još veću korist i veću dobrobit svima. Djelatnici MEFST-a sve će učiniti da i dalje idu u dobrom smjeru razvoja, ali treba nam vaša pomoć.

Na kraju, želio bih istaknuti da MEFST ima nekoliko svojih uporišnih stupova koji mu pružaju oslonac i daju snagu.

Prije navođenja tih uporišnih stupova moram istaknuti ulogu Medicinskog fakulteta u Zagrebu u stvaranju našeg fakulteta koja je nemjerljiva i na kojoj ćemo uvijek biti neizmjerno zahvalni.

Dakle, prvi stup je naša glavna nastavna baza KBC Split i kliničari koji su njegovi zaposlenici. To je ona uporišna točka na kojoj je utemeljen naš fakultet, bez kojega uopće ne bi bilo mogućnosti za uspostavom MEFST-a. KBC Split i njegovi i naši zaposlenici, kao i vanjski suradnici, još uvijek su taj važni uporišni stup. Pored te glavne nastavne baze, postoji još čitav niz nastavnih baza koje ojačavaju taj stup u Splitu i našoj županiji, ali i izvan nje, poput općih bolnica u Zadru,

basis. Through these efforts we managed to promote or employ no less than 109 employees or external collaborators. Mostly experts from the field of clinical medical sciences were involved in these procedures.

The second major achievement that has to be mentioned in this Foreword is a successful continuation of our study program Medical Studies in English that is of crucial importance not only in terms of the international reputation and recognizability of our School, but also in terms of maintaining our ongoing performance at the level of development attained so far. A recently signed Collaboration Agreement between USSM and REGIOMED Kliniken, a holding of hospitals and medical care institutions from Bavaria, guarantee further development and an international breakthrough setting a good example to the whole University of Split and the academic community in the Republic of Croatia. This is our export product and a unique example in the Republic of Croatia showing how our knowledge and “know-how” can be exported to a European superpower by systematically educating future German medical doctors. It is also an outstanding achievement for the City of Split and Split-Dalmatia County that are becoming increasingly well-known and recognizable as attractive tourist destinations in Europe and the world.

The collaboration based on the aforementioned Agreement implies not only the education of future German medical doctors, but also collaboration in teaching, health profession, and scientific activities at all levels, the exchange of students, teachers, and hospital employees as well as health, cultural and social cooperation.

Currently, there are over two hundred foreign students in Split, and when full enrolment quotas get filled on all six years of Medical studies in English, it will translate into over 350 new residents of Split mainly from Germany and Western Europe, but also from Scandinavia, the United States, Canada and Australia. This is a message to the city, the county and the Ministry of Tourism, but above all, it is our most important message to the Ministry of Science, Education and Sports and to the Croatian government. We ask you to encourage such projects because they will generate an even greater benefit for everyone. The School of Medicine employees will do everything in their power to stay on the right course of development, but we need your help to achieve this.
Finally, I would like to point out that the School of Medicine

Šibeniku i Dubrovniku te specijaliziranih bolnica na Ugljanu, Rabu, u Zaboku i Krapini.

Drugi stup su oni koji su utemeljili pretkliniku u Splitu od sadašnje prodekanice prof. dr. sc. Mirne Saraga Babić i prof. dr. sc. Marijane Peruzović, pa preko prof. dr. sc. Željka Dujića i čitave serije onih koji su najvećom zaslugom bivšeg dekana prof. dr. sc. Matka Marušića educirani u inozemstvu i potom se vratili i osigurali taj drugi esencijalni stup.

Treći stup čine studenti koji su probrani iz sve većeg broja zainteresiranih pristupnika. Jedan od pokazatelja toga je i činjenica da je MEFST u ovom času peti fakultet u čitavoj RH prema kvaliteti svojih studenata procijenjenom uspjehom u srednjoj školi. I prvi fakultet izvan Zagreba. Nadam se da će se taj trend nastaviti i da ćemo u budućnosti dobivati sve bolje kandidate za naše studije. Kako se povećava rejting fakulteta, kvaliteta nastave, sve veća znanstvena produktivnost i sve veća međunarodna prepoznatljivost, tako se možemo opravdano nadati da ćemo privlačiti sve bolje buduće studente.

Ali, postoji i četvrti vrlo bitan oslonac našeg fakulteta, a to su svi djelatnici koje ubrajamo u nenastavno osoblje, od kojih mnogi, baš kao i nastavnici, žive s ovim Fakultetom i daju sve da budemo, iz dana u dan, sve bolji i učinkovitiji.

Svima zajedno sve nam je veći gušt stvarati sve bolji Medicinski fakultet u Splitu. Neka nam je svima sretno u godinama koje su pred nama i još jednom hvala svima koji su stvorili ovaj i ovakav današnji Medicinski fakultet u Splitu predstavljen u monografiji koja je pred vama.

prof. dr. sc. Zoran Đogaš / Professor Zoran Đogaš
dekan Medicinskoga fakulteta u Splitu /
Dean of the University of Split School of Medicine

has several pillars which provide the needed strength and support. Before listing these pillars, I have to emphasize the tremendous role of the School of Medicine in Zagreb in the creation of our School on which we will always be immensely grateful.

The first pillar is our teaching base the University Hospital of Split and the clinicians employed there. It is the basis on which our School was founded and without which it would have been impossible to start the School of Medicine in Split. The University Hospital of Split, together with its and our employees and external collaborators, still remains this important pillar. In addition to this major teaching base, there is a whole range of teaching bases in Split, in our county but also outside of it, which strengthen this pillar. These include the general hospital in Zadar, Šibenik and Dubrovnik and specialized hospitals in Ugljan, Rab, Zabok and Krapina.

The second pillar are the people who established the pre-clinic in Split, from the current vice-dean Professor Mirna Saraga-Babic and Professor Marijana Peruzović, to Professor Željko Dujić and all of those who, mostly owing to the efforts of the former dean Professor Matko Marušić, were educated abroad after which they returned to help build this second essential pillar.
The third pillar consists of students who have been selected from a growing number of interested applicants. One indicator of this selection is the fact that the School of Medicine in Split is currently ranked fifth among all faculties in Croatia and first among faculties outside Zagreb by the quality of its students estimated through their high school scores. I hope that this trend will continue and that we will enroll more excellent students in our programmes in the future. As the School's rating, the quality of teaching, the scientific productivity and international recognition is increasing, we can justifiably hope that we will manage to attract more outstanding students.

The fourth very important pillar of our School is the non-teaching staff, many of whom, just like the teaching staff, breathe with this School and every day give their best to make it better and more efficient.

We all together enjoy creating a better School of Medicine in Split. May good luck follow us in the years to come, and once again, a great thanks goes to all those who created the School of Medicine the way it is presented here in this monograph before you.

RIJEČ REKTORA SVEUČILIŠTA U SPLITU
FOREWORD BY THE RECTOR OF THE UNIVERSITY OF SPLIT

Dragi studenti Medicine, Dentalne medicine i Farmacije, dragi zaposlenici Medicinskog fakulteta, drage kolegice i kolege profesori! U svoje ime i kao rektor Sveučilišta u Splitu te kao predsjednik Rektorskog zbora Republike Hrvatske, od srca vas pozdravljam i čestitam vam obilježavanje 20. godišnjice osnutka Medicinskog fakulteta u Splitu.

Godine su proletjele brzo i tiho, u radu, odricanju, trudu i stremljenju da naš fakultet postane najbolji. U ovim trenucima važno se prisjetiti velikih i važnih koraka u razvoju ovog fakulteta.

Na našim prostorima još od prapovijesti postoje dokazi o bavljenju medicinom koja rimskom civilizacijom dobija svoj čvršći okvir. Razvijena antička medicina bila je temelj za razvoj srednjovjekovne medicine koja je cvjetala u okviru jadranskih primorskih samostana i urbanih središta. Spomenimo samo benediktinskog redovnika Grgura iz 11. st. koji je prvi po imenu poznati hrvatski čovjek koji se bavio liječenjem. Kasnije se, u izvrsno uređenoj zdravstvenoj komunalnoj službi, pri čemu je prednjačila Dubrovačka republika sa stalno plaćenim fizicima, kirurzima, ustrojenim apotekama, nahodištima i ubožnicama, spominju brojni školovani liječnici poput dubrovačkog liječnika Prvoslava, zadarskog Franje

Dear Students of Medicine, Dental Medicine and Pharmacy, dear employees of the School of Medicine, dear fellow Professors! As the Rector of the University of Split and as the President of the Croatian Rectors' Conference, I would like to congratulate you on the 20th anniversary of the establishment of the School of Medicine in Split.

The years flew by quickly, marked by hard work, commitment, efforts and aspiration to make the School of Medicine an outstanding institution. At this moment in time, it is important to remember the big and significant steps in the development of this School.

There is evidence of medical practice in our region already in ancient times which gets clearer outlines with the development of Roman civilization. Ancient medicine was the basis for the development of the medieval medicine that flourished within the coastal monasteries of the Adriatic and in the urban centres. A notable example from the 11th century is a Benedictine monk Grgur, the first Croatian known by name who dealt with medical treatments. Later mentions of other names are found within the excellently organized health community service, led by the Republic of Dubrovnik with paid physicians, surgeons, and organized pharmacies,

Stupića, šibenskog kirurga Marka i brojnih drugih. Zanimljivo je spomenuti kako je 1271. godine utemeljena prva ljekarna na našim prostorima u Trogiru, dakle gotovo pola stoljeća ranije nego li ona najpoznatija u Dubrovniku.

Splitska medicinska baština svakako počiva između ostaloga i na radu Julija Bajamontija koji je u 18. stoljeću kao liječnik i glazbenik napisao jedan od prvih članaka o terapiji glazbom. Nekako u isto vrijeme kada u Trogiru započinje s radom kolegij sv. Lazara, utemeljen je i zadarski medicinski licej sv. Krševana. Na koncu 19. st., a na tradiciji splitskih Lazareta, započinje s radom prva moderna bolnica u Splitu pa sve te događaje s pravom možemo smatrati disperziranim povijesnim nukleusom današnjeg Medicinskog fakulteta u Splitu koji je neraskidivo vezan uz bolničku infrastrukturu.

Za vrijeme dok je to bio Područni studij Medicinskog fakulteta u Zagrebu, splitski gradski oci i građani Splita na prijedlog Opće bolnice Split i ravnatelja dr. Silvija Ćurina te tadašnjeg voditelja studija profesora Srđana Boschija, samodoprinosom građana izgradili su zgradu Patološko-anatomskog kompleksa koje je bilo početna osnova za razvoj anatomije, histologije i fiziologije, mikrobiologije i patologije.

U kasnijim fazama izgrađeni su prostori na Križinama i opremljeni suvremenim seminarskim dvoranama i predavaonicama te brojnim dobro opremljenim laboratorijima i računalnim učionicama. Nastava i nastavni rad posebno se cijene na Medicinskom fakultetu te se u tu svrhu dodjeljuju godišnje nagrade najboljim profesorima i katedrama.

Osim prostornih unaprjeđenja posebno se ulagalo i u znanstvenu infrastrukturu koja je dovela do razvoja velikog broja najkvalitetnijih znanstvenika i znanstvenih skupina koji objavljuju u najprestižnijim svjetskim časopisima te su pokrenuli Doktorsku školu s tri doktorska studija.

Stručni rad naših liječnika, stomatologa i farmakologa na visokoj je europskoj razini, a on se posebno razvija u našim nastavnim bazama kao što je KBC Split, Nastavni zavod za javno zdravstvo, Dom zdravlja, Stomatološka poliklinika, Ljekarne Splitsko-dalmatinske županije i brojne druge, gdje se čvrsto povezuju najnovija znanstvena istraživanja i praksa.

Ponosni smo na studij Medicina na engleskom jeziku kao i na uspostavljanje uspješne suradnje s bavarskim REGIOMED Kliniken, koji su postali naša nastavna baza i po prvi put u

orphanages and hospices. These mentions include numerous trained physicians such as Prvoslav from Dubrovnik, Francis Stupić from Zadar, surgeon Marko from Šibenik and many others. It is interesting to mention that in 1271 the first pharmacy in our region was founded in Trogir, almost half a century earlier than the most famous one in Dubrovnik.

The medical heritage of Split lies, among other things, on the work of Julije Bajamonti, a doctor and musician, who wrote one of the first articles about music therapy in the 18th century. At about the same time when the Collegium of St. Lazarus started with its work in Trogir, the medical lyceum St. Krševan was founded in Zadar. At the end of the 19th century, based on the tradition of Split Lazarettos, the first modern hospital in Split begins with its work. All these events can be rightly considered as the dispersed historical nucleus of today's School of Medicine in Split, which is inextricably linked with the hospital infrastructure.

While it was still the Regional study of the University of Zagreb School of Medicine, city fathers and citizens of Split, at the proposal of the General Hospital in Split and its director doctor Silvijo Ćurin and the head of the studies Professor Srđan Boschi, built the Pathology and Anatomy complex. It served as the starting point for the development of Anatomy, Histology and Physiology, Microbiology and Pathology.

Subsequently, facilities on Križine were built and equipped with state-of-the-art seminar rooms and lecture halls along with numerous laboratories and computer rooms. Teaching is especially valued at the School of Medicine which is demonstrated through annual awards presented to the best teachers and departments.

In addition to improvements to facilities, particular attention was given to investments in scientific infrastructure. This led to the advancement of a large number of top scientists and research groups who publish in prestigious international journals and who started a doctoral school with three doctoral studies.

Professional work of our physicians, dentists and pharmacologists is at a high European level and it has been especially developed in our teaching centres such as the University Hospital of Split, Teaching Institute of Public Health, Community Health Centre, Dental Outpatient Clinic, Pharmacies of

povijesti Hrvatske „izvozimo“ naše znanje i nastavu u zapadnoeuropsku zemlju.

Još smo ponosniji na naše nastavnike koji su spremni na sve razvojne izazove i koji svojim radom i zalaganjem u nastavi, znanosti i struci doprinose ugledu Medicinskog fakulteta i Sveučilišta u Splitu u cjelini.

Budućnost vidim u još jačem povezivanju naših znanstvenih skupina unutar sveučilišta u interdisciplinarnim projektima i još jačoj međunarodnoj suradnji naročito sa Sveučilištem Penn State kojemu smo globalni strateški partner te nam se tako otvaraju vrata američkih i EU fondova.

Razvoj Medicinskog fakulteta sigurni je jamac razvoja splitskog Sveučilišta i grada Splita kao centra izvrsnosti u zdravstvu.

Split and Dalmatia County and numerous others, where the latest scientific research and practice are closely interlinked.

We are proud of our Medical Studies in English and of the establishment of successful cooperation with the Bavarian Regiomed Kliniken which has become our teaching base where we, for the first time in Croatian history, “export” our knowledge and education to a Western European country.

We are even prouder of our teachers who are prepared for all challenges and who, with their efforts in teaching, research and profession, contribute to the reputation of the School of Medicine and the University of Split as a whole.

I envisage the future with an even stronger connection between our research groups within the University in interdisciplinary projects and stronger international cooperation, particularly with the Penn State University, our global strategic partner. In this way, we are also opening the door to American and EU funding.

Development of the School of Medicine is a guarantee of the development of the University of Split and the city of Split as a centre of excellence in health care.

prof. dr. sc. Šimun Anđelinović / Professor Šimun Anđelinović
rektor Sveučilišta u Splitu i predsjednik Rektorskog zbora Republike Hrvatske
Rector of the University of Split and President of the Croatian Rectors’ Conference

RIJEČ MINISTRA ZNANOSTI I OBRAZOVANJA
FOREWORD BY THE MINISTER OF SCIENCE AND EDUCATION

Iznimna mi je čast osvrnuti se na djelovanje i rad Medicinskoga fakulteta Sveučilišta u Splitu. Ova monografija donosi iscrpan prikaz djelatnosti i postignuća generacija djelatnika koji su pridonijeli uspješnome razvoju ove ustanove u proteklih dvadeset godina.

U dvadeset godina od njegova osamostaljenja svjedočimo brojnim uspjesima i inicijativama Medicinskoga fakulteta Sveučilišta u Splitu. S ponosom gledamo na njegov prestižni položaj među najuspješnijim visokim učilištima.

U taj ga krug svrstava njegova znanstveno-istraživačka djelatnost. Ona je visoko iznad hrvatskoga prosjeka, kako po broju objavljenih članaka u časopisima tako i po izvrsnoj opremljenosti istraživačkih laboratorija. Izniman je to rezultat djelatnika Medicinskoga fakulteta Sveučilišta u Splitu i pokazatelj trajna razvoja. Istodobno, preduvjet je za daljnja ostvarenja i postignuća, kako profesora i nastavnika tako i trenutačnih i budućih studenata.

Doprinos Medicinskoga fakulteta Sveučilišta u Splitu značajan je i u podizanju međunarodne prepoznatljivosti Sveučilišta i grada Splita u međunarodnom kontekstu. Osnivanje Studija medicine na engleskom jeziku pokazuje

It is a great honour to look back on the work of the University of Split School of Medicine. This monograph presents a detailed overview of the activities and achievements of generations of employees who contributed to the successful development of this institution in the past twenty years.

We witnessed numerous achievements and initiatives of the University of Split School of Medicine in the twenty years of its independence and we are proud of the prestigious position it holds among the most successful higher education institutions.

Its prestige arises from the research activities, which place it high above the Croatian average demonstrated in the number of publications and state-of-the-art research laboratories. This exceptional result is made possible by the School of Medicine employees and it is an indicator of continuous development. At the same time, it is also the prerequisite for future achievements and accomplishments from both teachers and future students.

The contribution of the University of Split School of Medicine is also important in raising the recognition of the whole University and the city of Split on the international level. The

svijest vodećih osoba fakulteta o nužnosti djelovanja izvan granica države. Isto tako, svjedoči o potrebi poticanja interdisciplinarna pristupa i izvrsnosti u poučavanju, istraživanju i inovacijama. Jednako su vrijedna pri tome i partnerstva s najboljim svjetskim sveučilištima. Time ustanove osiguravaju okvire za dugogodišnju, sustavnu, znanstvenu, nastavnu i svekoliku suradnju kroz razmjenu nastavnika i studenata, ali i kroz zajedničke prijave na projekte.

Bilježenje na međunarodnoj mapi osigurala je upravo izvrsnost u radu i međunarodna dimenzija. Tako je prošle godine jedan od najvećih njemačkih lanaca zdravstvenih institucija, REGIOMED-Kliniken, za suradnju odabrao upravo Sveučilište u Splitu i Medicinski fakultet. Jedinstven je to primjer međunarodne suradnje gdje će jedna hrvatska visokoškolska institucija sustavno obrazovati njemačke studente. Ovakva će suradnja povećati mobilnost studenata i nastavnika u oba smjera, te omogućiti suradnju hrvatskih i njemačkih liječnika u kliničkoj praksi i znanosti.

Jedinstvenost Medicinskoga fakulteta Sveučilišta u Splitu ne ogleda se samo u ovakvim projektima. Medicinski fakultet Sveučilišta u Splitu prvi je fakultet koji je pokrenuo osnivanje Doktorske škole. Objedinjavanjem zajedničkih obveznih predmeta i izbjegavanjem umnažanja nastavnih sati za sadržaje koji se mogu dijeliti među studijima unaprijeđena je organizacija poslijediplomskih studija.

U želji da razvojni put ovoga fakulteta bude oplemenjen radom još većega broja dionika te da plodovi njihova rada imaju višestruk učinak na osobni i društveni razvoj pojedinaca te gospodarski rast i razvoj zemlje, zahvaljujem svima koji su sudjelovali u osamostaljenju i razvoju Medicinskoga fakulteta Sveučilišta u Splitu. Ujedno koristim prigodu čestitati obljetnicu, te svima uključenima u rad ove ustanove zaželjeti mnogo uspjeha i zadovoljstva u budućem radu.

establishment of the Medical studies in English shows the awareness of the School of Medicine management about the necessity of expanding beyond the state borders. It also demonstrates the need to encourage interdisciplinary approach and excellence in teaching, research and innovation. Partnerships with top-ranking universities are equally important. They provide institutions with the framework for long-term, systematic, scientific and educational collaboration through the exchange of teaching staff and students and through joint applications to research projects.

Its place on the international map was secured by its excellency and international scope. Last year, one of the major German holdings of health institutions, REGIOMED-Kliniken, chose the University of Split School of Medicine for collaboration. It is a unique example of international collaboration in which a Croatian higher education institution systematically educates German students. This kind of collaboration will increase the mobility of students and teachers in both directions and enable the cooperation between Croatian and German physicians in clinical practice and science.

The uniqueness of the University of Split School of Medicine is not reflected solely in such projects. The University of Split School of Medicine was the first faculty to launch the establishment of a Doctoral school. The organization of the postgraduate studies was thus improved through the unification of common core subjects and avoidance of duplication of teaching hours for contents which can be shared among programmes.

I would like to thank everyone who participated in the establishment and the development of the University of Split School of Medicine with the wish that the development of the School of Medicine is further improved by the work of an even larger number of stakeholders. I hope that the fruits of their work will have a multiple effect on the personal and social development of individuals and on the economic growth and development of the country. I would also like to take the opportunity to congratulate you on the anniversary and wish lots of success and fulfilment in future endeavours to everyone involved in the work of this institution.

prof. dr. sc. Pavo Barišić / Professor Pavo Barišić
ministar znanosti i obrazovanja / Minister of Science and Education

POVIJEST I SADAŠNJOST MEDICINSKOGA FAKULTETA U SPLITU KROZ OSVRTE DEKANA

HISTORY AND PRESENT OF THE SCHOOL OF MEDICINE IN SPLIT INTRODUCED BY ITS DEANS

Zgrada gdje je sve započelo – Biskupova palača / *The building where it all started – The Bishop's Palace*

Kratka povijest Medicinskoga fakulteta Sveučilišta u Splitu do osamostaljenja 1997. godine

Prof. dr. sc. Matko Marušić

U Dalmaciji su zdravlje stanovništva i stanje zdravstva stoljećima bili nezamislivo nepovoljni. Za taj kraj stranci nisu marili, a domaći su bili neprosvijećeni ili su šutke prihvaćali sudbinu koju su im nametnuli davni vojni i politički porazi. Narod je živio u strašnim uvjetima, nikakvih medicinskih škola nije bilo, a tuđi su se liječnici nevoljko odlučivali nastaniti i raditi u dalekoj i siromašnoj zabiti. I tako nas je i u medicini dočekala sudbina svih onih koji dopuste da drugi nad njima vladaju – živjeli smo i umirali gladni i bijedni, neprosvijećeni, zaboravljeni i – neliječeni.

A brief history of the growth and evolution of the University of Split School of Medicine until 1997

Professor Matko Marušić, MD, PhD

The health of the population and the state of health care in Dalmatia has been unimaginably unfavorable for centuries. The foreign rulers did not care for this area, whereas its inhabitants were uneducated or just quietly accepted the fate, which had been imposed by lingering military and political defeats. The people lived in terrible conditions, there was no medical education, and foreign doctors were reluctant to settle and work in distant and poor boondocks. Consequently, even in health care we had met the fate of all those who allowed others to rule over them – we lived and died hungry

Prvi medicinski fakultet u Hrvatskoj osnovat će se tek 1917. u Zagrebu, punih sedam stoljeća nakon Bologne, a splitski osamdeset godina nakon zagrebačkoga, 1997.

Pet neuspješnih pokušaja

Pokušaji osnivanja Medicinskoga fakulteta u Splitu mogu se dokumentirati za raspon od 200 godina. U tom je razdoblju bilo pet neuspjelih pokušaja, potom je Fakultet klijao kao Područni studij medicine Medicinskoga fakulteta u Zagrebu, a za osamostaljenje zaslužni su upornost splitskih liječnika i osamostaljenje države Hrvatske. Njegovo je stvaranje imalo malo pobornika izvan Splita.

Prva dokumentirana zamisao o osnivanju medicinskoga fakulteta datira u godinu 1792., kada Višanin Jakov Mirković Živković, liječnik koji je medicinu završio u Padovi, a potom radio u Hvaru i Splitu, šalje u Padovu elaborat o potrebi osnivanja Medicinskoga fakulteta u Splitu. Molbu je ponavljao više puta, a nikad nije dobio ni odgovor.

Drugi se pokušaj odnosi na vrijeme francuske vlasti u Dalmaciji, koja je 5. studenoga 1806. osnovala učilište Sv. Lazara u Trogiru, tada najviše medicinske škole na našim prostorima. Prvo predavanje održao je dr. Jakov Mirković Živković 15. studenoga 1806., iz anatomije, a 20. srpnja 1807. održao je i ispit iz anatomije, za studente Franju Barbierija te Ivana i Josipa Montija. Škola se ukida već 1809., ali polaznici prelaze u Licej u Zadru, koji je također bio osnovan 1806., dana 24. listopada. Zadarski je licej od 1. kolovoza 1810. pretvoren u Centralnu školu, koja je mogla primiti učenike gimnazija i drugih liceja i koja je, među ostalim, mogla dodijeliti i naslov liječnika jer su joj francuske upravne vlasti (poslije i austrijske) priznavale stupanj fakulteta (neki povjesničari to ne priznaju). Dana 5. kolovoza 1811. diplomu liječnika dobio je Julije Pini iz Skradina, što ga čini prvim liječnikom koji je diplomirao u Hrvatskoj. Zadarska Centralna škola raspuštena je 15. travnja 1811.

Četvrti pokušaj odnosi se na godinu 1944., kada je zakonskom odredbom Nezavisna Država Hrvatska osnovala medicinske fakultete u Sarajevu i Splitu. Splitski nije pokrenut zbog ratnih zbivanja, a sarajevski jest.

Peti neuspješan pokušaj zbio se 16. srpnja 1960., kada je komunistički Narodni odbor općine Split donio odluku o osnivanju inicijativnoga odbora za izradu elaborata o organizaciji

and needy, uneducated, forgotten and –medically untreated.

The first medical school in Croatia was established in Zagreb only in 1917, seven centuries after Bologna, and in Split in 1997, eighty years after Zagreb.

Five unsuccessful attempts

The attempts to establish the School of Medicine in Split can be traced 200 years back. During this period, there were five unsuccessful attempts to establish the School. Finally, the School germinated as the Regional Branch of the School of Medicine in Zagreb; the credit for achieving its final independence goes to the persistence of doctors in Split and the sovereignty of the Croatian state carved out in 1990. Its creation had few supporters outside of Split.

The first documented idea of establishing a medical school in Split dates back to 1792 when Jakov Mirković Živković, a doctor originally from the island of Vis, graduated medicine in Padua and then worked in Hvar and Split. He sent repeated requests to Padua to establish the School of Medicine in Split, but never received a single response.

The second attempt occurred during the French occupation in Dalmatia, when on 5 November 1806, St. Lazarus College in Trogir was established, in those times the highest medical schools in our area. Jakov Mirković Živković, MD, taught the first lecture in anatomy on 15 November 1806 with the final exam on 20 July 1807. Some notable students who attended the anatomy course were Franjo Barbieri, and Ivan and Josip Monti. Although the college closed in 1809, the participants were transferred to the Lyceum in Zadar, which was founded on 26 October of the same year. From 1 August 1810, Zadar's Lyceum was transformed into the Central School, which admitted students from grammar schools and other lyceums and which, among others, could grant the title of Doctor of Medicine (MD). The power to grant MD degrees was due to the recognition of the Central School as a university by French administrative (and later Austrian) authorities. On 5 August 1811, Julius Pini from Skradin earned a medical doctor degree, becoming the first doctor to graduate in Croatia. Zadar Central School was closed on 15 April 1811.

The fourth attempt to establish a medical school in Dalmatia was in 1944, when the Independent State of Croatia established medical schools in Sarajevo and Split by a legal provision. The school in Split did not start working because of the war, but the one in Sarajevo did.

zdravstvene zaštite i medicinske nastave. Elaborat je potkraj iste godine upućen na ocjenu Medicinskomu fakultetu u Zagrebu, gdje je odbijen.

Područni studij Medicinskoga fakulteta u Zagrebu

Domoljubni zanos hrvatskoga proljeća potaknuo je Skupštinu općine Split da u siječnju 1971. imenuje radnu skupinu liječnika za izradbu elaborata o osnivanju Medicinskoga studija u Splitu. Pregovori s Medicinskim fakultetom u Zagrebu trajali su sve do 11. srpnja 1974. kad je on donio odluku o osnivanju Područnoga studija medicine u Splitu, početkom rada školske godine 1974./1975. Cijela peta godina Studija u Splitu počela je od školske godine 1975./1976. U IX. semestar upisano je šestero studenata, a nastavu su izvodili nastavnici iz Zagreba i Splita. Godine 1976. otvara se i nastava četvrte godine, a cjeloviti studij otvoren je 1. listopada 1979. s 50 upisanih studenata. Do 1980. dio se nastave odvijao u tadašnjoj Vojnoj bolnici i Institutu za pomorsku medicinu – nastava anatomije, fiziologije, patologije i mikrobiologije. Vježbe iz medicinske kemije i biokemije te medicinske fizike održavale su se pri odgovarajućim fakultetima Sveučilišta u Splitu. Tada su prikupljena sredstva za uređenje prostora Medicinskoga studija od 1300 m^2 u Biskupovoj palači. Vježbe iz fiziologije održavale su se u Domu zdravlja Split (otorinolaringologija), nekim odjelima Bolnice te u Institutu za pomorsku medicinu. Godine 1986. završen je Patološko-anatomski kompleks u krugu bolnice na Firulama. U danima Domovinskoga rata Studij je iz Biskupove palače premješten u dvije zgrade dobivene od Hrvatske ratne mornarice, od 2700 m^2 i 840 $m^{2.}$ Poslije je ta veća postala današnja zgrada A, a na mjestu one manje sagrađena je zgrada B.

Osamostaljenje Područnoga studija u Medicinski fakultet

Medicinski fakultet osnovan je 26. ožujka 1997., odlukom Upravnoga vijeća Sveučilišta u Splitu. Otada se taj dan tradicionalno slavi kao Dan Fakulteta. Trgovački sud u Splitu donio je 11. rujna 1997. rješenje o upisu Fakulteta u svoj registar.

Medicinski se fakultet uspjelo osnovati tek u nacionalnoj i političkoj slobodi, što zorno dokumentira vrijednost hrvatske borbe za slobodu i činjenicu da civilizacija i sloboda ne mogu jedna bez druge. Kaže se da je stupanj civiliziranosti jednoga društva prispodobiv veličini prednosti koju njegovi pojedinci pridaju interesima svoje društvene zajednice u odnosu na vlastite. Stvaranje Medicinskoga fakulteta Sveučilišta u Splitu

The fifth unsuccessful attempt took place on 16 July 1960, when the communist People's Committee of the Municipality of Split made a decision on the establishment of the Preparatory Committee for the development of the proposal for the organization of health care and medical education. At the end of the same year, the proposal was sent to the Medical School in Zagreb for evaluation, where officials rejected it.

Regional Branch of the Zagreb Medical School

In January 1971, the patriotic fervor of the Croatian Spring prompted the Assembly of the Municipality of Split to form a working group of physicians for the development of a proposal on the establishment of a Medical Branch of the University of Zagreb School of Medicine in Split. Negotiations with the School of Medicine in Zagreb lasted until 11 July 1974, when officials from the school in Zagreb made the decision about the establishment of regional medical studies in Split at the beginning of the 1974-1975 academic year. The entire fifth year of the study in Split began in the 1975-1976 academic year. Six students (out of 10) enrolled in the 9th semester, and classes were conducted by teachers from Zagreb and Split. In 1976, the fourth year courses opened, and the entry program opened on 1 October 1979, with 50 enrolled students. Until 1980, one part of the curriculum took place in the former Military Hospital and the Institute of Naval Medicine with courses in anatomy, physiology, pathology, and microbiology. Lab practice in medicinal chemistry and biochemistry and medical physics were held in the respective schools of the University of Split. Then, the finances for adaptation of 1,300 m2 of space in the Bishop's Palace were collected and the Branch settled there. Lab practices in physiology were held at the Health Centre Split (otorhinolaryngology), some departments of the Hospital, and the Institute of Naval Medicine. In 1986, the Pathology-Anatomy Complex in the Hospital in Firule location was completed. During the Homeland War, the Branch moved from the Bishop's Palace to Križine Hospital, where two buildings were provided by the Croatian Navy. Subsequently, the bigger one became the today's Building A, and Building B was erected in the location of the smaller one.

Gaining Independence as a Medical School

The School of Medicine was established on 26 March 1997, by the decision of the Governing Council of the University of Split. Since then, that day has been traditionally celebrated as the Day of the School. On 11 September 1997, the School

svjedoči da, koliko god kadšto bili razočarani i samokritični, u nas je ipak briga za zajedničko nadvisila brigu za vlastito, što nam dopušta i tu vrstu ponosa. No dvjesto godina pisane povijesti nije bilo ni lako ni ugodno, a o onom nepisanom dijelu može se samo pretpostavljati.

was officially registered in the register of the Commercial Court in Split.

It should be noted that the independent School of Medicine emerged only after national and political freedom, which clearly documents the value of the Croatian struggle for freedom and the fact that civilization and freedom are inseparable. It is said that the degree of civilization of a society correlates with the advantage that its individuals attach to the interests of the community in relation to their own. The creation of the University of Split School of Medicine (USSM) testifies that, although sometimes we are frustrated and self-critical, the concern for the people still outplayed individual selfishness, allowing us a kind of self-pride.

Literatura / *References*

1. Marušić M. Povijest Medicinskog fakulteta u Splitu. U: Janković S, Boban M, urednici. Sveučilište u Splitu, Medicinski fakultet, 1997. – 2007. Split: Sveučilište u Splitu, Medicinski fakultet; 2007, 16-35.

Razdoblje 1994. – 2001.

Prof. dr. sc. Zvonko Rumboldt

Period 1994 - 2001

Professor Zvonko Rumboldt, MD, PhD

Tadašnji prostori MEFST-a: zgrada Temeljnih medicinskih znanosti, Patološko-anatomski kompleks i nekadašnja „Marlesica"
USSM space at the time: Basic Science Building, Patology-Anatomy Complex and former "Marles" building

Nakon višestoljetnih uzaludnih napora, prvoga pokretanja 1806. u Trogiru, formalnoga uspostavljanja 1944. godine i niza daljnjih pokušaja, Studij medicine u Splitu je konačno otvoren 1974. kao ogranak zagrebačkoga Medicinskoga fakulteta, spočetka s djelomičnim, a od 1979. s cjelovitim kurikulom. Studijem je tada rukovodio Koordinacijski odbor, a 1984. za voditelja je imenovan istaknuti radiolog, prof. dr. Srđan Boschi. U nepovoljnim društveno-ekonomskim uvjetima prof. Boschi je umješno vodio taj projekt sljedećih deset godina, sve do svojega umirovljenja 1994. godine. Nastava se odvijala na više mjesta i u mnogim ustanovama, od kojih su najvažnije bile Biskupova palača (od 1980. do 1997.), Opća bolnica Split (od 1986. Klinički bolnički centar) te novoizgrađeni Patološko-anatomski kompleks u krugu iste bolnice, otvoren 1986. godine. Loši uvjeti u tadašnjoj državi posebno su otežavali rad i napredovanje mladih visokih učilišta, koja su se tek trebala razvijati. Ukazivanje na slabosti sustava i na moguća unapređenja u pravilu se zanemarivalo od vlastodržaca i pobuđivalo sumnju na protudržavnu djelatnost.

After centuries of striving, the first opening in Trogir in 1806, its formal constitution in 1944, and a series of more or less successful endeavours, the Study of Medicine in Split eventually opened in 1974 as a branch of the Zagreb University School of Medicine, initially with a partial, and from 1979 with a complete curriculum. The School was managed by an Executive Committee headed by Srđan Boschi, a distinguished Professor of Radiology, with the aid of several coordination groups in charge of material, infrastructural, scholar, and tutorial tasks. At the beginning of 1984, when Professor Boschi became its director, the Split branch became less dependent on its *alma mater*. In an untoward socioeconomic climate, he ably directed the School for ten additional years, until his retirement in 1994. The general situation in higher education was unsatisfactory, and the hardship was especially onerous for young, developing institutions. Identification of weak points and suggestions for improvement were rarely accepted and generally dismissed with suspicion of subversive activities by the political (communist) oligarchy. The teaching and practicing curriculum was then carried out at several local

Prva generacija diplomiranih doktora medicine Medicinskoga fakulteta u Splitu s prvim dekanom prof. dr. sc. Zvonkom Rumboldtom i prodekanima prof. dr. sc. Željkom Dujićem i prof. dr. sc. Mladenom Bobanom
The first generation of medicine graduates of the School of Medicine in Split, with the first dean Prof Zvonko Rumboldt and Vice deans Prof Dujić and Prof Boban

Na mjesto prof. Boschija izabran je prof. Zvonko Rumboldt 9. veljače 1994. te imenovan pomoćnikom zagrebačkoga dekana za dislocirani studij. Tada je na našem Studiju djelovalo 84 liječnika iz Dalmacije, od kojih većina (oko 70%) nije bila u znanstveno-nastavnom zvanju, stoga su pretežito bili uključeni u vođenje vježba. Jedan od prioriteta bio je akademsko napredovanje naših stručnjaka i pokretanje habilitiranja 47 specijalista koji su već imali doktorat znanosti. Stoga su već iste godine osnovana povjerenstva za nastavu, za kadrove, za znanost, za međunarodnu suradnju te za financije. Radi poboljšanja nastavnih kapaciteta Vlada Republike Hrvatske dodjeljuje nam te iste, 1994. godine dvije zgrade – tadašnji Regrutni centar (danas zgrada dekanata i temeljnih medicinskih znanosti) i montažni objekt „Marles" (nalazio se približno na mjestu današnje zgrade B), ali pod uvjetom da napustimo Biskupovu palaču, koja očito nije bila naše vlasništvo. Te su građevine bile teško oštećene tijekom Domovinskoga rata i jako zanemarene, tako da su se sve do 1997. morale popravljati i osposobljavati za novu namjenu. Tek je tada Biskupova palača vraćena pravomu vlasniku, Nadbiskupiji splitsko-dalmatinskoj. Već je 1994. potpisan ugovor o znanstvenoj suradnji s Institutom za pomorsku medicinu Hrvatske ratne mornarice, dodatno unaprjeđujući znanstveno-istraživačku i nastavnu aktivnost u smislu „jadranske orijentacije". Broj izabranih nastavnika postupno je rastao, tako da je Fakultet 1996. raspolagao s 11 profesora, 17 docenata i 26 asistenata s doktoratom znanosti.

institutions, the most important of which were the Bishop's Palace (from 1980 to 1997), General Hospital Split (from 1986 Clinical Hospital Centre), and the new Anatomy-Pathology building, opened in 1986.

When Professor Boschi stepped down, Professor Rumboldt was elected in his place on 9 February 1994 (the formal title was Deputy-Dean and Director of the Split branch, University of Zagreb School of Medicine). At that time there were only 84 instructors from the Dalmatian region involved in teaching, and the majority of them (ca 70%) did not possess the required academic rank (e.g. PhD), so that a significant part of the curriculum had to be covered by Professors from Zagreb. One of the priorities was to enhance the eligibility of and to habilitate the already existing 47 clinicians with a PhD degree. Accordingly, task forces for scientific endeavour, for academic advancement, for national and international cooperation, and for business and finances were established. To facilitate the teaching activities, the Croatian government assigned us two buildings – the former Recruitment Centre, currently the Registrar's Office and Basic Science Building, and a prefabricated "Marles" building, which was situated approximately at the location of the present Building B, provided we vacated the Bishop's Palace, which was clearly not our property. Unfortunately, these structures were severely damaged during the Homeland War and left to decay; the premises were acceptably mended and functionally adapted in 1997, and only then could the Bishop's Palace be restituted to its owner, the Split-Dalmatian archiepiscopal authority. Already in 1994, a protocol of scientific and academic cooperation was stipulated with the Maritime Medicine Institute of Croatian Navy, additionally strengthening research and educational efforts along the lines of "Adriatic orientation". The number of elected scholars was steadily increasing, so in 1996 the School employed 11 Full Professors, 17 Associate Professors, and 26 instructors with a PhD degree.

During the Homeland War, the general economic situation was further deteriorating, particularly in the academic field. For instance, our 1996 budget was limited to 2.5 million Kuna, although around 5 million were necessary just for the basic activities. Fortunately, thanks to the understanding and enthusiasm of the authorities, especially our Ministry of Science and Technology, Split Municipality, Split-Dalmatia County, and regional health institutions, particularly the University Hospital, the expenses for infrastructural adaptation, maintenance and improvement were markedly alleviated

Tijekom Domovinskoga rata gospodarsko se stanje još pogoršalo, što je osobito nepovoljno djelovalo na akademske ustanove. Primjerice, naš je proračun 1996. godine ograničen na 2,5 milijuna kuna, premda je pokrivanje temeljnih djelatnosti zahtijevalo barem 5 milijuna. Zahvaljujući razumijevanju i poletu nadležnih, posebno Ministarstva znanosti i tehnologije, Grada Splita, Splitsko-dalmatinske županije i regionalnih zdravstvenih ustanova, navlastito KBC-a Split, naši troškovi infrastrukturne obnove i prilagođavanja te održavanja hladnoga pogona bili su bitno olakšani (primjerice Splitsko-dalmatinska županija nam je 11. lipnja 1996. godine dodijelila bespovratnu financijsku pomoć u iznosu od 550.000 kuna).

Nakon brojnih pripremnih radnja, traženja moralne i političke potpore i podnošenja opsežnoga elaborata o razlozima, mogućnostima i perspektivi medicinskoga fakulteta u nastajanju, Upravno vijeće splitskoga Sveučilišta 26. ožujka 1997. jednoglasno je usvojilo odluku o osnivanju javnoga visokog učilišta pod nazivom Medicinski fakultet Sveučilišta u Splitu. To je bila prva visokoškolska ustanova osnovana u Republici Hrvatskoj, a taj se datum slavio kao Dan Fakulteta (istog sam dana imenovan privremenim dekanom, a na izvršnu dužnost izabran sam 22. rujna 1997., koju sam nakon reizbora obnašao do 30. rujna 2001. godine). Ubrzo, 17. travnja 1997. konstituirano je i Fakultetsko vijeće, koje je imalo 38 članova, a sastojalo se od svih izabranih nastavnika te predstavnika studenata i asistenata. Formiran je dekanski kolegij s dvojicom mladih prodekana (Željko Dujić za znanost i poslijediplomsku nastavu, Mladen Boban za upravne i financijske poslove), kojima se uskoro pridružio i treći (Damir Sapunar za dodiplomsku nastavu). Sastav nastavnoga osoblja, uza sve napretke, još je uvijek bio manjkav, tako da smo i dalje znatno ovisili o prijateljskoj pomoći matičnoga, zagrebačkoga Fakulteta (u tom sam svojstvu od 1996. bio pomoćnik zagrebačkoga dekana). Sredinom 2001. godine naš Fakultet dobiva dopusnicu za provođenje stručnih studija (Fizikalna terapija, Medicinska radiologija, Sestrinstvo), razmatra se mogućnost povećanja upisivanja s dotadašnjih 50 studenata godišnje. Tada je ukupan broj studenata već bio 350, a nastavnika 184 (20 profesora, 35 docenata, 6 predavača i 123 asistenata), s povoljnim omjerom student/nastavnik od 1,9. U nastavi je sudjelovalo i 65 stručnjaka iz drugih zemalja (Njemačka, Švicarska, Ujedinjeno Kraljevstvo), a izabrana su i trojica gostujućih profesora (iz Italije, Izraela i SAD-a). Godine 1999. pokrenut je poslijediplomski znanstveni studij Temeljne i kliničke medicinske znanosti, koji je do 2001. godine već

(e.g. on 11 June 1996 the Split-Dalmatia county granted us 550,000 Kuna).

prof. dr. sc. Srđan Boschi

Following a number of preparatory activities including the necessary moral, material and political support, and submission of an elaborate feasibility study about the reasons, means, and prospects of the nascent medical school, the Split University Senate, on 26 March 1997, unanimously decided to declare the opening of its School of Medicine, the first new school established at the university level in the independent Republic of Croatia. This date is celebrated as the School's day (the same day I was nominated its interim Dean, and elected as its first Dean on 22 September 1997, serving this honourable office until 30 September 2001). The Faculty Council of 38 members, consisting of all the elected Professors as well as Assistants' and Students' representatives, was established on 17 April 1997. There were two young Vice-Deans (Željko Dujić for research and postgraduate studies, and Mladen Boban for administration and business), joined later by the third one (Damir Sapunar for undergraduate studies). Notwithstanding marked progress, the faculty was still understaffed and heavily dependent on the friendly assistance of our alma mater, the Zagreb School of Medicine (in this sense I was nominated its Deputy Dean in 1996). Moreover, the teaching was invigorated with 65 scholars from abroad (Germany, Switzerland and the United Kingdom), and three Visiting Professors (from Israel, Italy, and the US) were elected. In 2001, our School introduced professional studies (Nursing, Physical Therapy, Radiography), and an increased enrolment in the Study of Medicine was contemplated. Indeed, the enrolment was limited to 50 freshmen per year, and in 2000 we had 350 students and 184 educators – 20 Professors, 35 Associate Professors, 6 Lecturers, and 123 Assistants. The student-teacher ratio was very satisfactory at 1.9. The postgraduate study "Basic and clinical medical sciences" started in 1999, with 134 attendants during the first two years. Our new curriculum, harmonized with other Croatian medical schools was elaborated in 2000, accompanied by a number of by-laws and regulations stemming from the Statute. By the end of my mandate the faculty had 25 Full Professors and 37 Associate Professors. The study of medicine, lasting

upisalo 134 polaznika. Do 2000. razrađen je vlastiti nastavni program, usklađen s drugim hrvatskim fakultetima, te niz pravilnika i poslovnika utemeljenih na Statutu. Na kraju mojega mandata, 2001. godine, Fakultet je već imao 25 profesora i 37 docenata. Nastavni se plan tijekom 6 akademskih godina provodio preko 27 katedara s 5610 sati nastave ili oko 1000 sati godišnje, od čega je na predavanja otpadalo oko 20%, na seminare 30%, a na vježbe 50%. Uza sve navedene napretke, nisam bio zadovoljan glede dvaju bitnih pitanja: materijalnoga, tj. financijskoga položaja našega Fakulteta te nedovoljno odgovornoga odnosa kako nastavnika tako i studenata prema našoj instituciji; osjećaj dužnosti trebalo je uravnotežiti s ostvarenim slobodama, tj. uskladiti prava i obveze.

6 years with 5,610 teaching hours (around 1,000 hours per year; about 20% lectures, 30% seminars, and 50% practical classes), was executed through 27 courses.

Notwithstanding all the mentioned accomplishments, the Medical School had to struggle with two main problems: financial instability and insufficient responsibility of all the participants, students and teachers alike; the accountability had to be elevated to the level of achieved freedoms.

Razdoblje 2001. - 2005.

Prof. dr. sc. Mladen Boban

Period 2001 - 2005

Professor Mladen Boban, MD, PhD

Veliki dio mandata prodekana, a potom i dekana, prof. dr. sc. Boban je proveo u procesu izgradnje
A great portion of his mandate as a Vice Dean and then as a Dean, Prof Boban has spent in the building process

Paralelno s izgradnjom i opremanjem mladi Medicinski fakultet brzo se razvijao u svim područjima svojega djelovanja.

Nastava

Unaprjeđenje nastavnoga procesa i učinkovita organizacija nastave bili su među najvažnijim ciljevima tadašnje Uprave Fakulteta. Raspored nastave i ispita utvrđivan je za cijeli semestar unaprijed. Utemeljen je i praktikum kliničkih vještina s modernim vježbovnim modelima. U travnju 2002. bila je sastavljena i prva knjižica „kliničkih vještina" kao obvezna isprava kojom se potvrđuje praktična osposobljenost studenata tijekom studija, a koja će poslije biti usklađena na razini svih medicinskih fakulteta u Hrvatskoj. Zadržana je praksa upisivanja u više godine studija po principu „godina za godinu" bez prenošenja ispita. Broj upisanih studenata medicine u ak. godini 2002./2003. povećan je s 50 na 60.

Značajan događaj koji je obilježio početak rada nove Uprave, a koji nije bio predviđen planom razvoja Fakulteta, bilo je preuzimanje studenata zdravstvenih studija Veleučilišta u Splitu, koje je 2001. godine Ministarstvo znanosti i tehnologije Republike Hrvatske proglasilo nelegalnima. Više od 500 studenata iskazalo je želju za nastavkom školovanja na

In parallel with the reconstruction and equipping, the young School of Medicine was rapidly developing in all other areas of its activities.

Teaching

Improving the process and organization of teaching were among the most important objectives of the new Medical School administration. The schedule of teaching and exams was determined in advance for the whole semester. The practicum for clinical skills with modern dummy models was founded. In April 2002, the first "clinical skills" booklet was composed as a mandatory document confirming the practical skills that students acquired during the study. That booklet will later be modified and introduced in all medical schools in Croatia. The practice of progressing into next year of study on a "year for year" basis, without transferring of unpassed exams, was retained. The number of students enrolling in the first year of the Medicine Study was increased from 50 to 60 in the academic year 2002/2003.

An important event that marked the start of the new administration, and which was not part of the School of Medicine development plan, was transfer of students of Health Studies

Medicinskom fakultetu u Splitu. Bio je to velik izazov administraciji i nastavnicima Fakulteta, koji su u samo nekoliko mjeseci organizirali izvođenje stručnih dodiplomskih studija Sestrinstva, Fizioterapije i Medicinske radiologije uz zadržavanje visokih kriterija izvrsnosti u nastavi. U suradnji sa strukovnim udrugama i Ministarstvom zdravstva utemeljeni su moderni nastavni planovi u skladu s europskim standardima. Sve to bio je temelj za kasnije osnivanje Odjela zdravstvenih studija pri Sveučilištu u Splitu koji danas provode izobrazbu zdravstvenih kadrova na preddiplomskoj i diplomskoj razini.

Godine 2003. diplomirali su i prvi studenti po „splitskom" planu i programu i tako postali prvi liječnici s diplomom Medicinskoga fakulteta Sveučilišta u Splitu.

Uvođenje Bolonjskoga procesa u sustav visokoga obrazovanja Republike Hrvatske dovelo je do značajnih promjena u nastavnim planovima i programima. Na Dekanskoj konferenciji medicinskih fakulteta održanoj 3. – 4. prosinca 2004. u Rijeci doneseni su strateški zaključci o provedbi Bolonjskoga procesa kojima je započeto definiranje znanja, vještina, kompetencija i stavova diplomiranih doktora medicine na svim fakultetima u Hrvatskoj. U tom cilju započela je i izrada zajedničke jezgre nastavnoga programa te uvođenje bodovanja predmeta u skladu s ECTS sustavom. Sve to trebalo je povećati mobilnost studenata i nastavnika na razini Hrvatske. Od početnoga entuzijazma i odlučnih koraka poduzetih u to vrijeme, danas vidimo da mnoge ideje Bolonjskoga procesa još uvijek nisu zaživjele, a pitanja i manjkavosti koje su se u međuvremenu pojavile, nisu sustavno riješene.

Kadrovi, znanost i struka

Od svojega osnutka Medicinski fakultet u Splitu bilježi kontinuirani rast u ukupnom broju nastavnika i onih sa znanstveno-nastavnim titulama. To je automatski praćeno i boljim znanstvenim i stručnim ostvarenjima. Tako od ukupno 179 nastavnika 2001. godine broj raste na 211 nastavnika u 2005., od kojih je gotovo polovica u znanstveno-nastavnim zvanjima, po čemu smo postali vodeća članica Sveučilišta u Splitu. U istom razdoblju broj radova objavljenih u časopisima indeksiranima u Current Contentsu narastao je sa 61 na 93. To je rezultiralo time da više odjela u KB-u Split dobije status klinika i kliničkih zavoda, a što je bilo preduvjet za kasnije prerastanje KB-a u KBC Split.

from the Polytechnic of Split that in 2001 was declared illegal by the Ministry of Science and Technology of the Republic of Croatia. More than 500 students expressed willingness to continue their education at the School of Medicine in Split. It was a big challenge for the administration and teachers of the School of Medicine, who in just a few months organized undergraduate studies of Nursing, Physiotherapy and Medical radiology, while maintaining high standards of excellence in teaching. In cooperation with professional associations and the Ministry of Health, modern curricula in accordance with the European standards were developed. All this was the basis for the later establishment of the Department of Health Studies at the University of Split, who nowadays carry out education of different health professionals at the undergraduate and graduate level.

In 2003, the first students who were studying in accordance with the curriculum of the School of Medicine in Split graduated and became the first medical doctors with diploma from the School of Medicine, University of Split.

The introduction of the Bologna process into the higher education system of the Republic of Croatia led to significant changes in the curriculum. At the conference of the Deans of the Medical Schools in Croatia, held in Rijeka on 3rd and 4th December 2004, strategic conclusions regarding implementation of the Bologna process and defining knowledge, skills, competencies and attitudes of graduated medical doctors at all universities in Croatia, were adopted. For this purpose, the common core curriculum was developed and the course scoring system in line with the European Credit Transfer System (ECTS) was introduced. All these actions were supposed to increase the mobility of students and teachers in Croatia. From the initial enthusiasm and decisive steps taken at that time, we can now see that many of the ideas of the Bologna process have not taken hold yet, while the questions and shortcomings that have emerged in the meantime are not systematically addressed.

Human Resources, Science and Professional development

Since the establishment of the School of Medicine in Split, a continuous growth in the total number of teachers and in those with scientific and teaching titles has been observed. It is automatically reflected in better scientific and professional achievements. So, out of the total of 179 teachers in 2001, their number increased to 211 in 2005, with almost half of them having academic titles, making the School of Medicine

Povezivanje znanstvenoga i stručnoga rada između MF-a Split i KB-a Split dovelo je do osnivanja zajedničkoga Laboratorija za kliničku neuroznanost na lokalitetu Križine. Voditelj je Laboratorija od njegova osnutka do danas prof. dr. Zoran Đogaš.

Dovršen je postupak pravne registracije fakultetske poliklinike „Academicus", projekt koji još nije proveden u praksu.

Konačno, pravomoćnim sudskim presudama u korist Fakulteta dovršen je spor s dijelom nastavnika oko visina plaća i radnoga vremena na Fakultetu, čime su ostvareni temelji za sustavno primanje većega broja nastavnika u tzv. kumulativni radni odnos prema jasnim kriterijima.

Izvanfakultetska suradnja

Osim jačanja suradnje s KB-om Split kao našom glavnom nastavnom bazom, uspostavljena je suradnja i s više drugih zdravstvenih ustanova na području Dalmacije. Tako je 2003. godine između Medicinskoga fakulteta Sveučilišta u Splitu i Zavoda za javno zdravstvo Županije splitsko-dalmatinske sklopljen Ugovor o uređivanju odnosa u obavljanju nastave, znanstveno-istraživačkoga i stručnoga rada. Ugovor o suradnji u obavljanju nastave iz fizikalne medicine i rehabilitacije sa Specijalnom bolnicom za medicinsku rehabilitaciju „Kalos" potpisan je 2004. godine. U studenome 2003. godine potpisan je i novi Ugovor o suradnji s Medicinskim fakultetom Sveučilišta u Mostaru, kojim su regulirana pitanja nastavne, stručne i znanstvene suradnje s našim Fakultetom.

Vrijednim valja spomenuti i Sporazum o časopisu Croatian Medical Journal kojim se uređuju svi odnosi između osnivača i vlasnika časopisa – četiriju hrvatskih medicinskih fakulteta.

Iz međunarodne suradnje vrijedno je istaknuti ugovor između Sveučilišta u Splitu i Medical College of Wisconsin (MCW) iz 2004. godine. Taj ugovor preteča je onomu koji će 12 godina poslije naš Fakultet samostalno potpisati s MCW-om, a suradnja s tom institucijom potvrdit će se kao ključna u stvaranju kritične mase znanstvenoga kadra u fazi nastanka samostalnoga Medicinskog fakulteta kao sastavnice Sveučilišta u Splitu. Zbog posebnih zasluga u tom procesu prof. dr. Željku Bošnjaku dodijeljen je 2004. godine počasni doktorat Sveučilišta u Splitu.

in Split a leading member of the University of Split in that regard. During the same period, the number of papers published in journals indexed in Current Contents increased from 61 to 93. This has resulted in a number of departments of the Clinical Hospital Split to be awarded the status of clinics and clinical institutes, which was a prerequisite for the later upgrading of the Clinical Hospital Split into the University Hospital of Split .

Connecting scientific and professional work between the School of Medicine and the Clinical Hospital Split, led to the establishment of the joint Laboratory for Clinical Neuroscience at the Križine location. Since its establishment, the Head of the Laboratory has been Professor Zoran Đogaš.

Further, the process of legal registration of the School's clinic named "Academicus" was completed, although the project has not been implemented in practice yet.

Finally, the final court rulings in favor of the School of Medicine in Split resolved the conflict with several teachers over the level of wages and working hours at School, which formed the basis for a larger number of teachers to be provided with so-called "cumulative employment", and in accordance with clear criteria.

Extra-institutional cooperation

In addition to the growing cooperation with the Clinical Hospital Split as our main teaching base, cooperation has also been established with the number of other health institutions in the region of Dalmatia. As a result, in 2003, the School of Medicine, University of Split and the Public Health Institute of the Split-Dalmatia County, signed an Agreement regulating the conduct of teaching, scientific research and professional work. In 2004, the Agreement on cooperation in teaching the course Physical Medicine and Rehabilitation was signed with the Special Hospital for Medical Rehabilitation "Kalos". In November 2003, the new Agreement with the Faculty of Medicine, University of Mostar on teaching, professional and scientific cooperation, was signed.

The Agreement on the Croatian Medical Journal regulating all relations between the founders and owners of the Journal – the four Croatian Medical Schools, is also worth mentioning.

Dekan prof. dr. sc. Mladen Boban s prorektorom prof. dr. sc. Igorom Zanchijem te prodekanima prof. dr. sc. Marijanom Saragom i prof. dr. sc. Nikolom Bradarićem te ravnateljem KBC Split prof. dr. sc. Dinkom Mirićem na sjednici Fakultetskog vijeća
Dean, Prof Mladen Boban with the Vice rector, Prof Igor Zanchi and Vice dean, Prof Marijan Saraga, Prof Nikola Bradarić and Director of the University Hospital of Split, Prof Dinko Mirić at the School Council session

In terms of international cooperation, the Agreement on Cooperation between the University of Split and the Medical College of Wisconsin (MCW) signed in 2004, should be emphasized accordingly. This Agreement was the forerunner of the one signed 12 years later individually between our School of Medicine and the MCW. Collaboration with the MCW proved to be essential for gathering a critical mass of trained scientists at the early stage of the establishment of the School of Medicine as an independent institution of the University of Split. Because of the valuable contribution that Professor Željko Bošnjak made to this process, in 2004 he was awarded the Honorary Doctorate from the University of Split.

Literatura / *References*

1. Zapisnik sa 7. sjednice Fakultetskog vijeća od 4. travnja 2002., broj: 15/7. Pismohrana Medicinskog fakulteta u Splitu.
2. Prethodna suglasnost Ministarstva znanosti i tehnologije o upisu studenata 1. godine studija od 25. siječnja 2002. Klasa 602-04/02-18/6; Ur. Broj:533-8/235-02-02. Pismohrana Medicinskog fakulteta u Splitu.
3. Dopis dekana Medicinskog fakulteta u Splitu, prof. dr. Mladena Bobana od 31. listopada 2001., upućena Ministarstvu znanosti i tehnologije. Izvješće o studentima Veleučilišta u Splitu koji žele nastaviti školovanje na Medicinskom fakultetu u Splitu. Pismohrana Medicinskog fakulteta u Splitu.
4. Dujić Ž, Mimica M, Utrobičić A. Znanstveno-istraživačka djelatnost, poslijediplomski studiji i stalno medicinsko usavršavanje. U: Medicinski fakultet 1997. – 2007. Ur: Janković S, Boban M. Sveučilište u Splitu. Split: Medicinski fakultet; 2007, 94-103.
5. Ugovor o uređivanju odnosa u obavljanju nastave iz područja javnozdravstvene djelatnosti u Zavodu za javno zdravstvo Županije splitsko-dalmatinske. Ugovor potpisali 13. listopada 2003. pod brojem 461/03, dekan Medicinskog fakulteta u Splitu prof. dr. Mladen Boban i ravnatelj Zavoda, dr. Mladen Smoljanović. Pismohrana Medicinskog fakulteta u Splitu.
6. Ugovor o suradnji u obavljanju nastave iz fizikalne medicine i rehabilitacije u Specijalnoj bolnici za medicinsku rehabilitaciju „Kalos", sklopljen s Medicinskim fakultetom Sveučilišta u Splitu 25. 10. 2004., broj 447. Pismohrana Medicinskog fakulteta u Splitu.
7. Ugovor o suradnji između Medicinskog fakulteta Sveučilišta u Splitu zastupanog po dekanu prof. dr. Mladenu Bobanu i Medicinskog fakulteta Sveučilišta u Mostaru zastupanog po prof. dr. Filipu Čuli, od 12. studenoga 2003., broj 526/03. Pismohrana Medicinskog fakulteta u Splitu.
8. Sporazum o časopisu Croatian Medical Journal. Potpisan od strane Medicinskog fakulteta u Splitu 27. rujna 2004., broj 384/04. Pismohrana Medicinskog fakulteta u Splitu.
9. Agreement For Cooperation between the University of Split and the Medical College of Wisconsin. Potpisan u ime Sveučilišta u Splitu od strane rektora prof. dr. Ivana Pavića 7. prosinca 2004., broj 01-378-2004., a u ime MCW od strane dekana Dr. Willama R Handee, 3. prosinca 2004. Pismohrana Sveučilišta u Splitu.

Razdoblje 2005. - 2009.

Prof. dr. sc. Stipan Janković

Novi laboratorijski prostori koje provjerava ministar uz nadzor Predsjednika Republike, rektora i dekana
New laboratory space is being checked by the Minister with the supervision from the President of the Republic of Croatia, the Rector and the Dean

U tijeku dvaju mandatnih razdoblja dekana zajedno s prodekanima 2005. – 2009. godine izvršene su brojne zadaće, od normativnih aktivnosti, ustroja i kadrovske popune do unaprjeđenja nastavnoga procesa, poslijediplomskih studija i tečajeva stalne medicinske edukacije, razvoja znanosti i stručnoga rada, međunarodne suradnje te unaprjeđenja upravljanja Fakultetom i uspostave sustava financijske kontrole (FMC).

Kad je riječ o **izgradnji** novih fakultetskih sadržaja, završena je **I. faza izgradnje** Fakulteta (nadogradnja postojeće zgrade temeljnih medicinskih znanosti, radovi započeti 2005. i dovršeni za početak akademske godine 2006./2007. s bruto razvijenom površinom nadograđenoga dijela od 1.992 m^2). Izgrađeni su i primjereno opremljeni prostori namijenjeni za znanstvenoistraživačke laboratorije, nastavne prostorije, učionice za rad u malim grupama studenata te sobe nastavnika i suradnika. Nove radne prostore Medicinskoga fakulteta svečano su otvorili 2. 10. 2006. godine predsjednik Republike Hrvatske g. Stipe Mesić i ministar MZOŠ-a prof. dr. sc. Dragan Primorac u nazočnosti rektora Sveučilišta u Splitu prof. dr. sc. Ivana Pavića, župana Ante Sanadera, gradonačelnika Splita Zvonimira Puljića te brojnih drugih gostiju i zaposlenika Fakulteta.

Period 2005 - 2009

Professor Stipan Janković, MD, PhD

Dekan, Predsjednik RH i rektor s djecom pred Fakultetom
Dean, President of Republic of Croatia and Rector with children in front of the School

During his two mandates as a Dean, numerous tasks were carried out in the period from 2005 to 2009: normative activities, organization and staffing, improvement of the teaching process, establishment of postgraduate study programmes and continuing medical education, development of scientific and professional work, international cooperation, and improvement in the management of the School of Medicine and establishment of the financial control system (FMC).

Regarding the **construction** of new facilities of the School of Medicine, **the first phase of the construction** is completed (upgrading the existing building of Basic Medical Sciences, construction started in 2005 and was completed before the beginning of the academic year 2006/2007 with gross area of 1992 m^2 in the upgraded part). The premises intended for scientific research laboratories, classrooms for small group work of students, and teachers and staff offices. New School of Medicine facilities were officially opened on 2nd October 2006, by Croatian president Stipe Mesić and the Minister of MSES Prof Dragan Primorac, PhD in the presence of the Rector of the University of Split, Prof Ivan Pavić, PhD, County Prefect Ante Sanader, Mayor of Split Zvonimir Puljić, and numerous other guests and the School of Medicine staff.

Početak izgradnje novih zgrada MEFST-a / The beginning of construction of the new School of Medicine buildings

Rana faza izgradnje novih zgrada / *Early phase of construction of the new buildings*

Nekadašnja „Marlesica" / *The former "Marles" building*

Druga faza izgradnje Medicinskoga fakulteta započeta je 20. 8. 2008. godine (građevinska dozvola dobivena 10. 4. 2008., a temeljni kamen položen 1. 8. 2008. godine). Ona je uključivala izgradnju sljedećih objekata: veliki amfiteatar (350 sjedala s velikom pozornicom), dvije manje polivalentne predavaonice (seminarske dvorane) s po 75 sjedećih mjesta, administrativne prostore, polikliniku Medicinskoga fakulteta, nastambu za pokusne životinje s europskim certifikatom, pogonske prostore (strojarnica i trafostanica) te hostel (12 apartmana) s primjerenim restoranom, pratećim sadržajima i skloništem uz odgovarajuće tople komunikacije svih sadržaja. Projektirana površina navedenih sadržaja iznosi 4.852 m^2. Uz navedeno, planirana je izgradnja dodatnoga parkirališta (oko 75 parkirališnih mjesta) s autobusnim ugibalištem, vrtno pejsažno uređenje terena i rasvjete dvorišnoga prostora kompleksa Medicinskoga fakulteta uz centralizirani sigurnosni nadzor kamerama. Nakon dobivanja građevinske dozvole u travnju 2008. građevinski radovi započeti su u kolovozu 2008. polaganjem temeljnoga kamena uz blagoslov

The second phase of construction of the School of Medicine started on 20th August 2008 (building permit was obtained on 10th April 2008, the cornerstone was laid on 1st August 2008). It included the construction of the following facilities: a large amphitheatre (with 350 seats and a big stage), two small multi-purpose lecture halls (seminar rooms) with 75 seats, administrative facilities, Polyclinic, School of Medicine, housing for experimental animals with European certification, engine room and substation, and hostel (12 suites) with adequate restaurant, support facilities and shelter interconnected with appropriate "warm connections". The surface of the aforementioned facilities is 4,852 m^2. In addition, the construction of additional parking (75 parking spaces) with bus lay-bys, garden landscaping and courtyard lighting, and centralized surveillance cameras were also planned. After obtaining a building permit in April 2008, the construction started in August 2008, by laying the cornerstone with blessing of Archbishop Monsignor Marin Barišić and was to be completed by the end of 2009. However, due to

nadbiskupa monsinjora Marina Barišića i trebali su biti završeni do kraja 2009. godine, ali zbog ekonomske krize, nužnosti djelomičnoga preprojektiranja velike predavaonice te popratnih problema sa zaštitom okoliša završetak je bio tek 2012. godine. Svečano otvaranje novih zgrada (B i C) obavljeno je 14. rujna 2012. u nazočnosti predsjednika RH dr. Ive Josipovića, ministra znanosti, obrazovanja i sporta Željka Jovanovića, rektora Sveučilišta Ivana Pavića, župana Ante Sanadera, nadbiskupa dr. Marina Barišića i drugih visokih gostiju, zaposlenika Fakulteta, studenata i građana.

Pokrenut je studij Dentalne medicine (upisane 3 generacije studenata), a za potrebe kliničke nastave i znanstvenoistraživačkog rada ovog **Studija** pri Medicinskom fakultetu dobivena je lokacijska dozvola (25. 3. 2009.) za nadogradnju, rekonstrukciju i adaptaciju zgrade bivšega rodilišta u Matoševoj ulici br. 2 u Splitu s oko 4.000 m^2 novoga i adaptiranog prostora, te je rezervirano (prema dogovoru s rektorom Sveučilišta u Splitu prof. dr. sc. Ivanom Pavićem) još oko 500 m^2 za iste svrhe u području kampusa Sveučilišta u Splitu. Za tu svrhu Županija splitsko-dalmatinska donijela je Odluku o donaciji financijskih sredstava u iznosu od 3.000.000,00 kuna i o tome pisanim putem izvijestila Sveučilište u Splitu i Medicinski fakultet. Prema troškovniku ukupna vrijednost radova procijenjena je na oko 26.000.000,00 kuna (od čega 7.000.000,00 kuna osigurava Sveučilište ove i sljedeće godine te Županija splitsko-dalmatinska po 3.000.000,00 kuna ove i sljedeće godine, a ostatak sredstava MZOŠ kroz rebalans proračuna). Sljedeće akademske godine, 2009./2010. u Poliklinici za stomatologiju (Matoševa 2) financijskim sredstvima Fakulteta uređen je prostor za Laboratorij kliničkih stomatoloških vještina te osigurana financijska sredstva za nabavu opreme u iznosu od 866.000,00 kuna (također iz sredstava Fakulteta).

Zaključno, mogu istaknuti da je konačno osmišljen cjeloviti Medicinski fakultet Sveučilišta u Splitu sa svim potrebnim resursima za suvremeno odvijanje stručnoga, znanstvenoga i obrazovnoga rada, uz napomenu da je započeta izgradnja završne II. faze izgradnje Fakulteta, završen u rohbau stanju objekt C te osigurana financijska sredstva u iznosu od oko 71.000 000, 00 kuna za završetak gradnje ostalih glavnih građevinskih radova (zahvaljujući i velikom osobnom angažmanu ministra MZOŠ-a prof. dr. sc. Dragana Primorca, rektora Sveučilišta u Splitu prof. dr. sc. Ivana Pavića i razumijevanju Senata Sveučilišta u Splitu).

economic crisis, partial redesign of the large lecture hall, and problems with environmental protection, it was completed in 2012. The opening ceremony of the new buildings (B and C) was held on 14 September 2012, in the presence of the Croatian President Ivo Josipović, Minister of MSES Željko Jovanović, Rector of the University Ivan Pavić, County Prefect Ante Sanader, Archbishop Marin Barišić and other distinguished guests, employees of the School of Medicine, students and citizens.

The study programme in Dental Medicine was launched at the School of Medicine. For the purpose of clinical teaching and scientific research, the location permit (25 March 2009) for extension, reconstruction and renovation of the former Maternity Hospital in Matoševa Street in Split with about 4,000 m^2 of new and adapted space was obtained, and about 500 m^2 were reserved (by arrangement with the Rector of the University of Split, Prof. Ivan Pavić, PhD) on the University Campus for the same purposes. Split-Dalmatia County adopted the Decision to donate 3,000,000.00 Kuna and informed the University of Split and the School of Medicine. According to the bill of quantities, the total estimated value of the works was around 26,000,000.00 Kuna (out of which 7,000,000.00 Kuna were provided by the University in that and the following year, and 3,000,000.00 Kuna by Split-Dalmatia County in that and the following year, whereas the remaining funds were provided by MSES through supplementary budget). In the next academic year, 2009/10, the School of Medicine furnished the Laboratory of dental clinical skills at the Dental Outpatient Clinic (in Matoševa Street) and secured funds for the purchase of equipment in the amount of 866,000.00 Kuna (funding was also provided by the School of Medicine). In conclusion, I can point out that School of Medicine, University of Split was finally designed with all necessary resources for modern professional, scientific and educational work, noting that the final part of the second construction phase has started, building "C" is under construction, and about 71,000,000.00 Kuna are provided for the completion of other major construction works (thanks to the great personal involvement of the Minister and MSES, Prof Dragan Primorac, PhD, Rector of the University of Split, Prof. Ivan Pavić, PhD, and to understanding of the Senate of the University of Split). With regard to improvement and **upgrading of the School's organization**, the Management and Faculty Council have adopted as many as 20 new regulations and established new laboratories, institutes and departments: Clinical Physiology Laboratory of the Department of Integrative Physiology, Microscopy

	2005.	2009.
Zaposleni u znanstveno-nastavnim i suradničkim zvanjima: *Employees in academic and associate titles:*	100	168
Vanjski u znanstveno-nastavnim i suradničkim zvanjima: *Associates in academic and associate titles:*	122	170
Nenastavno osoblje: *Non-teaching staff:*	27	54

Zaposlenici Medicinskoga fakulteta 2005. i 2009. godine / *Number of employees of the School of Medicine in 2005 and 2009*

Što se tiče poboljšanja i **dogradnje ustroja Fakulteta**, Uprava i Fakultetsko vijeće donijeli su čak 20 novih pravilnika, utemeljeno je i više novih laboratorija, zavoda i katedara: Laboratorij za kliničku fiziologiju Zavoda za integrativnu fiziologiju, Laboratorij za mikroskopiju Zavoda za anatomiju, histologiju i embriologiju, Laboratorij za neuroznanost (u zgradi TMZ-a), Laboratorij za kliničku neuroznanost (u bolnici Križine), Laboratorij za mikrobiologiju (prostor i oprema!), Zavod za integrativnu fiziologiju, Zavod za kliničku neuroznanost, te sljedeće **nove administrativno-tehničke jedinice**: Služba pravnih i općih poslova, Služba za izgradnju i održavanje, Služba za poslijediplomske studije proširena je Uredom za znanstveni rad, Hrvatski centar za globalno zdravlje, Hrvatski Cochrane centar – ogranak talijanskoga Cochrane centra te Arhiva Medicinskoga fakulteta. Izmjenama i dopunama Pravilnika o unutarnjem ustroju i ustroju radnih mjesta uvedeno je i radno mjesto voditelja Službe za poslove javne nabave (voditelj i jedan referent) i unutarnjega revizora, a broj katedara s 28 se povećao na 32. Izuzetno je povećan broj zaposlenika Fakulteta na svim razinama. Povećanje broja zaposlenika Fakulteta ukupno tijekom 4 godine bilo 143.

Promotre li se zaposlenja znanstveno-nastavnih kadrova iz reda povratnika iz inozemstva koji su zaposleni slijedeći preporuke Ministarstva znanosti, obrazovanja i športa, samo tijekom posljednjih dviju godina mandata zaposleno je njih 6 u stalnom radnom odnosu s Fakultetom te 4 u naslovnim zvanjima s nepunim radnim vremenom.

U znanstveno-nastavnom pogledu možda je zabilježen najprimjetniji rast Fakulteta. Nastavnici Medicinskoga fakulteta u Splitu u novom su ciklusu prijave znanstvenih projekata (2006. – 2009.) imali u tijeku realizaciju ukupno 51 znanstvenoga projekta, što je višestruko povećanje u odnosu na prethodno razdoblje. Od 2005. do 30. 9. 2009. obranjeno je novih čak 45 doktorata i 21 magisterij znanosti. Znanstvena je produkcija znatno porasla, osobito broj radova indeksiranih u Current Contentsu (2004. ukupno 47 radova, a 2008.

Laboratory of the Department of Anatomy, Histology and Embryology, Neuroscience Laboratory (in the BSB building), Clinical Neuroscience Laboratory (in Hospital Križine), Microbiology Laboratory (space and equipment!), Department of Integrative Physiology, Department of Clinical Neuroscience, and the following **new administrative and technical units**: Department of Legal and General Affairs, Department for Construction and Maintenance, Office of Scientific Research was added to the Department of Postgraduate Studies, Croatian Centre for Global Health, Croatian Cochrane Centre - a branch of the Italian Cochrane Centre and Archives of the School of Medicine. By the Amendments to the Ordinance on internal organization and job classification, the new positions of the Head of the Public Procurement Service (a manager and administrative assistant), and the internal auditor were introduced, and the number of departments increased from 28 to 32. The number of employees increased at all levels. The total increase in the number of employees was 143 in 4 years.

Following the recommendations of the Ministry of Science, Education and Sports on employing the academic staff from the Abroad Returnees, only in the last 2 years of the mandate, 6 were employed as full-time and 4 part-time teachers. **The most remarkable development** of the School of Medicine occurred in the scientific-educational activities. From 2006 to 2009, 51 research projects were underway, which is a multiple increase compared to the previous period. In the period from 2005 to 30 September 2009, 45 PhD and 21 Master's theses were defended.

Scientific production considerably increased, especially the number of papers indexed in Current Contents journals (47 in 2004, and 109 in 2008), and the quality of published papers significantly increased as well, and the impact factor of papers published in 2004 was 2.5 and for those published in 2008, over 4. In addition to the above, outstanding results were achieved in the field of publishing. In 2005, ten, and in 2008 thirty books and textbooks, whose authors, co-authors,

109 radova), a značajno je porasla i kvaliteta objavljenih radova te je čimbenik odjeka za radove objavljene 2004. godine bio 2,5, a za one objavljene 2008. godine više od 4. Osim navedenoga, postignuti su izvanredni rezultati i na području izdavaštva. Tako je 2005. na Fakultetu objavljeno 10 knjiga i udžbenika, a 2008. 30 čiji su autori, suautori, urednici/suurednici nastavnici Medicinskoga fakulteta u Splitu.

U dvama mandatima Uprave otvoreni su sljedeći novi integrirani preddiplomski i diplomski studiji, doktorski studiji te poslijediplomski specijalistički studiji: Studij stomatologije (2006./2007.), doktorski studij Biologija novotvorina (2007./2008.), doktorski studij Klinička medicina utemeljena na dokazima (2008./2009.), međunarodni doktorski studij Primijenjena fiziologija (2008.), poslijediplomski specijalistički studij Klinička epidemiologija (2009./2010.) te sveučilišni studij Forenzika (2009./2010.), u kojem značajno sudjeluje Medicinski fakultet u Splitu.

Kad je riječ o **financiranju** Medicinskoga fakulteta (ne računajući investicijska ulaganja i nabavu opreme), proračunska su sredstva 2008. povećana u odnosu na 2005. za 63%, a projekcija za 2009. je povećanje u odnosu na 2005. za 82%! Valja još naglasiti da je na Fakultetu (vjerojatno jednom od rijetkih na Sveučilištu i u sustavu MZOŠ-a) uspostavljen Sustav upravljanja i financijske kontrole (FMC) prema važećim zakonskim odrednicama, odnosno propisima Ministarstva financija Vlade RH.

Naručeno revizijsko izvješće ovlaštene revizorske tvrtke „LIST d. o. o." Split o obavljenom uvidu u financijske izvještaje i poslovanje Medicinskoga fakulteta Sveučilišta u Splitu za razdoblje 2006., 2007., 2008. i razdoblje siječanj – rujan 2009. godine pozitivno je, a to je poslije u cijelosti potvrdila i Državna revizija za sve 4 godine mandata, tako je Medicinski fakultet, kao jedan od rijetkih, imao besprijekorno poslovanje u obama mandatima. Fakultetska Uprava zajedno sa zaposlenicima i nastavnicima izvršila je još čitav niz drugih aktivnosti kao što su: među prvima u RH usvojila je **Strategiju razvoja znanosti** za razdoblje **2007. – 2012**., a u ožujku 2009. godine i cjelovitu **Strategiju razvoja Fakulteta za razdoblje 2009. – 2014.** godine, ustrojeno je Povjerenstvo za nastavu, usvojena obvezna izrada izvedbenih rasporeda, izvršeno opremanje svih nastavanih prostora vlastitim sredstvima (i u nastavnim bazama!), uveden ISVU sustav, uspostavljen ECTS sustav, usvojen i primijenjen Katalog znanja i vještina, napravljena i usvojena Knjižica kliničkih vještina, transparentno ustrojeni prelasci studenata s drugih fakulteta i upisi na

editors / co-editors were teachers of the School of Medicine in Split, were published. New integrated undergraduate and graduate study programmes, doctoral studies and a postgraduate specialist study were launched in these two mandates: Dental Medicine (2006-2007), doctoral programme "Biology of Neoplasms" (2007/2008), doctoral programme "Evidence-Based Clinical Medicine" (2008/2009), international doctoral programme "Applied Physiology" (2008), postgraduate specialist study "Clinical Epidemiology" (2009-2010), and university study programme "Forensic Sciences" (2009/2010).

With regard to **financing** of the School of Medicine (excluding investments and the purchase of equipment), budget funds in 2008 increased by 63%, compared to 2005, and an increase by 82% in comparison to 2005, was predicted for 2009. It should also be noted that the School of Medicine (probably one of the few at the University of Split and in the MSES) established the System of Management and Financial Control (FMC) according to the legal guidelines and the regulations of the Ministry of Finance. Ordered audit report of the authorized audit company "LIST doo" Split on the financial statements and business activities of the School of Medicine, University of Split for 2006, 2007, 2008 and January - September 2009 was positive, and it was fully confirmed by the state audit for all four years of the mandate, and the School of Medicine, one of the few, had impeccable business activities in both mandates.

The management of the School of Medicine together with employees and teachers carried out a number of other activities, such as: **Strategy for Scientific Development of the University of Split School of Medicine for the period 2007-2012** was adopted among the first in the Republic of Croatia; **Development Strategy of the University of Split School of Medicine for the period 2009-2014** was adopted in March 2009; Teaching Committee was established; mandatory draft teaching schedule was adopted; all classrooms were furnished with own funds (in teaching bases, too!); ISVU system was introduced, ECTS system was introduced; The Catalogue of Knowledge and Clinical Skills was adopted and implemented; Booklet of Clinical Skills was prepared and adopted; transitions of students from other faculties and enrolment at MEFST were transparently structured (Dean's discretion to enrol a few students per year was terminated); Research Office was established; the journal of students and teachers "Newsletter of the School of Medicine" was launched (it is still regularly published); 85 courses of Continuing

MEFST (ukinuto diskrecijsko pravo dekana na upis nekoliko studenata godišnje), osnovan Ured za znanost, pokrenuto glasilo studenata i nastavnika „Glasnik Medicinskog fakulteta" (uredno i redovito izlazi i danas), uspješno provedeno 85 tematskih tečajeva stalnoga medicinskog usavršavanja, znatno proširena međunarodna suradnja, znatno ojačana Informatička služba i Knjižnica, dizajnirano i u praksu primijenjeno znakovlje MEFST-a, uveden rad u malim grupama, uvedeno redovito podizanje hrvatske zastave, zastave Fakulteta i Sveučilišta na početku akademske godine, sredstvima članova Uprave i nekolicine profesora kupljene i zasađene masline na ulazu u zgradu Fakulteta, uspješno provedena prva reakreditacija Medicinskoga fakulteta (dobivena bezuvjetna dopusnica) itd.

Na Fakultetu su bile aktivne čak tri studentske udruge, studentski su predstavnici s više od 20% članstva bili zastupljeni u Fakultetskom vijeću, a predsjednik podružnice Studentskoga zbora bio je i član dekanskoga kolegija. Promatrajući uspjeh studiranja, u redovitom roku studij Medicine završavalo je 85-88% studenata, a osipanje studenata nakon upisa bilo je vrlo malo (0,5-1%). Ocjena rada nastavnika u redovitim anonimnim studentskim anketama kretala se oko 4,3, a prosječna ocjena katedara 3,9.

Uz dekana MEFST-a prof. dr. sc. Stipana Jankovića u dvama mandatnim razdobljima (1. 10. 2005. – 30. 9. 2009.) prodekani su bili:

I) Nastava i nastavne aktivnosti (prodekan prof. dr. sc. Zoran Đogaš, 1. 10. 2005. – 30. 9. 2009., ujedno i zamjenik dekana),

II) Znanost i međunarodna suradnja (prodekan prof. dr. sc. Ivica Grković, 1. 10. 2007. – 30. 9. 2009.),

III) Financije (prodekan prof. dr. sc. Zoran Valić, 1. 10. 2005. – 30. 9. 2007., i prodekanica prof. dr. sc. Mirna Saraga Babić, 1. 10. 2007. – 30. 9. 2009.),

IV) Studij Dentalne medicine (prodekanica doc. dr. sc. Dolores Biočina-Lukenda).

Medical Education were successfully held; international cooperation significantly expanded; IT department and Library were considerably strengthened; insignia of MEFST were designed and implemented; small group work was introduced; regular raising the Croatian flag, the flag of the School and the University at the beginning of the academic year was introduced; olive trees at the entrance of the School of Medicine were bought and planted, funded with money from the members of the Management and several teachers; the first reaccreditation of the School of Medicine was successfully carried out (unconditional license was obtained), etc. Three student associations were active at the School, students represented over 20% of members of the Faculty Council, a branch president of the Student Union was a member of the Dean's Management Board. In regard to the success of studying, 85-88% of students completed their study of medicine in time, and a dropout rate was very low (0.5 to 1%). The grade point average of teachers in regular anonymous student surveys was about 4.3, and the average score of the Departments was 3.9.

In two mandates held by Prof Stjepan Janković as a Dean (1 October 2005 - 30 September 2009), Vice-Deans were:

I) Vice-Dean for Education and Teaching Activities (Prof Zoran Đogaš, MD, PhD, 1 October 2005 - 30 September 2009, also Deputy Dean)

II) Vice-Dean for Science and International Cooperation (Prof Ivica Grković, MD, PhD, 1 October 2007 - 30 September 2009)

III) Vice-Dean for Finance (Prof ZoranValić, MD, PhD, 1 October 2005 – 30 September 2007, Prof Mirna Saraga Babić, MD, PhD, 1 October 2007 – 30 September 2009)

IV) Vice-Dean for Study Programme in "Dental Medicine" (Assistant Professor Dolores Biočina-Lukenda, DDM, PhD).

Razdoblje 2009. - 2011.

Prof. dr. sc. Matko Marušić

Period 2009 – 2011

Professor Matko Marušić, MD, PhD

Studenti ispred Zgrade temeljnih medicinskih znanosti / *Students in front of the Basic Science Building*

Članovi dekanskoga kolegija bili su prodekani prof. dr. Ivica Grković (nastava), prof. dr. Liana Cambj Sapunar i doc. dr. Livia Puljak (znanost), prof. dr. Dolores Biočina-Lukenda (studij Dentalne medicine) i prof. dr. Slaven Kokić (financije i upravljanje). Pomoćnici dekana bili su prof. dr. Damir Sapunar (informatizacija), dr. sc. Slavica Kozina (studenti), prof. dr. Dragan Ljutić (međunarodna suradnja) te prof. dr. Zoran Valić (nastava na engleskom jeziku).

A. NASTAVA

1) **Nastavni programi, usklađeni s Direktivom 2005/36/EC o reguliranim profesijama** i hrvatskim Zakonom o reguliranim profesijama i priznavanju inozemnih stručnih kvalifikacija, primijenjeni su 1. listopada 2010. u studijskim programima Medicina, Dentalna medicina, Farmacija i Zdravstveni studiji (sestrinstvo, primaljstvo i drugi). Time su studenti programa Medicina koji su diplomirali 2013. stekli sve kompetencije da ne moraju polagati državni ispit ni raditi pripravnički liječnički staž, nego su se odmah nakon diplome mogli natjecati za specijalizacije (3).
2) **Napravljen je Dodatak diplomi** (Diploma Supplement), na hrvatskom i na engleskom jeziku, koji je sadržavao opis svih kompetencija koje su studenti stekli u tijeku studija.
3) **Skupni ispiti znanja** 1 i 2 (SIZ-1 i SIZ-2) te Objektivni strukturirani klinički ispit (OSKI) ugrađeni su u program tako da se SIZ-1 polagao nakon treće, a SIZ-2 i OSKI

Members of the Dean's cabinet were the Vice-Deans, Prof Ivica Grković, MD, PhD (Teaching and Student Affairs), Prof Liana Cambj Sapunar, MD, PhD and Prof Livia Puljak, MD, PhD (Science), Prof Dolores Biočina-Lukenda, MD, PhD (Dental Medicine Study Programme), and Prof Slaven Kokić MD, PhD (Finance and Administration). Assistants to the Dean were Prof Damir Sapunar, MD, PhD (IT), Slavica Kozina, PhD (Student Affairs), Prof Dragan Ljutić MD, PhD (International Collaboration), and Prof ZoranValić, MD, PhD (Medical Studies in English).

A. TEACHING

1) **Curricula, harmonized with Directive 2005/36 / EC on regulated professions**, Croatian Law on regulated professions and recognition of foreign professional qualifications were implemented on 1 October 2010 in the study programmes of Medicine, Dental Medicine, Pharmacy, and Health professions (nursing, midwifery and others). Thus the students who graduated in 2013 had all required competencies to be freed from an internship and taking the state licensing exam, and were legally eligible to compete for residency positions.
2) **Diploma Supplement, in Croatian and English**, was designed to show descriptions of all competencies that students acquire in the course of the study programme.
3) **The comprehensive exams of knowledge 1 and 2 (CEK-1 and CEK-2), and Objective Structured Clinical Examination (OSCE)** were introduced as a part of the curriculum. CEK-1 was scheduled after the third, and both CEK-2 and OSCE after the sixth year of study. The first CEK-1 was held in September 2011.

nakon 6. godine studija. Prvi SIZ-1 održan je u rujnu 2011.

4) **Kliničke i socijalne vještine** u novi su program uvrštene kao Kliničke i socijalne vještine I i II (1. i 2. studijska godina), Medicinska humanistika (vertikalizirana kroz cijeli studij) i Kliničke rotacije (osnova stjecanja vještina i samostalnosti na 4. - 6. godini), a prošireni su uvođenjem posjeta studenata 1. i 2. studijske godine ambulantama obiteljske medicine.
5) **Istraživanja u biomedicini i zdravstvu** također je postao integrirani predmet vertikaliziran kroz svih 6 godina studija, s Diplomskim radom na kraju.
6) **Izborni predmeti** raspoređeni su u posljednjim dvama tjednima godišnje nastave, s tim da postoje i dodatne mogućnosti izbora, od ljetne prakse do rada u zajednici vikendom u Splitu.
7) **Katedra za obiteljsku medicinu** obuhvatila je oko 50 liječnika u čijim su ambulantama studenti radili u Splitu, u Zagori i na otocima. Katedra je organizirala *Splitsku inicijativu* (*The Split Initiative*), međunarodne godišnje sastanke o nastavi, uvela u nastavu studentska pisma pacijentu i prva provela OSKI za svoje potrebe.
8) **Zaklada Željko J. Bošnjak** osnovana je u počast našemu velikom prijatelju i podupiratelju sa Sveučilišta Wisconsin u gradu Milwaukeeju, SAD. Namijenjena je financiranju znanstvenoistraživačke izobrazbe studenata i mladih asistenata. Dvoje studenata koji su 2010. pomoću Zaklade boravili u SAD-u, ondje su 2011. dobili poslijedoktorska mjesta.
9) **Doček novoupisanih studenata** unaprijeđen je tako da su na zajedničkom prvom satu nastave dobili e-štapiće sa svim bitnim informacijama o Fakultetu. Fakultet, nastavu i osnovna pravila i dokumente predstavilo im je 9 nastavnika i zaposlenika, a karijeru liječnika petero uglednih liječnika i profesora. Studenti programa na engleskom jeziku dobili su i svečani dar Fakulteta, zbirku hrvatske poezije na hrvatskom i na engleskom jeziku. Studenti su odmah potom sastavljali svoje životopise i stavljali ih na mrežne stranice Fakulteta.
10) **Za knjižnicu su nabavljeni svi raspoloživi udžbenici** u propisanim količinama.
11) **Stota obljetnica Flexnerova izvješća** obilježena je 2010. međunarodnim simpozijem.

4) **Clinical and social skills** in the new curriculum were planned for all six years of the study programme as 1st and 2nd year students visit GP offices, take Clinical Skills I and II and subsequently take Medical Humanities courses (all 6 years of the programme) as well as Clinical Rotations (4th – 6th year of the program).
5) **Research in Biomedicine and Health** became an integrated course verticalized throughout all six years of the programme, with the Graduation Thesis at the end.
6) **Elective courses** were scheduled in the last two weeks of the academic year with an additional option to do summer practice and/or community work on weekends in Split.
7) **Department of Family Medicine** included about 50 doctors in whose clinics students worked in Split, in the hinterland, and on the islands. The Department organized *The Split Initiative* – international annual meetings on family medicine education, introduced student letters to patients into teaching and was the first to conduct OSCE for its needs.
8) **The Željko J. Bošnjak Foundation** was founded in honour of our great friend and supporter from the University of Wisconsin in Milwaukee, USA. It was intended for financing scientific research training of students and young assistants. Two students, whose 2010 summer practice in the United States was financed by The Foundation, were awarded post-doctoral positions in the USA in 2011.
9) **The welcome speech addressed to first-year students** included an enriched orientation session where they received USB flash drives loaded with all the relevant information about the School and the programme in English. The School, study programme, and basic regulations and documents were presented by 9 teachers and employees. At the roundtable, different physician careers were presented to them by five eminent Professors. Additionally, students of the study programme in English received a festive School's gift, which consisted of a collection of Croatian poetry in Croatian and English. Students then created their CVs and posted them on the website of the School.
10) **The School's library** was supplied with all available textbooks, in the prescribed quantities.
11) **The 100th anniversary of the Flexner Report** was annotated in 2010 by an international symposium on medical education.

B. STUDIJSKI PROGRAMI

1) **Studij Dentalne medicine** stigao je godine 2011. do 4. studijske godine. Dvoje specijalizanata dentalne medicine provelo je godinu dana u istraživačkom laboratoriju u SAD-u, gdje su obavili istraživanja za izradbu doktorske disertacije. Jedna je specijalizantica obranila doktorsku disertaciju, a jedna se vratila u Split kao specijalistica. Osmero liječnika Stomatološke poliklinike Split primljeno je u simbolični kumulativni radni odnos. Pokrenuti su pregovori o uspostavljanju fakultetske Klinike za dentalnu medicinu u krugu KBC-a Split.
2) **Studij Farmacije** uspješno je započet akademske godine 2011./2012. Njegov je program dobio pohvale Europske komisije za usklađenost s direktivom 2005/36/EC o reguliranim profesijama. Dvoje je nastavnika uključeno u međunarodni program izvrsnosti u farmaciji.
3) **Sveučilišni odjel zdravstvenih studija** osnovan je kao prvi u Hrvatskoj, na našu inicijativu, preustrojem i osamostaljenjem Više medicinske škole koja je dotad bila dio Fakulteta. Naši su stručnjaci sačinili i cjelovit elaborat Studija te preuzeli upravljanje i nastavu.
4) **Studij Medicina na engleskom jeziku** započeo je akad. godine 2011./2012., nakon temeljitih jednogodišnjih priprema. Upisano je 22 studenta.
5) **Doktorska škola** osnovana je da objedinjuje i administrativno usklađuje rad svih poslijediplomskih studija Fakulteta. Osnovan je reformirani poslijediplomski doktorski studij Translacijska istraživanja u biomedicini (TRIBE), koji je nakon pet godina postigao stopu doktoriranja od 30%.

B. STUDY PROGRAMS

1) **The Dental Medicine Program** advanced to the 4th year of study in 2011. Two residents spent a year in a research laboratory in the United States, continued the work in Split, and earned PhD degrees. Eight doctors from the Dental Outpatient Clinic in Split became our teachers.
2) **The Pharmacy Program** started in the 2011/12 academic year. This programme was praised by the European Commission for its compliance with Directive 2005/36 / EC on regulated professions (document in the archives of the School of Medicine). Two teachers joined the international program of excellence in pharmacy.
3) **The University Department of Health Studies** was established as the first in Croatia – by restructuring of the Vocational School which, until then, had been part of our School of Medicine. Our experts obtained legally required documents, composed the curricula, and took over the management and educational duties.
4) **The Medical Studies in English** began in the academic year 2011/12, after a year of preparations. We enrolled 22 students.
5) **The Doctoral School** was founded to coordinate the administrative work and cooperation of the three postgraduate programmes. The Translational Research in Biomedicine (TRIBE) postgraduate program was developed as a flexible, modern and research-focused programme which in five years of work achieved a graduation rate of 30%.

C. ZNANOST

1) **Povećana je znanstvena produktivnost** za 49% – 2009. godine članovi Fakulteta objavili su 115 članaka u časopisima koji se referiraju u bazi Current Contents, a 2010. taj se broj popeo na 169. Zavidan broj članaka objavljen je u glasovitim časopisima kao što su *Science, Lancet, Nature* i *Nature Genetics*.
2) **Znanstvenoistraživački projekti** dosegli su zavidan broj od 40 domaćih i 16 međunarodnih, a od toga dva partnerska u programu FP7.
3) **Osnovani su Zajednička znanstvena servisna jedinica i Zajednički znanstveni fond**. Napravljen je i stavljen na Intranet popis kapitalne znanstvene opreme. Navedeno je mjesto na kojemu se pojedini uređaj nalazi, uvjeti uporabe i osoba za kontakt.

C. SCIENCE

1) **Scientific productivity increased by 49%**. In 2009, the faculty published 115 articles in journals indexed in Current Contents database, and in 2010 this number rose to 169. A number of articles were published in renowned journals such as Science, Lancet, Nature, and Nature Genetics.
2) **Research grants** included 40 domestic and 16 international projects, two of which were partners in the elite FP7 program.
3) **The Joint Scientific Service Unit and the Joint Scientific Fund were established.** The list of scientific equipment was made and published on the Intranet, with information on the location of each device, conditions of its use, and the respective contact person.

Sa Smotre Sveučilišta u Splitu
The presentations of the University of Split study programmes

Predsjednik RH, prof. dr. sc. Ivo Josipović i župan Splitsko-dalmatinske županije Ante Sanader s dekanom i prodekanom
President of Croatia, Prof Ivo Josipović and Split-Dalmatia County prefect Ante Sanader with the Dean and the Vice dean

4) **Nabavljena oprema** obuhvatila je centrifugu s hlađenjem, autoklav, kameru za razvlačenje po Westernu, ledomat i destilator te programske pakete *MedCalc* i *SPSS* za statističku obradu podataka, *NVivo* za analizu teksta i *EndNote* za uređivanje referencija.
5) **Kadrovski** je Fakultet ojačan, iako nije dobiveno ni jedno novo sistematizacijsko mjesto, ali na upražnjena mjesta dovedeno je desetak vrlo kvalitetnih ljudi. Sa svakim naslovnim nastavnikom potpisan je ugovor prilagođen njegovim mogućnostima i potrebama Fakulteta.
6) **Međunarodna suradnja** istakla se činjenicom da je Svjetska zdravstvena organizacija povjerila Fakultetu izradbu pet projekata, u obliku sustavnih pregleda. Uspostavljena je službena i konkretna suradnja s Medicinskim fakultetom u Maastrichtu, Nizozemska, Sveučilištem zdravstvenih studija u Linkoeppingu, Švedska, i medicinskim fakultetima u Mariboru i Ljubljani, Slovenija. Bolnica Cedars-Sinai iz Los Angelesa, SAD, omogućila nam je da u suradnji s kolegama iz Mađarske i SAD-a osnujemo kliničke skupine za istraživanje ishemijske bolesti srca u žena i za proučavanje genetičkih rizičnih čimbenika prijevremenoga poroda. Fakultet se priključio međunarodnoj edukaciji o pitanjima patenata i intelektualnoga vlasništva. Hrvatski ogranak talijanskoga Cochrane centra (HOTCC) održao je tri godišnja sastanka i jedan svjetski polugodišnji sastanak. Projekt „10001 Dalmatinac" radio je posebno dobro, s bogatom međunarodnom suradnjom, višestrukim financiranjem i desetcima vrhunskih publikacija.
7) **Osnovano je Povjerenstvo za nastambu za pokusne životinje**, čiji su se članovi priključili međunarodnoj mreži odgovarajućih znanstvenih ustanova.
8) **Međunarodna škola znanstvene komunikacije** održana je 2010. i 2011., a 2010. i radionica "Anatomy and Embryology of the Mouse".

4) **The newly acquired equipment** included a centrifuge with cooling system, an autoclave, and Western blot detection system with camera, ice maker and water distiller. Purchased software packages included *MedCalc* and *SPSS* for statistical data analysis, *NVivo* for text analysis, and *EndNote* references management.
5) **The School was strengthened** although not a single new position had been approved by the Ministry of Education; we employed a dozen of high quality professionals to occupy vacant positions. The School signed an Agreement of mutual obligations with all elected Professors, adapted to their individual wishes and needs of the School.
6) **International cooperation** was marked by the fact that the World Health Organization had entrusted our School to prepare five expert systematic reviews. The official and concrete cooperation with the School of Medicine at Maastricht, Netherlands, University Health Studies in Linkoepping, Sweden and Medical Schools in Maribor and Ljubljana, Slovenia was established. Cedars-Sinai Hospital in Los Angeles, USA, enabled us to cooperate with colleagues from Hungary and the United States, set up a clinical research group for ischemic heart disease in women, and the study of genetic factors associated with preterm birth. The workshops on issues of patents and intellectual property were organized and well-attended. The Croatian Branch of the Italian Cochrane Centre (CBICC) held three annual meetings and one global semi-annual meeting. The project "10001 Dalmatians" worked especially well, with rich international cooperation, multiple financing and dozens of top publications.
7) **The Committee for experimental animals and animal colonies** was constituted, and its members joined the international network of relevant scientific institutions.

9) **Prvi fakultetski Simpozij mladih znanstvenika** (siječanj 2011.) predstavio je istraživanja fakultetskih znanstvenih novaka, asistenata i studenata poslijediplomskih studija.

D. STRUČNI RAD

1) **Zdravstvena djelatnost Fakulteta** dobila je dozvolu propisanim upravnim postupkom. To je omogućilo legalan rad fakultetske tvrtke *Academicus Plus*, Laboratorija za medicinu spavanja i mogućih drugih aktivnosti te vrste. Za fakultetske nastavne programe na sveučilišnom su kampusu predviđene tri ordinacije dentalne medicine i dvije ordinacije za primarnu medicinsku zaštitu, s čekaonicom i pomoćnim prostorima.
2) **Poticanje osoblja na dalju izobrazbu** privuklo je šestero zaposlenika; jedna je zaposlenica doktorirala, a dvoje je završilo tečaj o intelektualnom vlasništvu.
3) **Uspostavljena je baza registriranih kliničkih ispitivanja** koja se provode u Hrvatskoj (*Regpok.hr*), tako da pacijenti na svemrežju mogu naći ispitivanje novih lijekova koji se odnose za njihovu bolest te se prijaviti u studiju i tako besplatno dobiti nove lijekove.
4) **„Cochrane kutak"** u „Liječničkim novinama" počeli su uređivati naši liječnici (L. Puljak).

E. ORGANIZACIJA FAKULTETA

1) **Statut Fakulteta** dopunjavan je dvaput i pritom su mu dodane primjereno definirane misija, vizija i strategija, Misija, vizija i strategija Fakulteta objavljene su i na mrežnim stranicama Fakulteta, na hrvatskom i na engleskom jeziku. Usvojen je Pravilnik za izradbu prioritetne liste za znanstvene novake i Pravilnik o gospodarenju intelektualnim vlasništvom.
2) **Mrežne stranice** Fakulteta grafički su oblikovane i dopunjene. Sadržaj im je složen tako da se njime može jednostavno rukovati i lako nalaziti željene podatke. Dan je prikaz ustroja i rada katedara, sa životopisima nastavnika, ispitnim uvjetima i izvedbenim planovima nastave. Uvedene su paralelne stranice na engleskom jeziku.
3) **Računalna izrada rasporeda sati** (*EduPlan/EX*) izrađena je na elektroničkom programu u koji se upisuje svaki sat nastave, s imenom nastavnika i studentske skupine, dvoranom održavanja nastave i imenom nastavne jedinice. Informatizacija nastave zahtijevala je i informatizaciju kadrovskih poslova, a sustav je omogućio trenutno generiranje svih analiza nastavnih opterećenja i ispisivanje gotovih ugovora o radu s vanjskim nastavnicima.

8) **International School of Scientific Communication** was held in 2010 and 2011, and in 2010, the "Anatomy and Embryology of the Mouse" workshop was organised.
9) **The first School's symposium of young scientists** was held in 2011, at which School's research assistants, teaching assistants and postgraduate students presented their research.

D. PROFESSIONAL WORK

1) **The School obtained the license to practice health care.** This allowed the "Academicus Plus" School's enterprise, the Laboratory for Sleep Medicine and other potential activities of this kind to become operational. Three dentist and two primary medical care offices, with a waiting room and auxiliary spaces at the university campus, under construction, were assigned for the School's educational needs.
2) **Encouraging non-teaching personnel for lifelong education** attracted six employees; one employee obtained the PhD degree and two completed the course on intellectual property.
3) **The database of registered clinical trials carried out in Croatia (Regpok.hr)** was created, so that patients can find studies of new drugs related to their disease, and get included in the study in order to obtain those new drugs free of charge.
4) **"Cochrane Corner" column** by the School's experts became regular in the national periodical "Liječničke novine" aiming to promote evidence-based medicine.

E. ORGANIZATION OF THE SCHOOL

1) **The Statute of the School** was amended twice including an appropriately defined mission, vision and strategy. The mission, vision, and strategy were published on the website of the School, in Croatian and English. The Rulebook on the formation of the priority list of mentors for research novices, as well as the Ordinance on Intellectual Property were adopted.
2) **The School's website** was professionally designed and amended to become simple to handle and information easy to find. It contained an overview of the structure and activities of the Departments, with biographies of teachers, course schedules, student groups allocation and learning materials, exam requirements and their structure, and students' and teachers' daily assignments. Identical pages in English were introduced.
3) **Computer-based timetable** was made to record every lesson, with the name of the teacher, lecture location, and the name of a teaching unit. Computerization of

4) **Centar za medicinsku edukaciju i kliničke vještine** osnovan je i smješten u prizemlju Patološko-anatomskoga kompleksa. U njemu se održavala nastava kliničkih vještina i OSKI, a bio je studentima svakodnevno na raspolaganju za dodatno učenje i vježbanje.
5) **Uvedeni su elektronički protokol i pismohrana** te elektronički sustav za upravljanje dokumentima (*Document management system*). Napravljeni su svi propisani i potrebni dokumenti i pravilnici. Kao i svi zapisnici, bili su dostupni na mrežnim stranicama Fakulteta.
6) **Digitalna knjižnica** počela je objavljivati diplomske radove, magistarske i doktorske disertacije nastale od ožujka 2011.
7) **Osnovana je Udruga bivših studenata**; ona je napravila mrežnu stranicu i počela prikupljati kontakte i okupljati bivše studente Fakulteta.
8) **Elektronički sustav upravljanja kvalitetom** uveden je na osnovi sustava ARIS, koji služi za definiranje, popravljanje (usavršavanje) i vođenje upravljanja ustanovom.
9) **Definirani su simboli, oprema i darovi Fakulteta.** Najsvečaniji je dar vrlo lijepa knjiga hrvatske poezije i proze na hrvatskom i na engleskom jeziku.

teaching demanded the computerization of human resource services. The programme generates all teaching load analyses and prints work reports and payment contracts with part-time teachers.

4) **Centre for Medical Education and Clinical Skills** was set up, situated in the Pathology-Anatomy Complex. It was used for teaching clinical skills and OSCE. It was available daily to students for additional learning and training.
5) **Electronic protocol and archives, as well as an electronic document management system** were organized. All legally required School's documents and ordinances were composed and made available at the website of the School.
6) **The Digital Library** of Master's and PhD theses was set up to archive materials published since March 2011.
7) **The School's Alumni Association** - website was created, and the Association started collecting contact information of former faculty and students of the School.
8) **The Electronic Quality Management System** was introduced on the basis of a business e-platform that provides services for improvement and management of the institution.
9) **Symbols, equipment, and gifts of the School** were defined and professionally designed. The most solemn gift was a book of Croatian poetry and prose in Croatian and English.

Literatura / *References*

1. Marušić M. Medicinski fakultet u Splitu u dekanskom mandatnom razdoblju 2009.-2011. Fakultetskom vijeću. Split: Medicinski fakultet u Splitu; 2011.
2. Grković I, Sapunar D, Marušić M. Ways to address challenges of a modern medical curriculum: living academic medicine at the University of Split School of Medicine. Acta Med Acad 2012;41(1):7-17.
3. Marušić M, urednik. Nastavni program medicina. Integrirani preddiplomski i diplomski studij. Split: Medicinski fakultet u Splitu; 2011.
4. Pavličević I. Rani kontakt s pacijentom – splitski model. Acta Med Croat 2013;67:19-24.
5. Marušić A, Sambunjak D, Jerončić A, Malički M, Marušić M. No health research without education for research – experience from an integrated course in undergraduate medical curriculum. Med Teach 2013;35:609.
6. Marušić A, Malički M, Sambunjak D, Jerončić, Marušić M. Teaching science throughout the six-year medical curriculum: Two-year experience from the University of Split School of Medicine, Split, Croatia. Acta Med Acad 2014;43(1):50-62.
7. Pavličević I. The new curriculum for family medicine at the University of Split School of medicine. Acta Med Acad 2012;41(1):26-37.
8. Pavličević I, Švab I. Family medicine defines its academic niche: The Split Initiative. Acta Med Acad 2012;41(1):1-3.
9. Mrduljaš-Đuić N, Žitnik E, Pavelin Lj, Bačić D, Boljat M, Vrdoljak D, Pavličević I, Radica Dvornik A, Marušić A, Marušić M. Writing letters to patients as an educational tool for medical students. BMC Med Educ 2013;13:114.
10. Utrobičić A, Malički M, Marušić M, urednici. Put u Split/Passages to Split. Split: Medicinski fakultet u Splitu; 2011.
11. Viđak M, Tokalić R, Marušić M, Puljak L, Sapunar D. Improving completion rates of students in biomedical PhD programs: an interventional study. 2016. (u tisku)
12. Sapunar D, Grković I, Lukšić D, Marušić M. Management of teaching processes using Share Point platform: a case study from the University of Split School of Medicine. Acta Med Acad 2016;45(1):34-38.
13. Sapunar D, Grković I, Lukšić D, Marušić M. The Business Process Management Program for successful quality management and organization in medical schools. Acta Med Acad 2016;45(1):26-33.

Razdoblje 2011. - 2015.

Prof. dr. sc. Dragan Ljutić

Veliki amfiteatar je novi centar važnih fakultetskih i sveučilišnih zbivanja
The great Aphitheatre Hall is a new centre for important school and university events

Temelj rada dekana, prodekana, dekanskoga kolegija mandatnoga razdoblja 2011. – 2013. bile su glavne postavke izbornoga programa na funkciju dekana i kontinuirani razvoj Medicinskoga fakulteta, osiguranje materijalnih i financijskih pretpostavki za daljnji razvoj, rast kadrovske baze, osiguranje stečenih pozicija, nastavne i znanstvene prepoznatljivosti te stvaranje prepoznatljivosti na međunarodnoj razini. Jasan „cilj" bio je stvaranje „jedinstvenoga" hrvatskoga, odnosno „europskoga" medicinskog fakulteta sa svim njegovim specifičnostima, što bi omogućilo mobilnost studenata i nastavnika.

Što je to značilo pri stupanju na dužnost?

Bile su postavljene dvije dileme koje su upravo u tijesnoj vezi s glavnom postavkom programa: prvo, sugestija nedovršene nove zgrade Medicinskoga fakulteta zbog nedostatka financijskih sredstava – konzervirati i čekati bolja vremena; drugo, pitanje treba li započeti nastavu na studijskom programu Medicina na engleskom jeziku.

Prva je sugestija bez razmišljanja odbačena, a nastava na studijskom programu Medicina na engleskom je započeta. Oba su problema bila vezana uz financije – za prvi su se problem trebala iznaći sredstva, a drugi je (bila je potrebna besprijekorna organizacija) donosio novac Medicinskomu fakultetu (pravo značenje te odluke može se iščitati tijekom sljedećih godina kada je upravo novac od engleskih studija služio za održavanje Fakulteta rentabilnim – prostor, oprema, vanjska suradnja).

Tijekom prvoga mandatnog razdoblja rezultati rada moje Uprave bili su jasno vidljivi i opipljivi te je moje izvješće o

Period 2011 - 2015

Professor Dragan Ljutić, MD, PhD

The main activities of the Management at the time were already presented in the programme written in the application for the Dean's position. The programme included continuous development of the School, provision of material and financial resources for further development and growth of teachers, retention of their academic positions, for recognition of teaching and scientific activities - both at national and international level.

The clear "goal" was the establishment of the "unique" Croatian, i.e. European School of Medicine, with all its specificities, and with the purpose to initiate more dynamic student and teacher mobility.

What did this actually mean at the time of the appointment to the position?

There were two dilemmas closely linked to the postulates of the programme: whether to wait with construction works that had been stopped due to financial deficiency and whether to start off with the new study programme *Medical Studies in English*?

The first dilemma was quickly resolved and the teaching process of the new study programme *Medical Studies in English* immediately began. Both problems were directly linked to finances – for the first mentioned, the financial funds had to be secured, and the other dilemma (for which perfect organisation was required) provided financial resources for the School (the real significance of this income is illustrated by the fact that the money received could cover external collaboration, scientific equipment, and overhead expenses for the premises).

radu upravo bilo puno ponosa za odrađeni posao. Tako je, što se prostora tiče, odrađeno sljedeće:

1. Velika dvorana i dvije seminarske dvorane nove zgrade Fakulteta svečano su stavljene u funkciju od 14. rujna 2012. godine (uz pomoć donacije PLIVE d. o. o.).
2. Dogovoreno je financiranje drugih dviju seminarskih dvorana u novoj zgradi (donacija Gradske ljekarne).
3. Napravljeno je arhitektonsko rješenje dviju malih dvorana i hotela u zgradi C.
4. Uređenje hotela preuzeo je Studentski centar Split.
5. Velika dvorana i opremljene seminarske dvorane daju se u najam za održavanje kongresa, simpozija, sastanaka i tečajeva.
6. Uređeno je parkiralište s južne strane Fakulteta, postavljene su rampe, radi se na uređenju okoliša (Grad Split).
7. U postupku je dogovor o opremanju uredskih prostora nove zgrade te uspostava telefonske i internetske mreže.
8. U postupku su osnivanja fakultetska Poliklinika za internu medicinu, neurologiju, otorinolaringologiju, patologiju i radiologiju „Academicus" i stomatološka poliklinika „Dental academicus".

Što se tiče nastave, u prvom je mandatu urađeno sljedeće:

1. Uspješno pokrenut i odvija se studij Medicine na engleskom jeziku.
2. Uspješno su predstavljeni svi studijski programi našega Fakulteta pred povjerenstvom Europske unije.
3. Uspješno su organizirane kliničke rotacije (kao zamjena za staž) te je formirana i nova katedra: Katedra za kliničke vještine.
4. Izvršene su male korekcije studijskih programa Medicina, Medicina na engleskom jeziku i Dentalna medicina koje su usvojene na Povjerenstvu za studije i Senatu Sveučilišta u Splitu.
5. Diplomirala je i prva generacija studenata Dentalne medicine.
6. Povećana je upisna kvota na studiju Medicine na 90.
7. Povećana je upisna kvota na studiju Medicina na engleskom jeziku na 50.
8. Uspješno se provodi suradnja s drugim sveučilištima i fakultetima i zdravstvenim ustanovama (bolnice u Vukovaru, Bjelovaru, Dubrovniku, Zadru, Šibeniku, Sv. Katarina u Zaboku, Akromion u Krapini), a obnavljaju se i ugovori s glavnom nastavnom bazom, KBC-om Split.
9. Povećan je broj nastavnika u tzv. kumulativnom radnom odnosu i postotak plaće tih nastavnika („postotak kumulative").

During the first two years, the results of the dedicated work were presented in the final report.

When it comes to premises, the following was done:

1. Amphitheatre and two seminar rooms of the new building were opened on 14 September 2012 (donated by "Pliva").
2. Provision of finances for the remaining two seminar rooms was arranged (donated by "Gradske ljekarne").
3. Architectural design for two halls and hotel in the "C" building.
4. The interior of the hotel was designed by *Studentski centar* (Student Centre).
5. Amphitheatre and two seminar rooms were used for organization of the congresses, symposia, meetings and courses.
6. Parking lot on the south side of the building was completed and the landscape maintenance arranged.
7. Furnishing of the office rooms was arranged.
8. The procedure for the establishment of the School's Polyclinic for internal medicine, neurology, otorhinolaryngology, pathology and radiology "Academicus" as well as Dental Outpatient Polyclinic "Dental Academicus" began.

When it comes to teaching, the following was done:

1. Study programme Medical Studies in English successfully started.
2. All study programmes were successfully presented to the European commission.
3. Clinical rotations were successfully organized (instead of internships), new Department of Clinical Skills was established.
4. Minor amendments to existing study programmes in Medicine, Medical Studies in English and Dental Medicine were approved by the University's Teaching Committee and University's Senate.
5. The first generation of the Dental Medicine students obtained their degrees.
6. The study programme in Medicine increased the enrolment quota to 90.
7. The study programme Medical Studies in English increased the enrolment quota to 50.
8. We accomplished successful collaboration with other universities, faculties and health institutions (hospitals in Vukovar, Bjelovar, Dubrovnik, Zadar, Šibenik, Sv. Katarina in Zabok, Akromion in Krapina). The Collaboration Agreement with the main teaching base, University Hospital of Split, was renewed.

Dekan Ljutić na svečanoj sjednici Fakultetskog vijeća povodom Dana fakulteta
Dean Ljutić during the Faculty Council meeting celebrating the Day of USSM

10. Studenti studija Dentalne medicine pokrenuli su časopis „Dentist".

11. Sve je veća studentska razmjena preko programa ERASMUS i sve je veći interes stranih studenata na razmjene ili za studiranje u Splitu.

12. Osnovane su još dvije nove katedre – Katedra za nuklearnu medicinu i Katedra za diplomski rad te Zavod za temeljnu i kliničku farmakologiju.

U znanstvenom području također su napravljeni značajni iskoraci:

1. Samo 2012. znanstvenici MEFST-a publicirali su 133 CC rada.

2. Godine 2011. Medicinski fakultet sudjelovao je u 26 projekata koje je financirao MZOS, u četirima projektima Hrvatske zaklade za znanost, šest projekata Fonda za jedinstvo uz pomoć znanja, jednom HIT projektu te 9 međunarodnih projekata. Ukupna su projektna sredstva 11,5 milijuna kuna. Godine 2012. ugovoreno je pet velikih međunarodnih projekata ukupne vrijednosti 759.000,00 eura, jedan projekt Hrvatske zaklade za znanost te jedan BICRO projekt. Ukupno 6,5 milijuna kuna.

3. Povjerenstvo za doktorate obradilo je 412 predmeta (koji su bili u različitim fazama izrade doktorskoga rada).

4. Organizirano je 67 javnih rasprava te je obranjeno 37 doktorata znanosti.

5. Formirano je Povjerenstvo za doktorate u novom sastavu.

6. Uspješno je pokrenut „Znanstveni klub srijedom" na kojem su predavali naši nastavnici, ali i gosti predavači.

9. The number of "cumulative" teaching staff has increased.

10. Students in the study programme of Dental Medicine, initiated publishing of the journal "Dentist".

11. ERASMUS students exchange programme developed, with an increased interest in incoming exchange (studying in Split).

12. Two new teaching Departments were founded: Department of Nuclear Medicine and Department for Final Thesis together with the scientific Department of Basic and Clinical Pharmacology.

Accomplishments in the field of science:

1. In 2012 alone, scientists at USSM published 133 CC papers.

2. In 2011, USSM participated in 26 projects financed by the Ministry of Science, Education and Sports, 4 projects were financed by the Croatian Science Foundation, 6 projects by the Unity through Knowledge Fund, 1 HIT and 9 international projects. The value of projects amounted to 11.5 million Kuna in total. In 2012, 5 large international projects were arranged, with total value of 759,000.00 €, 1 CSF project and 1 BICRO project, with total value of 6.5 million Kuna.

3. PhD committee processed 412 documents.

4. 67 public debates were organized and 37 doctoral theses defended.

5. New PhD Committee was founded.

6. "Wednesday's Science Club" was successfully presented.

7. Successful collaboration with the Nobel Prize winners (dr. Chiechanover and dr. Yonath) was initiated.

7. Pokrenuta je uspješna suradnja s nobelovcima dr. Chiechanover i dr. A. Yonath.
8. Osnovano je Vijeće doktorske škole u kojem su osim predsjednika i prodekani te svi voditelji i zamjenici voditelja poslijediplomskih studija.
9. Trenutan broj docenata, izvanrednih i redovitih profesora 111, znanstvenih novaka, asistenata i viših asistenata je 50.
10. Pisao se strukturni projekt za opremanje nastambe.

Dobivanje drugoga mandata prethodne Uprave značilo je da je Fakultetsko vijeće uvažavalo odrađeno i dalo povjerenje da se takav rad nastavi te dovrši ono što se nije uspjelo u prethodnom razdoblju. Tako smo mogli biti zadovoljni i onime što je odrađeno u ovom mandatu.

Što se nastave tiče, valja istaknuti sljedeće:

1. Fakultet izvodi četiri integrirana preddiplomska i diplomska studijska programa: Medicina, Dentalna medicina (od 2007. godine), Medicina na engleskom jeziku (od 2011. godine) i Farmacija (od 2010. godine u suradnji s KTF-om).
2. Također izvodi tri poslijediplomska doktorska studija: Klinička medicina utemeljena na dokazima, Biologija novotvorina, TRIBE; i specijalistički studij Klinička epidemiologija.
3. U planu je pokretanje specijalističkih poslijediplomskih studija te je u tom smislu uoči proslave Dana Fakulteta (točnije 25. ožujka) održana tematska sjednica Dekanske konferencije medicinskih fakulteta.
4. U planu je širenje nastavnih baza Fakulteta, npr. potpisivanje ugovora o suradnji s Psihijatrijskom bolnicom na Rabu.
5. Broj studenata po studijskim godinama iznosio je:
444 na studiju Medicina
160 na studiju Dentalna medicina
153 na studiju Medicina na engleskom jeziku
171 na poslijediplomskim studijima.
6. U tijeku je, na razini svih četiriju medicinskih fakulteta u RH, izrada ishoda učenja.

Na Medicinskom fakultetu u Splitu u okviru nastavnoga osoblja bilo je zaposleno:

- Redoviti profesori: 11 puno radno vrijeme, 29 kumulativa
- Izvanredni profesori: 7 puno radno vrijeme, 37 kumulativa
- Docenti: 13 puno radno vrijeme, 19 kumulativa
- Asistenti: 27 puno radno vrijeme, 7 kumulativa
- Znanstveni novaci: 14.

„Kantun C“ s klubom Pub@Med / *“Corner C“ with the Pub@Med Club*

8. Doctoral School Council was founded with all PhD study programme directors involved.
9. There are currently 111 Full, Associate, and Assistant Professors and 50 assistants.

The election of this Management for the second mandate implied that the Faculty Council approved of the activities performed in the previous period, but also that they developed trust that things would continue to develop successfully in the forthcoming period. Therefore, it is fair to say we were more than satisfied with the following accomplishments:

Teaching process:

1. Four integrated study programmes: Medicine and Dental Medicine (since 2007), Medical Studies in English (since 2011) and Pharmacy (since 2010) in collaboration with the Faculty of Chemistry and Technology.
2. Three postgraduate doctoral study programmes: Evidence-based Medicine, Biology of Neoplasms, TRIBE, and one specialist study programme: Clinical Epidemiology
3. There is a plan to launch specialist postgraduate programmes, which was the reason for organising the thematic Dean’s conference in 2015.
4. It is also planned to widen the scope of teaching bases, for example, by signing the agreement with the Psychiatric Hospital on Rab.
5. Number of students per study years was:
444 at Medicine,
160 at Dental Medicine,
153 at Medicine in English
and 171 at postgraduate study programmes.
6. All medical schools in Croatia were working on the development of learning outcomes.

Južni pogled na naše zgrade / *Southern view to our premises*

Što se tiče nenastavnoga osoblja, 14 zaposlenih je u tehnici, 26 administratora i 17 kao pomoćno osoblje.

Fakultet je tijekom 2014. godine zaposlio 11 asistenata po različitim katedrama koji se financiraju iz vlastitih sredstava Fakulteta.

U tom je razdoblju bilo i značajnih iskoraka u povećanju prostornih kapaciteta Medicinskoga fakulteta:

1. Ukupna površina MEFST-a danas iznosi: zgrada A: 4310 m2 (4 zavoda, 10 laboratorija, 40 katedara); zgrada B: 4690 m2 (uredski prostori, seminarske učionice, amfiteatar, prostor buduće fakultetske poliklinike); zgrada C: 1100 m2 (dormitorij, bistro, restoran); PAK: 2800 m2.

2. Građevinski radovi i opremanje prostora:

- otklonjeni su tehnički nedostatci i ishođena je uporabna dozvola za objekt B. Time su se stekli uvjeti za nastavak opremanja i stavljanje u funkciju ostatka zgrade.
- opremljene su i stavljene u funkciju početkom 2014. godine seminarske dvorane na prvom katu zgrade B, čime se kapacitet učionica povećao za novih stotinjak mjesta
- velikim je dijelom u siječnju 2014. godine opremljena i stavljena u funkciju Nastamba za životinje, pri čemu su zadovoljeni strogi uvjeti Zakona o zaštiti životinja i Pravilnika o zaštiti životinja koje se koriste u pokusima ili u druge znanstvene svrhe
- u lipnju 2014. opremljen je i stavljen u funkciju caffe bar „Kantun C" u prizemlju zgrade C
- dvije informatičke učionice na IV. i V. katu zgrade TMZ-a opremljene su i stavljene u funkciju u listopadu
- dormitorij u zgradi C stavljen je u funkciju početkom 2014. godine
- instaliran je sustav videonadzora cjelokupnoga kompleksa

Human resources:

- Professors: 11 full time, 29 cumulative
- Associate Professors: 7 full time, 37 cumulative
- Assistant Professors: 13 full time, 19 cumulative
- Teaching Assistants: 27 full time, 7 cumulative
- Research Assistants: 14

When it comes to non-teaching staff, there were 14 technicians, 26 administrators and 17 support staff.

During 2014, eleven assistants, funded from the School's own resources, were employed at different departments.

In this period, the USSM premises were expanded:

1. Total area of the USSM complex: Building A: 4310 m2 (4 departments, 10 laboratories, 40 teaching departments); Building B: 4690 m2 (offices, seminar halls, amphitheatre, future School's Polyclinic), Building C:1100 m2 (dormitory, coffee bar and restaurant); Pathology and Anatomy Complex: 2800 m2

2. Construction works and equipment:

- All technical defects were removed and use permit for the Building B was granted when necessary conditions for everyday use were provided.
- Seminar rooms in Building B were equipped at the beginning of 2014, which expanded the capacity by another 100 seats.
- Housing facilities for laboratory animals were to a large extent equipped in compliance with the strict Animal Protection Act and Regulations on Animal Protection.
- In June 2014, the coffee bar "Kantun C" was equipped and opened in Building C.
- Two IT classrooms in the 4th and 5th floor of the BSB building were equipped in October.
- Dormitory in Building C was completed in February 2014.

- preuređen je Imunološki laboratorij na II. katu zgrade TMZ-a
- opremljena je kuhinja restorana i čeka se uporabna dozvola
- u tijeku je postupak osnivanja fakultetske poliklinike i radiološkoga centra u zgradi B, točnije opremljene su internistička i neurološka ambulanta.

Znanost:

1. Samo 2014. Fakultet je u WoS-u objavio 151 rad, od toga 124 u CC-u, odnosno ondje gdje je u potpisu osim Fakulteta i KBC Split 210 u WOS-u, a od toga 157 u CC-u.
2. Medicinski fakultet Sveučilišta u Splitu s pedeset i šest FTE zaposlenih nastavnika u proteklih pet godina objavio je 967 znanstvenih radova, a u istom je vremenu prikupio 14330 citata. Ti ga rezultati vjerojatno čine jednim od znanstveno najproduktivnijih medicinskih fakulteta u Republici Hrvatskoj i susjedstvu.
3. U posljednjih 9 godina pokrenuto je 105 projekata, od čega 72 MZOS-a i HRZZ-a te 33 međunarodna, ukupne vrijednosti 46 milijuna kuna, a samo 2014. bilo je 25 projekata.

Financije (okvirno za 2014. godinu):

- Troškovi poslovanja: 39 620 835,00 + 5 191 375,00 (oprema)
- Prihod: 41 249 510,00
- Vlastita sredstva: 10 706 713,00
- MZOS: 29 648 797,00

Dokumenti (važni za svakodnevni rad Medicinskoga fakulteta, ali koji su bili i osnova za reakreditaciju):

1. Izrađena je nova Strategija razvoja Fakulteta za razdoblje 2014. – 2020.
2. Izrađena je nova Strategija razvoja znanosti za razdoblje 2014. – 2020.
3. Izrađena je Samoanaliza Fakulteta za razdoblje 2009. – 2014.
4. Do kraja mandata ove Uprave planiraju se donijeti i Izmjene i dopune Statuta.

Pravilnici:

Tijekom 2014. donesene su izmjene i dopune sljedećih pravilnika:

- Video surveillance system was installed.
- Immunology laboratory in the 2nd floor was reconstructed.
- Kitchen in building C was equipped.
- School's Polyclinic was in the process of establishment in Building B; neurological and internal medicine offices were equipped.

Scientific activities:

1. In 2014 alone, 151 papers indexed in WOS were published by the School's academics, out of which 124 were indexed in CC (as for those written in affiliation with University Hospital of Split , 210 were indexed in WOS, and 157 in CC)
2. In the last five years, fifty six full-time USSM employees published 967 scientific papers (with 14330 citations). Thus, the School of Medicine is one of the scientifically most recognizable medical schools in Croatia and in the whole region.
3. In the last 9 years, 105 projects were initiated (72 MSES and CSF projects and 33 international) with the total value amounting to 46 million Kuna; in 2014 alone, we had 25 projects).

Finances (approximate calculation for 2014):

- Business expenses: 39,620, 835.00 + 5, 191, 375.00 (equipment)
- Income: 41,249, 510.00
- School's resources: 10,706,713.00
- MSES: 29,648,797.00

Documents (important for School's everyday functioning)

1. New Development Strategy for the period 2014-2020
2. New Science Development Strategy for the period 2014-2020
3. Selfevaluation for the period 2009-2014
4. Changes in the Statute are being planned

Regulations:

During 2014, several Amendments to the Books of Regulations were introduced:

1. Regulation on promotion/appointment to positions (February)
2. Regulation on bargain procurement (February)
3. Regulation on PhD study programmes (April)
4. Regulation on periodical assessment within the Quality Assurance System (November)
5. Regulation on provision of expertise (November)

1. Pravilnik o uvjetima i postupku izbora u zvanja (veljača)
2. Pravilnik o bagatelnoj nabavi (veljača)
3. Pravilnik o sveučilišnim poslijediplomskim studijima i postupku stjecanja doktorata znanosti (travanj)
4. Pravilnik o postupanju unutarnje periodične prosudbe sustava osiguranja kvalitete (studeni)
5. Pravilnik o postupku provođenja vještačenja na Medicinskom fakultetu u Splitu (studeni)
6. Prijedlog za donošenje izmjena i dopuna Pravilnika o korištenju slobodne studijske godine (studeni)

Zaključno:

Iz prethodno navedenih činjenica te jasnoga i nedvojbenoga zaključka Povjerenstva za reakreditaciju Medicinskoga fakulteta Sveučilišta u Splitu (koje su činili uvaženi profesori europskih sveučilišta) u kojem ističu da su impresionirani i fascinirani radom našega Fakulteta, završavam ovaj kratki pregled aktivnosti protekloga mandatnog razdoblja dekana Medicinskoga fakulteta u Splitu.

6. Regulation on taking the sabbatical year (November)

Conclusion:

Based on the aforementioned facts and the report on the Re-accreditation of USSM written by the Expert Panel, whose members, eminent Professors from European universities, were more than impressed with functioning of our institution, I finish this short overview of the period 2011-2014.

Studentski restoran i dormitorij / *Students' Restaurant and the Dormitorium*

Prof. dr. sc. Zoran Đogaš, dr. med.

Postignuća za vrijeme od 1. listopada 2015. do 1. siječnja 2017.

Uprava Fakulteta posvetila se dovršetku pojedinih, ranije započetih aktivnosti, istovremeno nastojeći izvršiti brojne zadaće predviđene u predstavljenom Programu rada. Program za mandatno razdoblje temeljen je na sljedećim glavnim postavkama:

1. **Kontinuitet razvoja** koji je u ovih 20 godina, od osnivanja, imao logičan razvojni put, a svaka prethodna uprava imala je nasljednike koji su nastavljali posao s dobro posloženim prioritetima.
2. **Osiguranje razvojnog puta** koje nije moguće postići bez prethodnog osiguranja materijalnih i financijskih pretpostavki, što je i nešto teža zadaća, s obzirom na određene restrikcije od strane Ministarstva znanosti i obrazovanja, ali i vrijeme recesije.
3. **Povećanje kadrovske osnovice**, kako kroz maksimalni angažman postojećih znanstveno-nastavnih i suradničkih kadrova, tako i kroz osiguranje novih kadrova i svih potrebnih preduvjeta za taj angažman, uz bolje planiranje i definiranje individualnih obveza djelatnika
4. **Čvrsto pozicioniranje Fakulteta** sa svim svojim postojećim i budućim studijskim programima, kako u okvirima Sveučilišta u Splitu, tako i u okvirima republike Hrvatske kroz rad Dekanske konferencije.
5. **Podizanje međunarodne prepoznatljivosti** i to jačanjem studija Medicine na engleskom jeziku, zatim znanstvene produkcije ali i jačanjem i aktivnijim sudjelovanjem u međunarodnim projektima.

Tako su u prvom dijelu mandata ove Uprave, konkretno u vremenu od 1. listopada 2015. do 1. siječnja 2017., realizirane slijedeće stavke:

Nastava

- Akreditacijski savjet AZVO-a je nakon službenog posjeta Fakultetu uputio mišljenje s pohvalama za studij *Medicine*, dok su za studij *Dentalna medicina* i *Farmacija* izdana pisma očekivanja. Za studij *Dentalne medicine* komentari se odnose na prostore i kadrovske uvjete, a na Rektorskom kolegiju održanom u Splitu, Sveučilište u Zagrebu i Farmaceutsko-biokemijski fakultet dali su potporu razvoju studijskog programa Farmacije, te ponudili daljnju pomoć i suradnju.
- Završena je izrada ishoda učenja za studij medicine u kojem su sudjelovala sva četiri Medicinska fakulteta u RH.
- Nakon prihvaćenih komentara stručnog povjerenstva

Professor Zoran Đogaš, MD, PhD

Achievements during the period from October 1st 2015 util January 1st 2017

The School's Management has been dedicated to the completion of the ongoing projects, while at the same time aiming to accomplish the numerous goals presented in its work program. The program was based on of the following main areas:

1. **Continuity of growth** which, since its foundation up to today, followed a logical path. This is the result of each new management following and/or completing the projects started in the previous one.
2. **Development assurance** which is strongly dependant on material and financial resources. In the times of general recession and restrictions from the Ministry of science, education and sports, this is something that could potentially be difficult to achieve.
3. **Human resources growth** which can be achieved through greater involvement of our own academic and associate staff, but also engagement of the new employees. Of course, this can be accomplished only if all the necessary preconditions have been fulfilled, and if the individual tasks for the employees have been better planned and defined.
4. **Maintaining the current USSM position** through ongoing and future study programs, both within the University of Split, but also within the country (through the work of the Dean's conference).
5. **International recognition boost** which can be achieved through the improvement of the study program *Medicine in English*, but also through the development of the scientific production and stronger involvement in international projects.

In the period from October 1st until January 1st 2017, the Management was involved in the activities listed below:

Teaching and study programs

- During the Reaccreditation process, an external evaluation committee visited the USSM in October 2014. In their official recommendations they were pleasantly surprised with our study program *Medicine*. Study programs for *Dental Medicine* and *Pharmacy* got expectation letters. Dental medicine got requirements for improvement related to premises and human resources, and study program of Pharmacy is fairly young and still dependent of assistance from the outside partners.

za reakreditaciju, na Fakultetskom vijeću usvojen je Akcijski plan za studij *Dentalne medicine*, po kojem su već provedene određene radnje u svezi s povećanjem broja znanstveno-nastavnog osoblja, te u svezi s planiranjem i osiguranjem novih prostornih kapaciteta.

- Prigodom održavanja svečane sjednice Fakultetskog vijeća, 30. ožujka 2016., potpisan je Sporazum o suradnji s REGIOMED-Kliniken GmbH iz Coburga. Povećana je upisna kvota za studente Medicine na engleskom jeziku, s prethodnih 50 na 60, s tim da je 25 studenta upisano upravo preko REGIOMED-Kliniken GmbH.
- Pokrenut je doktorski studij na engleskom jeziku *Sleep Medicine*, s impresivnim ocjenama recenzenata.
- U suradnji s Kemijsko tehnološkim fakultetom, 11. srpnja 2016. promovirana je prva generacija diplomiranih studenata zajedničkog integriranog studijskog programa *Farmacija*.
- Povećana je upisna kvota na doktorskom studiju *Klinička medicina utemeljena na dokazima* s 20 na 40. Fakultetsko vijeće donijelo je Odluku o upisu kandidata iz REGIOMED-Kliniken GmbH na taj doktorski studij od 1. listopada 2017.
- Uvedena je nova inačica softverskog sustava za upravljanje nastavom EduPlan.
- Uspostavljen je i stavljen u funkciju novi e-learning sustav Moodle Merlin.

Znanost

Prema izvješću Thomson Reutersa, Sveučilište u Splitu 2016. ocijenjeno je najuspješnijim u RH i u regiji prema više pokazatelja znanstvene produktivnosti, a veliki dio zasluga pripada istraživačkim skupinama i znanstvenicima s našeg fakulteta.

- Napravljeni su novi iskoraci u razvoju suradnje sa stranim sveučilištima u Ottawi, Helsinkiju i Surreyu, Medical College of Wisconsin, te Sveučilištima Penn State i Columbia. Suradnja se provodi kroz razmjene znanstvenika i studenata na navedenim institucijama.
- Sporazum o suradnji s Medical College of Wisconsin, kojim se otvaraju nove mogućnosti suradnje u znanosti, nastavi i mobilnosti studenata i nastavnika, svečano je potpisan u rujnu 2016.
- Sa Sveučilištem Penn State dogovoreno je održavanje zajedničkih izbornih predmeta i razmjena studenata i nastavnika koja kreće u srpnju 2017.

During the rectors meeting in Split, Zagreb's University and Faculty of Pharmacy and Biochemistry offered their further assistance.

- Teaching outcomes for all four medical schools in our country have been implemented.
- After the recommendations from the Agency for science and higher education, Faculty Council brought the *Action plan for Dental medicine*. Some of the goals set in it, have already been carried out, such as: the number of academic and associate staff increase, plan and insurance of the new location capacities.
- Collaboration agreement with *REGIOMED-Kliniken GmbH* from Coburg was signed on March 30th 2016. This, among other things, meant that the enrolment quota at the study program Medicine in English increased from 50 to 60 (out of which 25-30 students are from *REGIOMED-Kliniken GmbH*).
- Postdoctoral study program *Sleep Medicine* had great reviewer marks and is starting in the academic year 2016-2017.
- First generation of students at the study program of *Pharmacy* graduated and had their official promotion on July 11th 2016. This study program is conducted in collaboration with the Faculty of Chemistry and Technology in Split.
- Postdoctoral study program *Evidence Based Medicine*, also increased enrolment quota from 20 to 40. Faculty Council voted that, starting from new academic year, the applicants from *REGIOMED-Kliniken GmbH* will also be allowed to enrol.
- New version of EDUPLAN was implemented, as well as the new e-learning system Moodle Merlin.

Science

- According to official Thomson Reuters report, University of Split was evaluated as the most successful in the country and the region. Evaluation was done based on the scientific production, and scientists and research groups from USSM had a great part in it.
- New forms of collaboration with foreign universities are constantly being pursued. These partner Universities are in Ottawa, Helsinki, Surrey, Wisconsin, Penn State and Columbia. These collaborations are mostly carried out through teacher's and student's exchange programs.
- Collaboration Agreement with the Medical College of Wisconsin was signed in September 2016. This will insure new forms of collaboration in terms of science, teaching methods and students' and teachers' mobility.

- Našem je Fakultetu odobren projekt prekogranične suradnje s BiH IPA-INTERREG Medicina spavanja, vrijednosti cca. 650.000,00 EUR. Projekt je prijavljen u suradnji sa Sveučilištem u Mostaru.
- Fakultet se tijekom 2016. uključio u Hrvatski klaster za personaliziranu medicinu, te sudjeluje u stvaranju klastera Medicinski turizam METADRION.
- I dalje aktivno sudjelujemo u nizu aktivnosti organiziranih s ciljem popularizacije znanosti: Tjedan mozga, Festival znanosti, Noć istraživača, aktivnosti Cochranea i sl.

Kadrovi

- Nakon dugog razdoblja bez novih koeficijenata za radna mjesta i razdoblja tijekom kojeg su zaustavljena sva napredovanja, konačno su u srpnju 2016. dobivene suglasnosti za raspisivanje javnih natječaja u postupku izbora u suradnička i znanstveno-nastavna zvanja za napredovanje djelatnika koji su bili zaustavljeni u tom procesu te za zapošljavanje novih djelatnika na odgovarajuća radna mjesta pretežito u integriranom radnom odnosu. Time su riješena napredovanja i izbori na radna mjesta na MEFST-u za 109 zaposlenika.
- Oformljen je Ured za znanost, koji će velikim dijelom biti u službi pomoći pri pisanju i prijavljivanju projekata. S obzirom na rastuće potrebe organizacija kongresa i drugih događanja na Fakultetu, novi ured će se aktivno uključiti i u taj segment poslovanja Fakulteta.
- Unutarnjom preraspodjelom kadrova uspostavljena je Služba održavanja s ciljem bolje učinkovitosti i smanjenja troškova, te su se dodatno ustrojile Služba općih i pravnih, te Služba kadrovskih poslova.
- Zbog učinkovitijeg provođenja zakonskih odredbi formiran je Odsjek zaštite na radu i zaštite od požara.

Prostor i oprema

- U ožujku 2016. svečano je otvoren je Restoran studentske prehrane i stavljen u funkciju tzv. Dormitorij u zgradi „C" kompleksa našeg fakulteta.
- U svibnju 2016., u sklopu službenog posjeta Sveučilištu u Splitu, Fakultet je posjetio i tadašnji predsjednik Vlade RH, gospodin Tihomir Orešković, te je tom prigodom organiziran susret sa studentima upravo u prostoru novog restorana.
- Predstavljene su nove mrežne stranice MEFST-a www.mefst.hr.
- Stavljena je u funkciju nova informatička učionica A429, čime je dijelom unaprijeđen nastavni proces. Konkretno, nabavljeno je 20 prijenosnih računala za studente i jedno

- USSM has organised joint elective courses for the students of Penn State, starting this July (2017), as well as the students' and teachers' mobility.
- Joint *IPA-INTERREG Sleep Medicine* project in association with the Medical School of Mostar, was accepted. Project is worth 650.000,00 euros.
- During 2016 USSM has joined Croatian Cluster for Personalized Medicine, and it is taking part in formation of METADRION Cluster.
- We are still very actively involved in many activities whose goal is to make science popular. Those activities are Brain Awareness Week, Festival of Science, Explorers night, activities of Cochrane Institute, etc.

Human resources

- During the period of almost two years all promotions and new elections have been stopped, and then in July 2016 we finally gained approval from the Ministry to start elections, but also for the new employments (this was mainly for the employees who have so-called integrated employment). This meant that 109 employees have been elected or promoted to new positions.
- Research Office which will provide support in the processes of applying and writing projects was expanded. One of the roles of the Office will also be organisation of the conferences and other events taking place at our premises.
- Construction and Maintenance service was formed, Human Resources and Service for General and Legal Affairs were restructured with the mail goal of decreasing expenses and increasing efficiency.
- For the purpose of better implementation of the legal directives Service for safety at work was formed.

Premises and equipment

- Students' restaurant officially opened in March 2016, and prior to this, the Dormitory in the "C" building started working.
- Prime minister at time, Mr. Tihomir Orešković visited the USSM in May 2016.

  The meeting with our students and Management was organized in the restaurant area.
- New web site was created: www.mefst.hr
- New IT classroom, A429, became fully functional. It was equipped with 20 new portable computers and 1 for teachers. Seven other computers in various seminar classes were renewed.

Sadašnjost Medicinskoga fakulteta u Splitu / *The present time of the University of Split School of Medicine*

nastavničko, dok je u seminarskim učionicama također nabavljen niz novih računala

- Započela je ugradnja štedljive LED rasvjete, prvo u prizemlju zgrade Temeljnih medicinskih znanosti fakulteta, a zatim Knjižnice i Čitaonice. Projekt ugradnje i dalje traje.
- U seminarskim učionicama i mikroskopirnici zgrade Temeljnih medicinskih znanosti ugrađeni su klimatizacijski uređaji.
- Izgrađeno je i opremljeno parkiralište za bicikle zaštićeno video nadzorom ispred glavnog ulaza u Fakultet.
- U svrhu pojačane sigurnosti prostora Fakulteta ugrađena su automatska vrata s kartičnim nadzorom pristupa na drugi kat zgrade Temeljnih medicinskih znanosti (čime je na neki način sigurnosno riješen pristup katedrama: Biologija, Imunologija i Medicinska genetika i imunologija, te Medicinska kemija i biokemija)
- U tijeku je osnivanje ustrojbene jedinice Poliklinike dentalne medicine Dental Academicus. Poliklinika bi, između ostalog, imala ordinacije u sklopu sveučilišnog Kampusa te ugovor s HZZO-om, sukladno Zakonu.

- Project of installation of new LED lighting has started first in the main hall and Dean's office, followed by the Library and Reading Room.
- All seminar rooms and Microscopic room have been equipped with air-conditioning.
- Bicycle racks with video surveillance have been installed in front of the main building.
- In order to insure the maximum level of security at each part of the premises, we have installed an automatic door on the second floor of the main building, leading to Departments of Biology, Immunology and Medical Genetics and Medical Chemistry and Biochemistry.
- We are currently in the process of establishing the Outpatient Clinic *Dental Academicus*, which would be located on the Campus. The Clinic would work in collaboration with HZZO (Croatian Health Insurance Department)
- New system for virtualisation and backup was installed, and Wi-Fi network in the building "C" has been upgraded.
- Microsoft Office 365 was implemented.
- Next generation firewall –plan 2017Q2 was acquired.

- Nabavljen je sustav za virtualizaciju poslužitelja i backup, te nadograđena Wi-Fi mreža u zgradi C, te zgradi Patološko-anatomskog kompleksa.
- Također je uvedena usluga Microsoft Office365.
- Nabavljen je novi vatrozida (next-generation firewall) - plan 2017Q2.

Financije

Fakultet je u značajnoj mjeri okrenut vlastitim prihodima bez čega bi objektivno bilo izuzetno teško opstati u trenutnoj situaciji na dosegnutoj razini razvoja, a za to su potrebni stalni iskoraci prema novim oblicima ostvarivanja vlastitog prihoda. Stalni trend povećanja vlastitih prihoda očit je tijekom proteklog i tekućeg dekanskog mandata.

Financijska samoodrživost nužan je preduvjet razvoja, ali je nužna i racionalizacija troškova na svim segmentima poslovanja, a sve u skladu sa zakonskim propisima RH.

Župan / *District-prefect* Zlatko Ževrnja, Premijer *Prime Minister* Tihomir Orešković, Rektor / *Rector* Šimun Anđelinović i / *and* Dekan / *Dean* Zoran Đogaš

Finances

Given the general situation in the country, the USSM is very much dependent on its own funding in order to maintain its current position. This also means that it constantly has to search for the new sources of funding. Constant income growth is especially visible in the previous and current dean's mandate. Financial independence is a necessary precondition for future development, but we also need to rationalise all expenses, all in accordance with the Croatian legal regulations.

Zajednička fotografija Senata s premijerom Tihomirom Oreškovićem / *Photograph of the Senate with the Prime Minister Tihomir Orešković*

Dekan Đogaš i Mr. Bovelet potpisuju Ugovor MEFST-a s REGIOMED Kliniken uz supotpis Rektora Anđelinovića /
Dean Đogaš and Mr. Bovelet are signing the Contract for Collaboration with REGIOMED Kliniken with co-signature of Rector Anđelinović

Rektor Anđelinović, ravnatelj Studentskog centra Stenko Dell'Orco, dekan Đogaš i bivši dekan Ljutić prilikom otvaranja studentskog restorana MEFST-a / *Rector Anđelinović, Director of the Student Centre Stenko Dell'Orco, Dean Đogaš and former Dean Ljutić at the opening of the students' restaurant*

Dekan s Dekanskim kolegijem u širem sastavu / *The Dean with extended Dean's collegium*

DEKANI MEDICINSKOG FAKULTETA
DEANS OF THE SCHOOL OF MEDICINE

Prof. emeritus Zvonko Rumboldt / *Professor Emeritus Zvonko Rumboldt*

Rođen 24. 10. 1938. u Zagrebu, gdje pohađa osnovnu školu i dio gimnazije, koju završava u Rovinju; na Medicinskom fakultetu Sveučilišta u Zagrebu studira od 1957. do 1963., kada i diplomira. Tijekom studija dobiva nagrade Sveučilišta za najbolji objavljeni rad i za izvrsnost u studiranju. Od 1965. do 1970. liječnik opće medicine i ravnatelj Z. S. Muć; 1968. - 1972. specijalizant interne medicine u Općoj bolnici Split, od 1972. odjelni specijalist. Research fellow in clinical pharmacology, Università di Firenze, Italija, 1975. Potkraj iste godine Research fellow (AAS) in hypertension; Georgetown University, Washington, D. C., SAD. Od 1976. do 1977. Research associate in clinical pharmacology; Vanderbilt University, Nashville, SAD.

Doktorat znanosti obranjen 1979. na Medicinskom fakultetu u Zagrebu. Od 1981. docent, od 1985. izvanredni profesor; od 1987. znanstveni savjetnik (036500) i redoviti profesor Medicinskoga fakulteta Sveučilišta u Zagrebu. Predstojnik Interne klinike KBC-a Split 1990. - 2004.; od 1994. do 1997. voditelj Područnoga studija u Splitu i prodekan Medicinskoga fakulteta u Zagrebu. Član Matičnoga povjerenstva za područje medicine, stomatologije i farmacije, 1993. - 1999.; član Odbora za podjelu državnih nagrada za znanost (1996. - 2000.); predsjednik Hrvatskoga društva za hipertenziju (1997. - 2004.); član Nacionalnoga vijeća za visoku naobrazbu RH (2001. - 2005.) i Hrvatske zaklade za znanost (2013. - 2014.).

He was born on October 24, 1938 in Zagreb, Croatia where he attended elementary school. He finished grammar school in Rovinj. He studied medicine (1957-1963) at the University of Zagreb; achieved the Rector's award for the best publication and for excellence in learning. As a young MD, from 1965 to 1970 he was a general practitioner and chief of the Health Station in Muć, Dalmatian Highland. Resident in internal medicine 1968-1972, from 1972 consultant in General Hospital Split. Research fellow in clinical pharmacology, Firenze University, Italy, in 1975. Later the same year Research fellow (AAS) in hypertension; Georgetown University, Washington, D.C., USA. In 1976/197. Research associate in clinical pharmacology; Vanderbilt University, Nashville, USA.

He obtained PhD degree in 1979 at the University Of Zagreb School Of Medicine. From 1981 associate Professor, from 1985 Professor, and from 1987 full Professor and scientific advisor (036500), University of Zagreb School of Medicine. From 1990 to 2004 Head of the Department of Internal Medicine, University Hospital of Split. From 1994 to 1997 Vice Dean and Director of the Split branch, University of Zagreb School of Medicine; from 1997 to 2001 Dean of the University of Split School of Medicine, the first School/Faculty established in the independent Republic of Croatia. From 2004 to 2007 Head of the Department of Internal Medicine, University Hospital Mostar (Bosnia & Herzegovina) and full Professor at the Mostar University School of Medicine (2004-2013).

Dekan Medicinskoga fakulteta Sveučilišta u Splitu 1997. - 2001. U prvom mandatnom razdoblju (1997. - 1999.) prodekani su bili prof. dr. sc. Željko Dujić, prodekan za nastavu i znanost, doc. dr. sc. Mladen Boban, prodekan za financije. U drugom mandatnom razdoblju (1999. – 2001.) prodekani su bili doc. dr. sc. Damir Sapunar, prodekan za nastavu, prof. dr. sc. Željko Dujić, prodekan za znanost i poslijediplomske studije, doc. dr. sc. Mladen Boban, prodekan za financije.

Predstojnik Interne klinike KB-a Mostar 2004. - 2007. i redoviti profesor Medicinskoga fakulteta Sveučilišta u Mostaru (2004. - 2013.). Od 2011. professor emeritus Sveučilišta u Splitu.

Znanstvena djelatnost: test venokonstrikcije, test venskih refleksa, okluzivna venska pletizmografija; mehanizam tahifilaksije na adrenalin, vazodilatacijske osobine parcijalnih β-agonista, uloga serotoninergičke transmisije u erektilnoj disfunkciji, dokaz presinaptičkih *α1* receptora *in situ* i *in vivo* u čovjeka, diferencijalno liječenje diazoksidom i labetalolom, vazodilatacijski učinak niskih doza diuretika u liječenju arterijske hipertenzije, osobitosti farmakokinetike dihidroergotamina, dijagnostička vrijednost dijagonalne ušne brazde, ispitivanje žilnih učinaka ANP i NA pri zatajenju bubrega, kliničko ispitivanje djelotvornosti niza antihipertenzivnih lijekova, navlastito ACE inhibitora, liječenje izolirane sistoličke hipertenzije, prevencija i liječenje koronarne bolesti, interakcije antihipertenzivi - NSAR.

Publikacije: do kraja 2015. objavio 744 naslova, od toga 82 rada u CC časopisima; citiran više od 3000 puta, 10 vodećih radova ima 2721 citat; urednik ili jedini autor 14 knjiga, suautor u daljnjih 27 knjiga (168 poglavlja).

Mentor: 9 diplomskih i 12 magistarskih radova te 4 doktorata.

Projekti: dva republička („Efikasnost i nuspojave antihipertenzivne terapije" i „Izučavanje etiopatogeneze, dijagnostike i terapije arterijske hipertenzije") te 5 međunarodnih ["Syst-Eur", "Inter-Heart" i "OASIS" – nacionalni koordinator za OASIS-5, -6 i -7 (CURRENT), "Inter-Heart 2" te "Interstroke"].

Član uredništva: Acta Clin Croat, Acta Med Croatica, Arh Hig Rada Toksikol, CMJ, Liječ Vjesn, Int J Clin Pharmacol Res, Med An, Pharmaca, World J Hypertens.

Recenzent: u nizu renomiranih časopisa, uključujući CMJ, Circulation, Drugs, Eur Heart J, Hypertension Res, Int J Clin Pharmacol Res, J Hypertens.

From 2011 Professor emeritus at the Split University. In the first mandate period (1997-1999) Vice Deans were Professor Željko Dujić, MD, PhD - Vice Dean for teaching and science, Assistant Professor Mladen Boban, MD, PhD - Vice Dean for finance. In the second mandate period (1999-2001) Vice Deans were Assistant Professor Damir Sapunar, MD, PhD - Vice Dean for teaching, Professor Željko Dujić, MD, PhD - Vice Dean for science and postgraduate studies, Assistant Professor Mladen Boban, MD, PhD - Vice Dean for finance.

Scientific achievements: venoconstrition test, venous reflexes, occlusive venous plethysmography; mechanism of adrenaline tachyphylaxis, vasodilator peculiarities of partial β-receptor agonists, the role of serotoninergic transmission in erectile dysfunction, demonstration of human presynaptic α1 receptors in situ and in vivo, differential use of diazoxide and labetalol, vazodilatative effects of low-dosed diuretics, dihydroergotamine pharmacokinetics, diagnostic value of diagonal earlobe crease, venomotor effects of ANP and noradrenaline in CRF, clinical trials of antihypertensive agents, particularly ACEIs, management of isolated systolic hypertension, prevention and treatment of coronary heart disease, antihypertensive - NSAIDs interaction.

Publications: 750 titles, 82 of which original papers in CC refereed journals; quoted over 3000 times: 10 leading papers having currently 2721 citations; editor or the only author in 14 books, coauthor in additional 27 (168 chapters).

Mentoring: 9 diploma theses (MD), 12 MSc theses and 4 PhD theses.

Projects: two national ("Efficacy and side-effects of antihypertensive therapy", and "Etiopathogenesis, diagnostics and management of arterial hypertension") and 5 international ["Syst-Eur", "Inter-Heart" and "OASIS", national coordinator for OASIS-5, -6 and -7 (CURRENT), "Inter-Heart 2" and "Interstroke"].

Editorial board membership: Acta Clin Croat, Acta Med Croatica, Arh Hig Rada Toksikol, CMJ, Liječ Vjesn, Int J Clin Pharmacol Res, Med An, Pharmaca, World J Hypertens.

Reviwer: in many journals, including CMJ, Circulation, Drugs, Eur Heart J, Hypertension Res, Int J Clin Pharmacol Res, J Hypertens.

Membership: American Association for the Advancement of

Član društva: American Association for the Advancement of Science (AAAS), American College of Clinical Pharmacology (ACCP), American Heart Association (AHA), American Society of Clinical Pharmacology and Therapeutics (ASCP&T), Hrvatska akademija medicinskih znanosti (HAMZ), Hrvatski liječnički zbor (HLZ), Hrvatsko društvo za hipertenziju (HDH; 1997. - 2004. predsjednik HDH-a), Hrvatsko društvo za kliničku farmakologiju (HDKF), New York Academy of Sciences (NYAS).

Odlikovanja: Orden rada sa srebrnim vijencem (1984.), Hrvatska Danica s likom Ruđera Boškovića (1998.).

Science (AAAS), American College of Clinical Pharmacology (ACCP), American Heart Association (AHA), American Society of Clinical Pharmacology and Therapeutics (ASCP&T), Croatian Academy of Medical Sciences (HAMZ), Croatian Medical Association (HLZ), Croatian Society of Hypertension (HDH), Croatian Society of Clinical Pharmacology (HDKF), New York Academy of Sciences (NYAS).

Bestowed honors: Order of labour with silver wreath (1984.), The Order of Croatian Star with the Effigy of Ruđer Bošković (1998.).

Prof. dr. sc. Mladen Boban / *Professor Mladen Boban, MD, PhD*

Obnašao je dužnost dekana Medicinskoga fakulteta u Splitu u dvama uzastopnim mandatima, 2001. - 2003. te 2003. - 2005. godine.

U radu mu je pomagalo troje prodekana:

- prof. dr. sc. Nikola Bradarić, za financije,
- doc. dr. sc. Marijan Saraga, za znanost i međunarodnu suradnju,

doc. dr. sc. Snježana Tomić (u prvom mandatu) te doc. dr. sc. Zdravko Perko (u drugom mandatu), kao prodekani za nastavu i studentska pitanja.

Datum i mjesto rođenja: 21. srpnja 1964., Split, Republika Hrvatska

Bračni status: oženjen 1989., supruga Nataša, otac dvoje djece, Mara 1991., Zvonimir 1994.

Nacionalnost: Hrvat

Obrazovanje, zaposlenje, napredovanje i funkcije u službi

- 1989. Medicinski fakultet Sveučilišta u Zagrebu, Studij u Splitu, doktor medicine

Served as Dean at the School of Medicine, University of Split in two consecutive terms; 2001-2003 and 2003-2005.

There were 3 Vice Deans:

- Professor Nikola Bradarić, MD, PhD, for finance,
- Assistant Professor Marijan Saraga, MD, PhD, for science and international cooperation,
- Assistant Professor Snježana Tomić, MD, PhD. (during first term) and Assistant Professor Zdravko Perko, MD, PhD (in the second term), for teaching and students affairs.

Born: July 21, 1964, Split, Croatia

Marital Status: Married, 1989 – Nataša; Children: Mara 1991, Zvonimir 1994

Nationality: Croatian

Education, Academic Degrees, Position

- 1989 University of Zagreb School of Medicine, I Doctor of Medicine (MD)
- 1989 -1992 Medical College of Wisconsin, Milwaukee, USA, Postdoc. Fellowship

- 1989. – 1992. The Medical College of Wisconsin, SAD, "postdoctoral fellowship",
- 1992./1993. Split, Pripravnički staž za liječnike, položen državni ispit
- 1993. Zavod za farmakologiju, Medicinski fakultet u Zagrebu, stručni suradnik
- 1995. doktor znanosti, Sveučilište u Zagrebu
- 1996. Zavod za farmakologiju, Medicinski fakultet Sveučilišta u Zagrebu, docent
- 1997. - 2015. voditelj Katedre za farmakologiju Medicinskoga fakulteta u Splitu
- 2000. Katedra za farmakologiju, Medicinski fakultet Split, izvanredni profesor; 2005. redoviti profesor; 2010. redoviti profesor u trajnom zvanju
- 1999. - 2012. voditelj Katedre za farmakologiju Medicinskog fakulteta u Mostaru
- 1997. - 2001. prodekan za financije i gospodarska pitanja, Medicinski fakultet Split
- 2001. - 2005. dekan, Medicinski fakultet Sveučilišta u Split
- 2015. - pročelnik Zavoda za temeljnu i kliničku farmakologiju Medicinskog fakulteta u Splitu

Članstva i funkcije u znanstvenim i strukovnim organizacijama

- 2001. - 2004./2013. – 2016. predsjednik Hrvatskog društva farmakologa; 2001. – član Izvršnog odbora Društva
- 2009. - 2012. predsjednik Komisije „Zdravlje i sigurnost" Međunarodne organizacije za vinogradarstvo i vinarstvo (International Organization of Vine and Wine – OIV),
- član Europskog udruženja farmakologa (EPHAR) i Svjetskog udruženja farmakologa (IUPHAR)

Društvena i ostala djelatnost

- 1994. - 2000. član Upravnoga vijeća Kliničke bolnice Split
- 2005. - 2006. član radne skupine u pregovorima o pristupanju Hrvatske EU-u, 25. poglavlje „Znanost i istraživanje"
- 2005. - član Matičnoga odbora za područje biomedicine i zdravstva; 2013. – predsjednik
- 2005. - 2011. član saborskoga Odbora Nagrade „Ivan Filipović"

Član brojnih drugih povjerenstava i radnih skupina na razini Fakulteta, Sveučilišta, NZZ-a te Ministarstva znanosti, obrazovanja i športa RH

Voditeljstva projekata

Ministarstvo znanosti, obrazovanja i športa:

- Znanstveni projekt 0216012, „Izvantjelesno očuvanje srca" (2002. - 2006.)
- Tehnologijski projekt TP-01/0216-05, „Korisni učinci ekstrakta vina iz dalmatinskih autohtonih sorti grožđa na srce i krvne žile" (2001. – 2005.)
- 1995 Doctor of Medical Science (PhD), University of Zagreb
- 1996 Assistant Professor of Pharmacology, University of Zagreb School of Medicine
- 2000 Associate Professor of Pharmacology; 2005 Full Professor; 2010 Full Professor re-elected - permanent title at University of Split School of Medicine
- 1997 - 2001 Vice Dean, University of Split School of Medicine
- 2001 - 2005 Dean, University of Split School of Medicine
- 1997 - 2015 Head of the Department of Pharmacology, University of Split School of Medicine
- 1999 - 2012 Head of the Department of Pharmacology, University of Mostar School of Medicine
- 2015 - Present Head of the Department of Basic and Clinical Pharmacology, University of Split School of Medicine

Membership in scientific organizations and bodies

- 2009 - 2012 President of Commission "Safety and Health", International Organization of Vine and Wine (OIV); Vice-president 2012 - 2015
- 2001 - 2004; 2013 -2016 President of the Croatian Pharmacological Society
- 1996 - Member of the European Pharmacological Societies (EPHAR) and
- International Union of Basic and Clinical Pharmacology (IUPHAR)

Services

- 2005 - Member of the National Field Committee for Biomedicine and Health; 2013 – President
- 2005 - 2011 Member of the Board of the Croatian Parliament "Award Ivan Filipović"
- 2005 Member of the Negotiating Team for the Accession of the Republic of Croatia to the EU, Working Group for Chapter 25 "Science and Research"
- 1994 - 2000 Member of the Board of Directors, University Hospital of Split

Member of numerous Committees, Boards and Working groups at the level of Faculty, University and Ministry of science, education and sports of Republic of Croatia.

Previous grant support (principal investigator)

- Ministry of science and technology Republic of Croatia:
- Scientific project 0216012, "Extracorporeal heart preservation" (2002 - 2006);
- Technological project TP-01/0216-05,"Beneficial effects of wine extracts from Dalmatian grape varieties on cardiovascular system" (2001 - 2005);
- Scientific program 2160547,"Biological effects of wine and Mediterranean medicinal herbs" (2007-2013)

- Znanstveni program 2160547„Biološki učinci sastojaka vina i mediteranskog ljekovitog bilja" (2007. - 2013.)
- Znanstveni projekt 216-2160547-0537, „Kardiovaskularni učinci vina i njegovih sastojaka" (2007. - 2013.)

HR-SLO bilateralni kolaborativni projekt:

- „Farmakologija kardiovaskularnog sustava" (2002. - 2004.)
- „Kardiovaskularni učinci vina i njegovih sastojaka - eksperimentalna farmakologija" (2006. - 2008.)
- EU Leonardo da Vinci partnership program "VET on Wine, Health and Responsible Drinking – Art de Vivre" (2012. - 2014., partner iz Hrvatske)
- Hrvatska zaklada za znanost: znanstveni projekt "Biological effects of wine: the influence of vinification technology, dealcoholization and aging of wine" (2014. - 2018.)
- Scientific project 216-2160547-0537, "Cardiovascular effects of wine and its constituents" (2007-2013)

Bilateral Croatian - Slovenian collaborative projects:

- "Pharmacology of cardiovascular system" (2002-2004)
- "Cardiovascular effects of wine and its constituents - experimental pharmacology" (2006-2008)
- EU Leonardo da Vinci partnership program "VET on Wine, Health and Responsible Drinking – Art de Vivre" (Croatian partner, 2012-2014)

Active grant support

- 2014-2018 Croatian Science Foundation, Scientific project 8652 "Biological effects of wine: the influence of vinification rechnology, dealcoholization and aging of wine" (Principal investigator).

Mentorstva doktorata / *Mentorship of doctoral dissertations:*

1. Marijo Bilušić: „Uloga kongeničnih BN.GH štakora u pozicijskom kloniranju gena ključnih u patogenezi hipertenzije", Split, 2005.
2. Darko Modun: „Mehanizmi antioksidacijskog i vazodilatacijskog učinka crnog vina", Split, 2006.
3. Boris Lukšić: „Učinci standardiziranog otrova poskoka na parametre srčane funkcije i mogućnosti farmakološke zaštite na modelu štakorskog srca", Split, 2009.
4. Ivica Brizić: „Učinci vina na izolirano srce i aortu zamorčića i štakora: značaj razlika među vrstama", Split, 2009.
5. Ivana Mudnić: „Vazodilatacijski i antioksidacijski učinci fenolnih kiselina iz vina, termički obrađenog te intaktnog vina u usporedbi s kupinovim vinom", Split, 2012.
6. Danijela Budimir: „Odnos antropometrijskih mjera tjelesne mase i masnog tkiva s pokazateljima elastičnosti arterijske stjenke u naizgled zdravih ispitanika", Split, 2012.
7. Grgo Gunjača: „Analiza arterijske elastičnosti na uzorku opće populacije i u bolesnika s opstrukcijskom apnejom tijekom spavanja", Split, 2015.

Nagrade i priznanja / *Awards and honours*

1. Plaketa za osobni doprinos razvoju, izgradnji i ugledu Medicinskoga fakulteta u Splitu, Split, 2007.
2. Orden: "Chevalier de l'Ordre du Merite Agricole", Ministère de l'Agriculture, de l'Alimentation, de la Pêche, de la Ruralité et de l'Aménagement du territoire, Republika Francuska, 2011.
3. Državna nagrada za znanost za 2012. godinu u području biomedicinskih znanosti

Publikacije / *Publications*

70 radova u CC/SCI časopisima, više od 2100 citata, h-indeks: 24 / *70 publications in CC/SCI journals, more than 2100 citations, h-index: 24*

Prof. dr. sc. Stipan Janković / *Professor Stipan Janković, MD, PhD*

Dr. sc. Stipan Janković, Hrvat, rođen je 5. studenoga 1948. godine u Strizirepu, općina Sinj. Gimnaziju je završio u Sinju, a studij medicine na Medicinskom fakultetu u Zagrebu u srpnju 1972. godine. Specijalizaciju iz radiologije započeo je u prosincu 1974. godine u Općoj bolnici u Splitu, a specijalistički ispit položio je u studenome 1977. godine u Zagrebu. Poslijediplomski studij iz Biomedicine završio je 1976. godine u Zagrebu, a 1979. godine stekao je naziv magistra znanosti iz područja biomedicine. Naziv doktora medicinskih znanosti stekao je na Medicinskom fakultetu u Zagrebu 1982. godine. U zvanje docenta u dopunskom radnom odnosu izabran je na Medicinskom fakultetu u Zagrebu 1985. godine, a na istom Fakultetu 1988. godine izabran je u zvanje izvanrednoga profesora radiologije na MF-u u Zagrebu za potrebe Medicinskoga studija u Splitu Medicinskoga fakulteta u Zagrebu. Od srpnja 1999. godine redoviti je profesor radiologije na Medicinskom fakultetu Sveučilišta u Splitu. Iste godine izabran je i za redovitoga profesora radiologije na Medicinskom fakultetu Sveučilišta u Mostaru. Od 2004. godine redoviti je profesor Medicinskoga fakulteta Sveučilišta u Splitu u trajnom zvanju. U poslijediplomskoj nastavi aktivno sudjeluje od 1978. godine, a u dodiplomskoj od 1979. godine. Dva puta bio je voditelj odjela Više škole za medicinske sestre i tehničare – smjer inženjera medicinske radiologije iz Zagreba u Područnom studiju u Splitu te nositelj triju kolegija. Sada je predavač i voditelj 5 kolegija na preddiplomskom sveučilišnom studiju radiološke tehnologije – Sveučilišnom odjelu zdravstvenih studija Sveučilišta u Splitu. Od 1982. godine zamjenik je predstojnika Kliničkoga zavoda za radiologiju KB-a Split, a od 1986. godine uz to i šef Odsjeka za neuroradiologiju i voditelj Odjela suvremenih radioloških metoda. Od listopada 1995. godine do studenoga 2013. bio je predstojnik Kliničkoga zavoda za dijagnostičku i intervencijsku radiologiju KBC-a Split. Rješenjem ministra zdravstva Republike Hrvatske 1997. godine dobiva

Stipan Janković, PhD, Croatian, was born on November 5, 1948 in Strizirep, municipality of Sinj. He finished grammar school in Sinj, and started studying medicine at the School of medicine, University of Zagreb, in July 1972. He started specialization in radiology in December 1974 at the General Hospital in Split, and passed the specialist exam in November 1977 in Zagreb. He completed doctoral studies in Biomedicine in 1976 in Zagreb, and in 1979 he was awarded the title Master of Science in the field of biomedicine. In 1982 he was awarded the title Doctor of medical science at the University of Zagreb, School of Medicine. He was elected part-time Assistant Professor at the School of Medicine in Zagreb in 1985, and in 1988 he was appointed Associate Professor of radiology at the School of Medicine in Zagreb for the purposes of the study of medicine in Split. From July 1999 he has been a Full Professor of radiology at the School of Medicine, University of Split. That same year he was elected a Full Professor of radiology at the University of Mostar. Since 2004 he has been a Tenured Professor at the School of Medicine, University of Split. He has been actively involved in teaching at postgraduate study programmes since 1978, and at undergraduate study programmes since 1979. He was twice the Head of dislocated department of the Advanced School of Nursing and Health Technicians, Zagreb – for education of medical radiology engineers in Split, as well as a three course coordinator. He is now a lecturer and 5 course coordinator at the undergraduate study programme of radiologic technology at the University Department of Health Studies, University of Split. In 1982 he became the Deputy Head of the Clinical Institute of Radiology, University Hospital of Split, and since 1986 the Head of Neuroradiology Department and Head of the Department of Modern Radiological Methods. From October 1995 to November 2013 he was the Head of the Clinical Institute of Diagnostic and

status subspecijalista neuroradiologa, a odlukom Europskoga društva neuroradiologa 2013. godine dobio je i europsku diplomu iz neuroradiologije (ECONR). Nakon prerastanja Područnoga medicinskoga studija Medicinskoga fakulteta u Zagrebu u samostalni Medicinski fakultet Sveučilišta u Splitu 1997. godine, postaje utemeljiteljem i prvim pročelnikom Katedre za medicinsku dijagnostiku 1998. godine. Na toj je dužnosti neprekidno do rujna 2007. godine, kada se Katedra u okviru preustroja po Bolonjskom procesu mijenja i postaje novoosnovana Katedra za medicinsku radiologiju, kojoj je također pročelnik do 2014. godine. Bio je i voditelj više domaćih međunarodnih tečajeva stalnoga medicinskog usavršavanja liječnika te suradnik i/ili voditelj znanstvenih projekata. Od 1998. do 2003. godine bio je predsjednik Stručnoga vijeća KB-a Split te član ili predsjednik brojnih povjerenstava KBC-a Split, Ministarstva zdravlja te Ministarstva znanosti, obrazovanja i sporta Republike Hrvatske.

U dvama mandatima bio je dekan Medicinskoga fakulteta Sveučilišta u Splitu (od 1. listopada 2005. godine do 30. 9. 2009. godine).

Prodekani su bili: prof. dr. sc. Zoran Đogaš, prodekan za nastavu i nastavne aktivnosti, ujedno i zamjenik dekana, prof. dr. sc. Vedran Radonić, prodekan za znanost (2005. - 2007.), prof. dr. sc. Ivica Grković, prodekan za znanost i međunarodnu suradnju (2007. - 2009.), doc. dr. sc. Zoran Valić, prodekan za financije (2005. - 2007.), prof. dr. sc. Mirna Saraga Babić, prodekanica za financije (2007. - 2009.), doc. dr. sc. Dolores Biočina-Lukenda, prodekanica za studij Dentalne medicine.

U tom mandatu pokrenuo je i studij Dentalne medicine te Hrvatski centar za globalno zdravlje. Član je Senata Sveučilišta u Splitu od 2005. godine do danas. Od 2009. do 2013. godine bio je član Nacionalnoga vijeća za znanost i visoko obrazovanje Republike Hrvatske, a od srpnja 2011. godine do kraja 2014. i član Nacionalnoga zdravstvenog vijeća Republike Hrvatske. Utemeljitelj je i prvi pročelnik novoosnovane sastavnice Sveučilišta u Splitu – Sveučilišnoga odjela zdravstvenih studija od 1. 10. 2011. godine te Katedre za radiološku tehnologiju 2012. godine, čiji je pročelnik do danas. Član je Senata Sveučilišta u Splitu u razdoblju od 2005. godine do danas.

Dr. sc. Stipan Janković član je velikoga broja domaćih i inozemnih stručnih i znanstvenih medicinskih društava i udruženja. Urednik je, suurednik, autor i/ili suautor više knjiga i sveučilišnih udžbenika (25), monografije Kliničkoga zavoda

Interventional Radiology, University Hospital of Split. By decision of the Minister of Health of the Republic of Croatia in 1997 he became the subspecialist in neuroradiology, and by the decision of the European Society of Neuroradiology he received the European diploma in neuroradiology (ECONR) in 2013. After the School of Medicine, University of Split became autonomous in 1997, he became the founder and the first Head of the Department of Medical Diagnostics in1998. He performed the duty until September 2007 when the Department became Department of Medical Radiology according to the Bologna process. He was its Head by 2014. He was also the Head of several international continuing medical education courses for physicians, and an associate and/or a project leader. From 1998 to 2003 he was the Chairman of the Expert Council of the University Hospital of Split, and a member or Chairman of numerous commissions of the University Hospital of Split, Ministry of Health and Ministry of Science, Education and Sports of the Republic of Croatia.

He served as a Dean of the School of Medicine, University of Split in two mandates, from October 1, 2005 to September 30, 2009.

Vice Deans were: Professor Zoran Đogaš, MD, PhD - Vice Dean for education and teaching activities, also Deputy Dean, Professor Vedran Radonić, MD, PhD - Vice Dean for science (2005-2007), Professor Ivica Grković, MD, PhD - Vice Dean for science and International Cooperation (2007-2009), Assistant Professor Zoran Valić, MD, PhD - Vice Dean for finance (2005-2007), Professor Mirna Saraga Babić, MD, PhD - Vice Dean for finance (2007-2009), Assistant Professor Dolores Biočina-Lukenda, DDM, PhD - Vice Dean for Programme "Dental Medicine".

During his mandates the study of dental medicine and Croatian Centre for Global Health were established. He has been a member of the University of Split Senate from 2005 till today. From 2009 to 2013 he was a member of the National Council for Science and Higher Education of the Republic of Croatia, and a member of the National Health Council of the Republic of Croatia from July 2011 until the end of 2014. He was the founder and the first Head of the newly established constituent of the University of Split - University Department of Health Studies at October 1, 2011, and has been its Head ever since. He also established the Department of Radiologic technology in 2012, and has been its Chair up to now.

za dijagnostičku i intervencijsku radiologiju KB-a Split (2002. god.), monografije KB-a Split (2003. godine), Monografije Medicinskoga fakulteta Sveučilišta u Splitu (2007. godine), scenarist filma o Medicinskom fakultetu u Splitu (2007. godine) te brojnih nastavnih tekstova (više od 30, bez poglavlja u knjigama). Suradnik je na izdanju Enciklopedije hrvatskih prezimena (ur. akademik V. Pavletić) u izdanju Nacionalnoga rodoslovnog centra iz Zagreba (urednik prezimena Janković). Do sada je objavio ukupno više od 250 naslova, od čega: 42 rada u Current Contentsu, 10 sažetaka u CC časopisima, 27 znanstvenih radova u međunarodno indeksiranim publikacijama, 35 radova „in extenso" u recenziranim neindeksiranim publikacijama te više od 130 sažetaka radova različitih kongresa i simpozija (domaćih, međunarodnih, europskih i svjetskih). Do kraja 2015. godine njegovi radovi citirani su više od 800 puta. Prof. dr. sc. Stipan Janković bio je mentor na 5 doktorskih disertacija, 4 magisterija, 17 diplomskih radova studenata medicine te 23 diplomska i završna rada studenata stručnog studija i preddiplomskoga sveučilišnog studija – smjer inženjeri medicinske radiologije, odnosno radiološke tehnologije.

Do sada je bio pozvani predavač na više stručno-znanstvenih skupova, simpozija i kongresa u zemlji i inozemstvu. Recenzent je više knjiga, poslijediplomskih specijalističkih studijskih programa (Sveučilišta u Zagrebu, Agencije za znanost i visoko obrazovanje RH, Zdravstveno veleučilište u Zagrebu te projekt Centra za ionsku terapiju MF-a u Osijeku) te znanstvenih projekata Ministarstva znanosti, obrazovanja i športa Republike Hrvatske. Također je recenzent časopisa Acta Clinica Croatica, Collegium Antropologicum, Macedonian Journal of Sciences, Journal of Scientific Research and Studies (JSRS) te više udžbenika i knjiga. Od 2004. godine do danas predsjednik je Povjerenstva za stručno-znanstvene skupove i udruge te promociju znanosti Ministarstva znanosti, obrazovanja i sporta Republike Hrvatske. Dugo godina bio je glavni mentor (po rješenju Ministra zdravstva i socijalne skrbi RH) za specijalizaciju iz radiologije i subspecijalizaciju iz neuroradiologije u KBC-u Split.

Dr. Stipan Janković dragovoljac je Domovinskoga rata od 1. 4. 1991. do 30. 6. 1996. godine, kada je demobiliziran u činu pričuvnoga bojnika zdravstvene struke HV-a. Za osobni doprinos u obrani domovine i domovinske zasluge u ratu odlikovan je Spomenicom Domovinskog rata 1990. - 1992., Medaljom „Oluja", Spomenicom domovinske zahvalnosti i Redom Hrvatskog trolista, posebne pohvalnice generala A. Gotovine za doprinos u pobjedničkoj operaciji „Oluja" te u

Stipan Janković, PhD is a member of numerous domestic and foreign scientific and professional medical societies and associations. He has been the editor, co-editor, author and/or co-author of several books and textbooks (25), monograph of the Clinical Institute of Diagnostic and Interventional Radiology, University Hospital of Split (2002.), monograph of the University Hospital of Split (2003), monograph of the School of Medicine, University of Split (2007), screenwriter of the film about School of Medicine in Split (2007), and numerous teaching materials (more than 30). He was an editor for the surname "Janković" in the Encyclopedia of Croatian surnames (ed. Vlatko Pavletić) published by the National Genealogy Center, Zagreb. He has published more than 250 titles: 42 in Current Contents, 10 abstracts in Current Content journals, 27 papers in indexed international journals, 35 „in extenso" papers in the peer-reviewed non-indexed publications, and over 130 abstracts for conferences and symposia (national, international, in Europe and world). By the end of 2015 his works have been cited over 800 times. Professor Stipan Janković, PhD, was a mentor to 5 doctoral dissertations, 4 master's theses, 17 graduate theses of medical students and 23 graduate theses and final works of the students of professional studies and undergraduate university study programme of radiologic technology.

He has been invited speaker at several professional and scientific conventions, symposia and conferences at home and abroad. He has been reviewer of several books, postgraduate specialist study programmes (University of Zagreb, the Agency for Science and Higher Education, Croatia, University of Applied Health Sciences, Zagreb, and project of the Ion Therapy Centre, Faculty of Medicine, Osijek), and scientific projects of the Ministry of Science, Education and Sports, Croatia. He has also been a reviewer for journals Acta Clinica Croatica, Collegium Antropologicum, Macedonian Journal of Sciences, Journal of Scientific Research and Studies (JSRS), and many textbooks and books. Since 2004 he has been the Head of the Commission for professional conferences and associations, and promotion of science of the Ministry of Science, Education and Sports, Croatia. He was the chief mentor (by decision of the Minister of Health and Social Welfare, the Republic of Croatia) for specialization in radiology and sub-specialization in neuroradiology at University Hospital of Split for many years.

Stipan Janković, MD, was a military volunteer from April 1, 1991 to June 30, 1996, when he was demobilized with the rank of reserve major of medical profession. For his

ožujku 2013. godine Redom bana Josipa Jelačića. Prije toga, 1985. godine odlikovan je „Medaljom zasluga za narod". Član je Udruge liječnika branitelja – dragovoljaca Domovinskog rata, jedan od utemeljitelja Udruge veterana Domovinskog rata 158. brigade HV-a i 6. DP-a Split te predsjednik suda časti Udruge veterana. Dobitnik je Nagrade Splitsko-dalmatinske županije „za značajan osobni doprinos razvoju zdravstva u našoj Županiji kroz razvoj radiološke dijagnostike u Kliničkoj bolnici Split" 2001. godine. Također je dobitnik Zahvalnice Hrvatskog liječničkog zbora (1997. god.) kojom se „odlikuje za sudjelovanje u Domovinskom ratu", Povelje HLZ-a (2003. godine) „u znak priznanja za osobiti doprinos Zboru, medicinskoj znanosti i zdravstvu u Republici Hrvatskoj" te 2008. godine Diplome Hrvatskog liječničkog zbora. U travnju 2004. godine dobio je Zahvalnicu „za doprinos u podizanju bolničkog standarda KB-a Split", te Zahvalnicu Hrvatskog društva radiologa „za pomoć i podršku u svim segmentima djelovanja". Godine 2006. dobiva godišnju državnu nagradu za promidžbu i popularizaciju znanosti u Republici Hrvatskoj, a 2008. godine i najveće odlikovanje Hrvatskog liječničkog zbora, nagradu Ladislav Rakovac „za postignute rezultate u razvoju zdravstva, medicinske misli i znanosti i posebno za djelotvoran rad u Zboru". Konačno, 2009. godine dobiva nagradu Instituta za antropologiju „Gorjanović Kramberger" za izuzetan doprinos razvoju znanosti i antropologije u Republici Hrvatskoj te Diplomu Hrvatskog liječničkog zbora u prigodi 135. obljetnice „za osobit doprinos njegovanju časne tradicije Hrvatskog liječničkog zbora, medicinske znanosti i zdravstva u Republici Hrvatskoj". U prigodi dana Medicinskoga fakulteta 2010. godine dobiva Pohvalnicu kao glavni autor i urednik najboljega sveučilišnog udžbenika „Dentalna radiografija i radiologija", a u povodu Dana Medicinskoga fakulteta Sveučilišta u Splitu 2014. godine dobio je Pohvalnicu „kao autor najboljeg nastavnog štiva na Medicinskom fakultetu u Splitu u akademskoj godini 2012./2013." (za sveučilišni udžbenik: Klinička neuroradiologija kralježnice i kralježničke moždine) te Priznanje „za kontinuiranu i bogatu izdavačku djelatnost na području radiologije", a u ožujku 2015. godine Zahvalnicu „za znanstveni i stručni doprinos rastu i razvoju Medicinskog fakulteta Sveučilišta u Splitu". U svibnju 2014. godine član je međunarodne skupine stručnjaka Nacionalne agencije za kvalitetu u visokom školstvu Republike Slovenije (NAKVIS), za predakreditacijsku evaluaciju kvalitete studijskog programa „Zdravstvena nega" Fakulteta za zdravstvene vede Sveučilišta u Mariboru te u studenome 2014. član je ekspertnoga tima za reakreditaciju Fakulteta za zdravstvene vede Sveučilišta u Kopru. Bio je i član tima za reakreditaciju AZVO-a za Medicinski fakultet u Osijeku 2015. godine te član

contribution to the defence of the homeland and patriotic merits in the war he was awarded the Commemorative Medal of the Homeland War 1990 - 1992, Medal for Participation in Operation "Storm", Commemorative Medal of the Homeland's Gratitude, and the Order of the Croatian Trefoil, special Certificate of Appreciation from General Ante Gotovina for contribution in the winning operation "Storm", and the Order of Ban Jelačić in March 2013. In 1985 he was awarded the "Medal of Merit". He is a member of the Association of Croatian Homeland War volunteer doctors, and one of the founders of the Association of Croatian Homeland War Veterans of the 158. brigade and 6. DP Split and president of the Military Veterans Court of Honour. He received the Split-Dalmatia County award "for significant personal contribution to the development of health care in our county through the development of diagnostic radiology at University Hospital of Split" in 2001. He also received Croatian Medical Association Memorial Award (1997) for "participation in the war", Croatian Medical Association Charter (2003) "in recognition of outstanding contribution to the Association, medical science and health care in the Republic of Croatia" and in 2008 he received Diploma Croatian Medical Association. In April 2004 he received a Certificate of Appreciation "for the contribution in raising standards of the University Hospital Centre Split" and Certificate of Appreciation of the Croatian Society of Radiology "for help and support in all areas of activity." In 2006 he received an annual national award for promotion and popularization of science in the Republic of Croatia, and in 2008 the highest award of the Croatian Medical Association Ladislav Rakovac Award "for achievements in the development of health, medical thought and science, and in particular for the effective work in the Association." In 2009 he received the annual award of the Croatian Anthropological Society, The "Dragutin Gorjanović Kramberger" for outstanding contribution to the development of science and anthropology in the Republic of Croatia and Diploma Croatian Medical Association on the occasion of the 135th anniversary"for outstanding contribution to cherishing honourable tradition of the Croatian Medical Association, medical science and health care in Republic of Croatia". As the lead author and editor of the best university textbook"-Dental radiography and radiology" he received the Certificate of Appreciation on the occasion of the School of Medicine Day in 2010. In 2014 "as the author of the best university textbook at the School of Medicine in Split in the academic year 2012/2013" (Clinical neuroradiology of the spine and spinal cord) he received the Certificate of Appreciation and Recognition "for continuous and rich publishing activity in

ekspertnog tima za inicijalnu akreditaciju Sveučilišta u Zadru u ožujku 2015. godine. Od Agencije za znanost i visoko obrazovanje RH dobio je 2015. godine Zahvalnicu „za značajan doprinos u radu i sudjelovanju u stručnom povjerenstvu za provođenje postupaka reakreditacije visokih učilišta u svrhu osiguravanja kvalitete u znanosti i visokom obrazovanju u Hrvatskoj".

Oženjen je, otac dvoje djece (Ivane i Hrvoja) i djed četvero unučadi (Antonije, Zrinke, Klare i Stipe). Aktivno poznaje francuski jezik, a u stručnom radu služi se govornim i pisanim engleskim jezikom.

the field of radiology", and in March 2015 the Certificate of Appreciation "for scientific and professional contribution to the growth and development of the School of Medicine, University of Split". In May 2014 he was a member of the international group of experts of the National Agency for the Quality of Higher Education of the Republic of Slovenia (NAKVIS), for pre-accreditation quality evaluation of the study programme "Nursing care" at the Faculty of Health Sciences, University of Maribor, and in November 2014 a member of the expert team for re-accreditation of the Faculty of Health Sciences, University of Koper. He was also a member of the ASHE team for re-accreditation of the Faculty of Medicine in Osijek in 2015, and a member of the expert team for the initial accreditation of the University of Zadar in March 2015. He received the Certificate of Appreciation from the Croatian Agency for Science and Higher Education Croatia in 2015 "for significant contribution to work and participation in expert committee on implementation of the re-accreditation of higher education institutions to ensure quality in science and higher education in Croatia".

He is married, father of two children (Ivan and Hrvoje) and grandfather of four grandchildren (Antonija, Zrinka, Klara and Stipe). He actively speaks French, and has working knowledge of spoken and written English language.

Prof. dr. sc. Matko Marušić / *Professor Matko Marušić, MD, PhD*

Rođen 4. studenoga 1946. u Splitu, oženjen, otac troje djece.

Izobrazba: 1965. maturirao u gimnaziji „Natko Nodilo", Split; 1965. – 1970. Medicinski fakultet Sveučilišta u Zagrebu (doktor medicine); 1971. – 1973., poslijediplomski studij Sveučilišta u Zagrebu (magistar znanosti), 1975., doktor znanosti; 1976. – 1978. poslijedoktorsko usavršavanje u Oak Ridge National Laboratory Oak Ridge, TN, SAD.

Zaposlenja: Zaposlen na Medicinskom fakultetu Sveučilišta u Zagrebu od 21. rujna 1971. do 31. listopada 2008. – od asi-

Professor Matko Marušić, born on November 4, 1946 in Split, is a leader and educator in biomedical research with over 45 years of experience. As a married father of three children, he developed and established medical curricula in Croatia. He is an accomplished researcher who has mentored and continues to mentor young physicians and researchers.

Education: Professor Marušić earned a diploma in 1965 from Natko Nodilo Grammar School in Split, Croatia. He attended the University of Zagreb School of Medicine from 1965 to 1970 where he received his MD degree. He then undertook

stenta do redovitoga profesora u trajnom zvanju.
Ukupno godinu dana (1981. – 1984.) gost istraživač u Max Planck Institutu za biologiju, Odjel za imunogenetiku, Tuebingen, Njemačka.
Godine 1989. gost istraživač na University of Connecticut Health Center, Farmington, CT, SAD.
Od 1986. do 1996. rukovoditelj Laboratorija za kliničkolaboratorijsku dijagnostiku Kliničkoga bolničkoga centra Zagreb – Rebro.
Od 1. listopada 2008. zaposlen na Medicinskom fakultetu Sveučilišta u Splitu kao redoviti profesor u trajnom zvanju.

Nastavni rad: Nastavnik dodiplomskih predmeta Fiziologija, Imunologija, Uvod u znanstveni rad u medicini i Istraživanja u biomedicini i zdravstvu od 1971. do 2017. Koncipirao i uveo poslijediplomski predmet Imunološko prepoznavanje. Koncipirao i uveo dodiplomski izborni predmet Transplantacijska reakcija. Koncipirao i uveo dodiplomski redovni predmet Uvod u znanstveni rad u medicini, koji je u Splitu prerastao u predmet (i katedru) Istraživanja u biomedicini i zdravstvu. Koncipirao novi plan (šestogodišnjega) medicinskog studija (1993. u Zagrebu te 1997. i 2010. u Splitu). Nastavnik na Medicinskom fakultetu i Fakultetu zdravstvenih studija u Mostaru. Suautor plana poslijediplomskoga studija sestrinstva na Sveučilištu u Mostaru. Od 1994. organizirao veći broj međunarodnih i domaćih tečajeva trajne izobrazbe o planiranju i pisanju znanstvenih radova.

Vodio 22 diplomska rada, 9 magistarskih radova i 11 doktorata; omogućio dvogodišnje stipendije u Njemačkoj i SAD-u za 148 mladih znanstvenika; osobno obrazovao 19 mladih znanstvenika; pomogao hrvatskim ratnim liječnicima da objave oko 360 radova u međunarodnim časopisima.

Pet odabranih udžbenika: (1) Marušić M. Imunološko prepoznavanje. Zagreb: JUMENA; 1981. (2 izdanja); (2) Allegretti N, Andreis I, Čulo F, Marušić M, Taradi M. Imunologija. Zagreb: Školska knjiga; 1984. (7 izdanja).; (3) Marušić M, urednik. 1000 riješenih test pitanja iz fiziologije. Zagreb: Stvarnost; 1984. (3 izdanja). (4) Gamulin S, Marušić M, Krvavica S, urednici. Patofiziologija. Zagreb: JUMENA; 1988. (7 izdanja, preveden na albanski). (5) Marušić M, Petrovečki M, Petrak J, Marušić A. Uvod u znanstveni rad u medicini. Zagreb: Medicinska naklada, 1996. naklada, 1996. (5 izdanja, preveden na engleski i makedonski).

postgraduate studies at the University of Zagreb, earning a PhD in biomedicine in 1975. He performed postdoctoral research in immunology from 1976 to 1978 at the Oak Ridge National Laboratory in Oak Ridge, TN, USA.

Work experience: Professor Marušić taught and mentored undergraduate and graduate students at the University Of Zagreb School of Medicine from September 1971 to October 2008. From 1981 to 1984, he spent one year as a guest researcher in the Department of Immunogenetics at the Max Planck Institute of Biology in Tuebingen, Germany. In 1989, he was a visiting researcher at the University of Connecticut Health Center, Farmington, CT, USA. From 1986 to 1996, he served as the Head of the Clinical Diagnostic Immunology Laboratory at the Zagreb-Rebro University Hospital and Medical Center. Since October 2008 he is employed as a Tenured Professor at the University of Split School of Medicine.

Teaching: Professor Marušić has taught Physiology, Immunology, and Introduction to Research in Medicine as undergraduate subjects and Research in Biomedicine and Health as both an undergraduate and graduate subject starting from 1971 until 2017. He conceived and implemented the "Immunological Recognition" graduate course, "Transplantation Reaction" undergraduate elective course, and "Introduction to Research in Medicine" as a compulsory undergraduate course. "Introduction to Research in Medicine" has grown into the Department of Research in Biomedicine and Health. Professor Marušić designed a new six-year medical curriculum plan in 1993 for the University of Zagreb School of Medicine and in 1997 and 2010 for the University of Split School of Medicine, and coauthored the curriculum for the School of Medicine and postgraduate curriculum for School of Health Studies at the University of Mostar in Bosnia and Herzegovina. He has organized a number of international and domestic continuing education courses on planning and writing scientific papers. Professor Marušić supervised 22 graduate theses, 9 Master's theses, and 11 doctorates, arranged two-year fellowships in Germany and the USA for 148 young scientists, and guided military physicians, who volunteered during the Croatian War of Independence, towards the publication of 360 articles in international journals.

Five selected textbooks: (1) Marušić M. Immunological recognition. Zagreb: JUMENA; 1981. (2 editions); (2) Allegretti N, Andreis I, Čulo F, Marušić M, Taradi M. Immunology. Zagreb: Mladost; 1984. (7 editions); (3) Marušić M, editor. 1000

Nagrade i priznanja: 1969. Rektorova nagrada za najboljeg studenta; 1970. Nagrada iseljenika Jure Banovića; 1976. Fulbright-Hays (putna) stipendija.); 1994. nagrada Hrvatskog vijeća europskog pokreta za promidžbu Hrvatske u svijetu časopisom Croatian Medical Journal; 1998. nagrada Hrvatske akademije znanosti i umjetnosti i Zagrebačkog velesajma „Josip Juraj Strossmayer" za znanstveno djelo „Patofiziologija"; 1999. godišnja državna nagrada za znanost za znanstveno otkriće da je prsna žlijezda aktivna cijeloga života; 2000. odlikovanje Predsjednika Republike Red Danice hrvatske s likom Ruđera Boškovića za znanstveni rad; 2005. Državna nagrada za popularizaciju i promidžbu znanosti; 2010. Nagrada Hipokrat za borbu protiv korupcije u zdravstvu; 2010. nagrada Zeleni karton Hrvatskog pokreta za prava pacijenata.

Funkcije: 1978. - 1982. predsjednik Hrvatskoga društva fiziologa; 1986. - 1996. voditelj Laboratorija za kliničkolaboratorijsku dijagnostičku imunologiju u KBC-u Zagreb - Rebro; 1991. osnovao i do 2009. vodio časopis Croatian Medical Journal. Od 1991. do1994. služio kao prodekan Fakulteta za područne studije medicine u Osijeku i Splitu te je urednik i suautor elaborata o osamostaljenju Područnoga studija u Splitu u Medicinski fakultet i autor koncepcije zgrade Medicinskoga studija u Osijeku. Sudjelovao u brojnim humanitarnim i drugim akcijama u tijeku Domovinskoga rata 1991. - 1995. i širenju istine o Hrvatskoj; jedan je od osnivača i rukovoditelja akcije „Bijeli put za Novu Bilu i Bosnu Srebrenu" (1993./1994.); jedan od trojice autora plana rada i nastave Medicinskoga fakulteta u Mostaru; Jedan od osnivača („kumova") Medicinskoga fakulteta u Mostaru. U mandatu 2009. - 2011. bio je dekan Medicinskoga fakulteta u Splitu. Članovi dekanskoga kolegija bili su prodekani prof. dr. Ivica Grković (nastava), prof. dr. Liana Cambj Sapunar i doc. dr. Livia Puljak (znanost), prof. dr. Dolores Biočina-Lukenda (studij Dentalne medicine) i prof. dr. Slaven Kokić (financije i upravljanje). Pomoćnici dekana bili su prof. dr. Damir Sapunar (informatizacija), dr. sc. Slavica Kozina (studenti), prof. dr. Dragan Ljutić (međunarodna suradnja) te prof. dr. Zoran Valić (nastava na engleskom jeziku).

Znanstvena djelatnost: Objavio 180 znanstvenih članaka u časopisima koji se referiraju u bazi Current Contents. Objavljeni članci imaju 2044 citata; H-indeks 23.

Pet odabranih znanstvenih publikacija: (1) Marušić M. Transfer of immunity by transfer of bone marrow cells: T cell dependency. Cell Immunol 1978;38:440-9.; (2) Marušić M. Biological foundations of prediction in an unpredictable answered test questions in physiology. Zagreb: Stvarnost 1984. (3 editions); (4) Gamulin S, Marušić M, Krvavica S, editors. Pathophysiology. Zagreb: JUMENA; 1988. (7 editions, translated into Albanian); (5) Marušić M, editor. Introduction to research in medicine. Zagreb: Medicinska naklada; 1996. (5 editions, translated into English and Macedonian).

Awards and honors: As a student, Professor Marušić received the Rector's Award for the best student in 1969, the Jure Banović Foundation Award in 1970, and the Fulbright-Hays (travel) scholarship in 1976. His accolades continued with the Croatian Council of the European Movement Award for promoting Croatia to the world through the Croatian Medical Journal in 1994, the "J. J. Strossmayer Award" of the Croatian Academy of Sciences and Arts and the Zagreb Fair for his scientific work "Pathophysiology" in 1998, the Annual State Science Award for scientific discovery that the thymus gland is active for life in 1999, the decoration of the The Order of Croatian Star with the Effigy of Ruđer Bošković for scientific work by the President of the Republic of Croatia in 2000, the State Prize for the popularization and promotion of science in 2005, and both the Hippocrates Award for the fight against corruption in the health care sector and the Green Card Croatian Movement for Patients' Rights Award.

Positions: Professor Marušić was the President of the Croatian Physiological Society from 1978 to 1982. From1986 to 1996 he was the Head of the Clinical Diagnostic Immunology Laboratory at the Zagreb-Rebro University Hospital and Medical Center. He founded the Croatian Medical Journal in 1991 and directed the journal as co-editor-in chief until 2009. From 1991 to1994 he supervised faculty and administrative activities as Vice Dean of the Osijek and Split branches of Zagreb University School of Medicine, leading them to become independent schools. He participated in numerous humanitarian and other actions during the Croatian War of Independence (1991-1995). He is one of the founders and managers of the action "White Road for Nova Bila and Silver Bosnia" (1993/94), and one of the founders ("godfathers") of the School of Medicine in Mostar. He was Dean of the School of Medicine in Split during the 2009-2011 term. Members of the dean's collegium were the Vice Deans Professor Ivica Grković, MD, PhD (teaching), Professor Liana Cambj Sapunar, MD, PhD and Professor Livia Puljak, MD, PhD (science), Professor Dolores Biočina-Lukenda, DDM, PhD (dental medicine program), and Professor Slaven Kokić MD, PhD (finance and administration). Assistants to the dean were Professor Damir Sapunar, MD, PhD (computerization), Slavica Kozina, PhD

environment. Brit J Philos Sci 1989;40:485-99.; (3) Marušić M. Evolutionary and biological foundations of malignant tumors. Med Hypotheses 1991;34:282-7.; (4) Marušić M. War and medical education in Croatia. Acad Med 1994;69:111-3.; (5) Marušić M i sur. Indirect demonstration of the lifetime function of human thymus. Clin Exp Immunol 1998;111:450-6.

Književna djela: (1) „Snijeg u Splitu" (Školska knjiga, 1987., pripovijetke za djecu, u lektiri 4. razreda osnovne škole); (2) „Plaču li anđeli?" Medicinska naklada, 1996. (prevedena u SAD kao "Do Angels Cry?", Ooligan Press, Portland University, Portland, WA, SAD) (ISBN: 978-932010-23-7).; (3) „Škola plivanja" Alfa, Zagreb, 2004.; (4) „Živjeti u župi Radobilji" Medicinska naklada, Zagreb, 2008.; (5) „Medicina iznutra" Medicinska naklada, Zagreb, 2006.; (6) , "The Life of an Editor" Croatian Medical Journal, Zagreb, 2010.

Objavio je velik broj pripovjedaka, polemičnih, stručnih i nastavnih tekstova.

(students), Professor Dragan Ljutić MD, PhD (international cooperation), and Professor Zoran Valić, MD, PhD (medical program in English).

Scientific work: Professor Marušić published 180 scientific articles in peer-reviewed journals indexed in Current Contents, with 2044 citations, and an H-index of 23.

Five selected scientific publications: (1) Marušić M. Transfer of immunity by transfer of bone marrow cells: T cell dependency. Cell Immunol 1978;38:440-9; (2) Marušić M. Biological foundations of prediction in an unpredictable environment. Brit J Philos Sci 1989;40:485-99; (3) Marušić M. Evolutionary and biological foundations of malignant tumors. Med Hypotheses. 1991;34:282-7; (4) Marušić M. War and medical education in Croatia. Acad Med 1994;69:111-3; (5) Marušić M, et al. Indirect demonstration of the lifetime function of human thymus. Clin Exp Immunol 1998;111:450-6.

Literary works: Professor Marušić has published numerous short stories, polemics, professional, and educational texts, and six literary works:

(1) Snow in Split. Zagreb: Školska knjiga; 1987. Croatian. (Children's story a part of obligatory reading in fourth grade of primary school); (2a) Do Angels Cry? Zagreb: Medicinska naklada; 1996. Croatian; (2b) Do Angels Cry? Portland: Ooligan Press; 2008; (3) Swimming Lessons. Zagreb: Alfa; 2004. Croatian; (4) Living in the Radobilja Parish. Zagreb: Medicinska naklada; 2008. Croatian; (5) Medicine from Inside. Zagreb: Medicinska naklada; 2006. Croatian; (6) The Life of an Editor. Zagreb: Croatian Medical Journal; 2010.

Prof. dr. sc. Dragan Ljutić / *Professor Dragan Ljutić, MD, PhD*

Dr. sc. Dragan Ljutić rođen je 20. listopada 1956. godine u Šibeniku, oženjen, otac dvoje djece.

Obrazovanje: gimnaziju je završio u Šibeniku, potom od 1975. do 1980. studira na Medicinskom fakultetu Sveučilišta u Zagrebu. Godine 1985. kreće na specijalizaciju iz interne medicine u Kliničkom bolničkom centru Split, a 1985. upisuje i poslijediplomski studij iz kliničke patofiziologije pri Medicinskom fakultetu Sveučilišta u Rijeci. Dobitnik je stipendije Međunarodnog udruženja nefrologa, 1992. odlazi na usavršavanje iz kliničke nefrologije u Guy's bolnicu u London.

Zaposlenja: 1980. - 1982. stažist je Doma zdravlja u Makarskoj; 1982. - 1985. liječnik opće medicine Doma zdravlja Makarska; 1985. - 1989. specijalizant je Kliničke bolnice Split, od 1989. specijalist na Klinici za unutarnje bolesti Kliničkoga bolničkog centra Split.

Akademski stupnjevi: 1988. – magistar znanosti; 1990. – znanstveni asistent; 1991. – doktor znanosti; 1994. - znanstveni suradnik; 1994. - nastavni asistent; 1996. – nastavni docent; 1999. - izvanredni profesor; 2003. - redoviti profesor; 2008. - redoviti profesor u trajnom zvanju pri Medicinskom fakultetu Sveučilišta u Splitu.

Napredovanja i funkcije u službi: od 1989. voditelj Odsjeka nefrologije pri Odjelu za nefrologiju i dijalizu, od 1996. voditelj Odjela za nefrologiju i dijalizu KBC-a Split; od 1997. pročelnik Katedre za veliki izborni predmet i diplomski ispit na Medicinskom fakultetu Sveučilišta u Splitu; 2001. - 2008. dopredsjednik Hrvatskog društva za nefrologiju, dijalizu i transplantaciju; 2002. - 2007. voditelj Odjela za unutarnje bolesti Interne klinike, lokalitet Križine KBC-a Split; od 2007. zamjenik predstojnika Klinike za unutarnje bolesti KBC-a Split; od 2008. predsjednik Hrvatskog društva za nefrologiju,

Dragan Ljutić born on October 20th 1956 in Šibenik, Croatia, married, father of two children.

Education: finished grammar school in Šibenik, enrolled into study programme of medicine at University of Zagreb School of Medicine 1975-1980. In 1985, he became specialist in Internal medicine at Hospital in Split, and in 1985 enrolled into PhD program in the field of clinical pathophysiology at University of Rijeka School of Medicine. Professor Ljutić was awarded with scholarship by International society of nephrologists and in 1992 went to professional training in Guy's Hospital in London, UK.

Employments: 1980 - 1982, intern of Health Centre in Makarska; 1982-1985, general practice in Health Centre in Makarska; 1985-1989, specialist in University Hospital of Split; since 1989 specialist at the Clinical department for internal diseases in University Hospital of Split.

Academic positions: 1988 - master of science, 1990 - scientific assistant; 1991 - PhD, 1994- scientific associate; 1994 - teaching assistant; 1996 - associate Professor; 1999 - assistant Professor, 2003- Professor, 2008 - tenured Professor at the University of Split School of Medicine.

Positions and accomplishments: since 1989 Head of Section of nephrology at the Department of nephrology and dialyses; since 1996 Head of the Department of nephrology and dialysis at University Hospital of Split; since 1997 Head of the Department for elective subject and Final thesis at the University of Split School of Medicine; 2001-2008 vice-president of the Croatian society for nephrology, dialysis and transplantation; 2002-2007 Head of the Department for internal diseases, locality Križine, University Hospital of Split; since 2007 deputy Head of the Clinic for Internal diseases at

dijalizu i transplantaciju; 2008. - 2012. predsjednik Sveučilišnog savjeta Sveučilišta u Splitu; 2009. - 2011. pomoćnik dekana za međunarodnu suradnju Medicinskog fakulteta Sveučilišta u Splitu; 2011. - 2015. dekan Medicinskog fakulteta Sveučilišta u Splitu. Prodekani su bili: prof. dr. sc. Zoran Đogaš za nastavu, prof. dr. sc. Janoš Terzić za znanost, izv. prof. dr. sc. Ante Punda za financije, prof. dr. sc. Zoran Valić za studij na engleskom jeziku, prof. dr. sc. Dolores Biočina Lukenda za studij Dentalna medicina, izv. prof. dr. Darko Modun za studij Farmacija. Pomoćnici dekana bili su: prof. dr. sc. Milan Ivanišević za izdavačku djelatnost, prof. dr. sc. Goran Dodig za razvoj, prof. dr. sc. Izet Hozo za nastavu iz predmeta na polju kliničkih medicinskih znanosti, prof. dr. sc. Valdi Pešutić Pisac za studentska pitanja.

Uredništvo znanstvenih ili stručnih časopisa i knjiga: od 1994. član Uredničkoga odbora Dialyse Journal (hrvatsko izdanje) Zagreb; 1995., urednik knjige „Akutno zatajenje bubrega"; od 1996. glavni urednik Hrvatskih medicinskih anala, Split.

Znanstveni projekti: 1992. – 1996. suradnik na projektu „Izučavanje etiopatogeneze, dijagnostike i terapije hipertenzije" (financiranje: MZOS); 1996. - 2007. voditelj projekta „Osobitosti uremijskog sindroma" (financiranje: MZOS); od 2007. voditelj projekta „Imunološke, hematološke, reološke i druge osobitosti uremijskog sindroma" (financiranje: MZOS).

Mentor na 11 diplomskih radova, 8 magisterija i 7 doktorata znanosti.

Nagrade i priznanja: 1991. dobitnik stipendije iz kliničke nefrologije Međunarodnoga nefrološkog društva, 1993., stipendija British Councila, 1996., zahvalnica Hrvatskog liječničkoga zbora za sudjelovanje u Domovinskom ratu; 2004. European specialist in arterial hypertension; 2005. Premium professional member of American Heart Association (pozvani član); 2006. i 2009. diploma Hrvatskoga liječničkog zbora; 2013. dobitnik nagrade Županije splitsko-dalmatinske za znanstveni doprinos.

University Hospital of Split; since 2008 president of The Croatian society for nephrology, dialyses and transplantation; 2008-2012, Head of University Council, University of Split; 2009-2011, Assistant to the dean for international collaboration at The University of Split School of Medicine; 2011-2015, Dean of University of Split School of Medicine. Vice Deans were: Professor Janoš Terzić, MD, PhD-Vice Dean for science, Associate Professor Ante Punda, MD, PhD-Vice Dean for finance, Professor Zoran Valić, MD, PhD-Vice Dean for Medical studies in English, Professor Zoran Đogaš, MD, PhD-Vice Dean for education and teaching activities, Professor Dolores Biočina – Lukenda, DDM, PhD -Vice Dean for study of Dental medicine, Associate Professor Darko Modun for study of Pharmacy, Assistants to the Dean were Professor Milan Ivanišević, MD; PhD for publishing, Professor Goran Dodig, MD, PhD for development, Professor Izet Hozo, MD, PhD for teaching in the field of clinical medical sciences, Professor Valdi Pešutić Pisac, MD, PhD for students affairs.

Editorial of scientific papers and books: since 1994 member of Editorial Board of Dialyse Journal (Croatian edition) Zagreb; 1995 editor of book "Acute renal failure"; since 1996 Head Editor of Croatian Medical Anali, Split

Science projects: in the period of 1992 to 1996, collaborator on the project "Research of the etiopathogenesis, diagnostics and therapy of hypertension" (financed by Ministry of science, education and health), leader of the project "Characteristics of uremic syndrome" (funded by Ministry of science, education and health), leader of the project "Immunological, haematological and rheological and other characteristics of the uremic syndrome" (funded by Ministry of science, education and health).

Mentorship: 11 final thesis, 8 master's theses, and 7 doctoral theses

Awards and honours: 1991 grant in clinical nephrology by the International nephrological committee, 1993 grant by British Council, 1996 Award by the Croatian Medical Association for participation in Fatherland war, 2004 European specials in arterial hypertension, 2005 Premium professional member of American Hearth Association (invited member), 2006 and 2009 Certificate by Croatian Medical Association, 2013 award for scientific contribution by Split - Dalmatian County.

Prof. dr. sc. Zoran Đogaš / *Professor Zoran Đogaš, MD, PhD*

Razdoblje 2015. -

Prof. dr. sc. Zoran Đogaš

Obnaša dužnost dekana Medicinskoga fakulteta u Splitu u mandatu 2015. - 2017. godine.

U radu mu pomaže šest prodekana:

- prof. dr. sc. Ante Tonkić, prodekan za nastavu i studentska pitanja,
- prof. dr. sc. Mirna Saraga-Babić, prodekanica za znanost, poslijediplomske studije i međunarodnu suradnju,
- prof. dr. sc. Ante Punda, prodekan za financije i upravljanje,
- prof. dr. sc. Zoran Valić, prodekan za Studij medicine na engleskom jeziku,
- prof. dr. sc. Dolores Biočina-Lukenda, prodekanica za Studij stomatologije,
- prof. dr. sc. Darko Modun, prodekan za Studij farmacije.
- Pomoćnici dekana su: prof. dr. sc. Milan Ivanišević za izdavačku djelatnost, izv. prof. dr. sc. Boris Lukšić za suradnju s nastavnom bazom, prof. dr. sc. Dragan Ljutić za strateška pitanja i razvoj, izv. prof. dr. sc. Renata Pecotić za međunarodnu suradnju i mobilnost studenata i nastavnika, prof. dr. sc. Valdi Pešutić Pisac za međunarodnu suradnju i mobilnost studenata i nastavnika

Datum i mjesto rođenja: 29. ožujka 1966., Split, Republika Hrvatska

Bračni status: oženjen 1993., supruga Varja, otac dvoje djece, Vanessa 1993., Daniel 2005.
Nacionalnost: Hrvat

Period 2015 -

Professor Zoran Đogaš, MD, PhD

Dean of the University of Split School of Medicine, a position he has held since 2015 - 2017
Management of the School of Medicine is organized with 6 vice dean functions:

- professor Ante Tonkić, MD, PhD, Vice dean for education and student affairs,
- professor Mirna Saraga-Babić, MD, PhD, Vice dean for science, graduate school and international collaboration,
- professor Ante Punda, MD, PhD, Vice dean for finance and management,
- professor Zoran Valić, MD, PhD, Vice dean for Medical Studies in English,
- professor Dolores Biočina-Lukenda, DMD, PhD, Vice dean for Dental medicine studies,
- professor Darko Modun, PhD, Vice dean for Pharmacy studies.
- Assistants to the Dean are: professor Milan Ivanišević, MD, PhD for publishing, assoc professor Boris Lukšić, MD, PhD for cooperation for teaching base, professor Dragan Ljutić, MD, PhD for strategic issues and development, assoc professor Renata Pecotić, MD, PhD for international cooperation and mobility of students and teachers, Valdi Pešutić Pisac, MD, PhD for international cooperation and mobility of students and teachers

Date and place of birth: 29 March 1966, Split, Croatia
Marital status: married 1993, wife Varja, father of two, Vanessa 1993, Daniel 2005
Nationality: Croatian

Obrazovanje, zaposlenje, napredovanje i funkcije u službi

- 1992. Medicinski fakultet Sveučilišta u Zagrebu, Studij medicine u Splitu, doktor medicine
- 1992. – 1995. The Medical College of Wisconsin, SAD, „Postdoctoral Fellowship"
- 1992./1996. KB Split, pripravnički staž za liječnike
- 1996. Zavod za fiziologiju i imunologiju, Medicinski fakultet u Zagrebu, Studij medicine u Splitu, stručni suradnik
- 1997. doktor znanosti, Sveučilište u Zagrebu; Doktorska disertacija „Uloga NMDA i GABAA receptora u regulaciji respiracijskih bulbospinalnih neurona"
- 1999. docent, Katedra za neuroznanost, Medicinski fakultet Sveučilišta u Splitu
- 1997. - 2009. voditelj Katedre za neuroznanost Medicinskoga fakulteta u Splitu
- 2004. izvanredni profesor, 2008. redoviti profesor, 2013. redoviti profesor u trajnom zvanju
- 2009. - predstojnik Zavoda za neuroznanost, Medicinski fakultet u Splitu
- 2002. - osnivač i voditelj Centra za medicinu spavanja KBC Split i MEFST
- 2000. - voditelj Katedre za neuroznanost Medicinskog fakulteta u Mostaru
- 2009. - voditelj Katedre za znanstvenu metodologiju i medicinsku informatiku Medicinskog fakulteta u Mostaru
- 2005. - 2009. prodekan za nastavu i studentska pitanja, Medicinski fakultet u Splitu
- 2011. - 2015. prodekan za nastavu i studentska pitanja, Medicinski fakultet u Splitu
- 2015. - 2017. dekan, Medicinski fakultet Sveučilišta u Splitu

Članstva i funkcije u znanstvenim i strukovnim organizacijama

- 2007. - predsjednik Hrvatskoga somnološkog društva - Društva za medicinu spavanja Hrvatskoga liječničkog zbora
- 2008. - 2012. član i co-chair Executive Committee, Assembly of European National Sleep Societies
- 2010. - 2012. član uprave, Board Member, European Sleep Research Society (ESRS)
- 2010. - 2015. Sleep Medicine Committee Member, ESRS
- 2012. - 2014. predsjednik Edukacijskog odbora, ESRS
- član Svjetskog društva za neuroznanost, član Američkog društva fiziologa, član World Sleep Society, Hrvatskog društva za neuroznanost, Hrvatskog društva fiziologa, Hrvatskog društva farmakologa, Hrvatskog liječničkog zbora, Svjetskog zbora hrvatskih liječnika, Hrvatskog društva za medicinsku informatiku

Education, employment, advancement and positions held

- 1992 School of Medicine at the University of Zagreb, School of Medicine Split, MD
- 1992 – 1995 The Medical College of Wisconsin, SAD, "Postdoctoral Fellowship"
- 1992/1996 University Hospital of Split, medical doctor apprenticeship
- 1996 Department of physiology and immunology, School of Medicine at the University of Zagreb, School of Medicine Split, expert associate
- 1997 PhD, University of Zagreb; Doctoral dissertation "The role of NMDA and GABAA receptors in regulation of respiratory bulbospinal neurons"
- 1999 Assistant professor, Educational department for Neuroscience, University of Split School of Medicine
- 1997 - 2009 Head of the Educational department for Neuroscience, University of Split School of Medicine
- 2004 Associate professor, 2008 Full professor, 2013 Full professor - permanent
- 2009 – Head of the Department of Neuroscience, University of Split School of Medicine
- 2002 – Founder and Director of Sleep Medicine Centre University Hospital of Split and University of Split School of Medicine
- 2000 - Head of the Educational department of Neuroscience, School of Medicine University of Mostar
- 2009 - Head of the Educational department for scientific methodology and medical informatics, School of Medicine University of Mostar
- 2005 - 2009 Vice dean for education and student affairs, University of Split School of Medicine
- 2011 - 2015 Vice dean for education and student affairs, University of Split School of Medicine
- 2015 - 2017 Dean, University of Split School of Medicine

Membership and functions in scientific and professional organization

- 2007 - Actual president of Croatian Somnological Society-Society for Sleep Medicine of Croatian medical assembly
- 2008 - 2012 Member and co-chair Executive Committee, Assembly of European National Sleep Societies
- 2010 - 2012 Board Member, European Sleep Research Society (ESRS)
- 2010 - 2015 Sleep Medicine Committee Member, ESRS
- 2012 - 2014 coordinator of Education Committee of ESRS
- Member of the Society for neuroscience, American physi-

Društvena i ostala djelatnost

Član brojnih povjerenstava i radnih skupina na razini Fakulteta, Sveučilišta, te Ministarstva znanosti, obrazovanja i sporta RH

2008. Glavni koordinator izrade i urednik „Kataloga znanja i vještina za studij medicine" Medicinskih fakulteta u Osijeku, Rijeci, Splitu i Zagrebu

2003. - Koordinator Tjedna mozga u Splitu

2005. - 2008. Koordinator Festivala znanosti u Splitu

Recenzent brojnih međunarodnih časopisa i pozvani predavač na više od 30 međunarodnih skupova u inozemstvu.

Voditeljstva projekata:

Znanstveni projekti:

- Hrvatska zaklada za znanost: Translacijsko istraživanje neuroplastičnosti disanja i učinak intermitentne hipoksije u anesteziji i spavanju, voditelj, 2014. -
- MZOŠ RH: Neuralna kontrola disanja u budnosti i spavanju, znanstvenoistraživački projekt, voditelj, 2006.-2013.
- MZT RH: Neurotransmiteri u kontroli disanja, znanstvenoistraživački projekt, voditelj, 2002.-2006.

Stručni projekti:

- Opstrukcijska sleep apnea - dijagnostika i kirurška terapija, tehnologijsko-razvojni projekt MZT RH, su-voditelj, 2001.-2005.
- Razvoj mrežne aplikacije za skupno psihologijsko testiranje, projekt primjene informacijske tehnologije MZT RH, voditelj, 2002.-2003.

Drugi projekti:

- Koordinator TEMPUS projekta: „Standardization of Medicial Education in Croatia; STEAMED" (2006.-2007.) (web link: *http://www.mef.hr/steamed/*).
- Sukreator e-learning web platforme „Interactive Medical Center for Education (InterMeCo)" četiri medicinska fakulteta u RH. (web link: *http://viktor.mefos.hr/moodle/*)
- HR-SLO bilateralni kolaborativni projekti: Dušan Šuput i Zoran Đogaš (2002.-2004. i 2006.-2008.)

Vodio više diplomskih radova, 4 magisterija i 11 doktorata.

ological society, World Sleep Society, Croatian Society for Neuroscience, Croatian Physiological Society, Croatian Pharmacological Society, Croatian Medical Association, World Association of Croatian Physicians, Croatian Society for Medical Informatics.

Social and other activities

Member of numerous boards and work groups at the School of medicine, University of Split and Ministry of Science, Education and Sports in Croatia.

2008 - Principal coordinator and editor of the Catalogue of Knowledge and Clinical Skills for Schools of Medicine in Osijek, Rijeka, Split and Zagreb, Croatia

2003 - Coordinator of the Brain awareness week in Split, Croatia

2005 - 2008 Coordinator of the Festival of science in Split, Croatia

Active as a reviewer in numerous international journals and invited speaker at more than 30 international meetings abroad.

Projects leadership:

Science projects:

- Translational research on neuroplasticity of breathing and effects of intermittent hypoxia in anaesthesia and sleep, IP-11-2013. Leader, 2014-2018. Croatian science foundation.
- Neural control of breathing during awakeness and sleep. Leader, 2006-2013 Ministry of Science and Education, Croatia.
- Neurotransmitters in respiratory control. Leader, 2002-2006 Ministry of Science and Technology, Croatia.

Professional projects:

- Obstructive sleep apnea – diagnostics and surgical therapy, technological developmental project. Co-leader, 2001-2005 Ministry of Science and Technology, Croatia.
- The development of network applications for individual and group psychological testing, project of applied informational technology. Leader, 2002-2003 Ministry of Science and Technology, Croatia.

Other projects:

- Co-author of TEMPUS project: "Standardization of Medical Education in Croatia; STEAMED" (2006-2007) (web link: *http://www.mef.hr/steamed/*).
- Co-author of e-learning web platform "Interactive Medical Center for Education (InterMeCo)" four schools of medicine in Croatia (web link: *http://viktor.mefos.hr/moodle/*)

Mentorstva doktorata

1. Maja Valić, „Uloga serotonina u kontroli simpatičke živčane aktivnosti i arterijskog tlaka", MF Split, 2003.
2. Vicko Glunčić, „Odrednice ranog ustroja moždanih polja u marginalnoj zoni embrionalne moždane kore", MF Split, 2005.
3. Vedrana Montana, „Proteini uključeni u Ca2+-ovisno otpuštanje glutamata iz astrocita reguliranom egzocitozom: njihova prisutnost i funkcija", Prirodoslovno-matematički fakultet u Zagrebu, Kemijski odsjek, 2007.
4. Renata Pecotić, „Uloga GABA-e i serotonina u središnjoj kontroli disanja praćena s pomoću aktivnosti freničkoga živca", MF Split, 2008.
5. Ana Jerončić, „Razvoj i testiranje automatskog algoritma za utvrđivanje vretena spavanja u EEG zapisima dojenčadi i odraslih", Prirodoslovno-matematički fakultet u Zagrebu, 2009.
6. Mladen Carev, „Učinak propofolske i uretanske anestezije na dugoročnu facilitaciju freničkoga živca – interakcija sa serotoninskim sustavom", MF Split, 2010.
7. Nenad Karanović, „Hipoksijski ventilacijski odgovor pod djelovanjem halotana, izoflurana i sevoflurana praćen promjenama aktivnosti freničkoga živca štakora", MF Split, 2010.
8. Neven Vidović, „Kraniofacijalna obilježja osoba s opstruktivnom apnejom u spavanju", Stomatološki fakultet u Zagrebu, 2013.
9. Tea Galić, „Ishodi liječenja opstrukcijske apneje tijekom spavanja intraoralnom udlagom", MF Split, 2015.
10. Joško Božić, „Metaboličke i upalne promjene u bolesnika s opstrukcijskom apnejom tijekom spavanja", MF Split 2016.
11. Mario Mihalj, „Povezanost značajki opstrukcijske apneje tijekom spavanja s neurografskim značajkama perifernih živac", MF Split, 2016.

Publikacije

• Oko 70 radova u CC/WoS časopisima, više od 600 citata, h-indeks:12

Pet odabranih znanstvenih publikacija i jedan udžbenik:

- Đogaš Z, Stuth EA, Hopp FA, McCrimmon DR, Zuperku EJ. NMDA receptor-mediated transmission of carotid body chemoreceptor input to expiratory bulbospinal neurones in dogs. J Physiol 1995;487(Pt3):639-51.
- Đogaš Z, Krolo M, Stuth EA, Tonkovic-Capin M, Hopp FA, McCrimmon DR, Zuperku EJ. Differential effects of GABAA receptor antagonists in the control of respiratory neuronal
- Croatia-Slovenia bilateral collaboration projects: Dušan Šuput and Zoran Đogaš (2002-2004 and 2006-2008)

Mentorship of numerous bachelor thesis, 4 master thesis and 11 doctoral thesis.

PhD mentorship

1. Maja Valić, "Role of serotonin in control of sympathetic nerve activity and blood pressure", USSM Split, 2003.
2. Vicko Glunčić, "Early coordinates for cortical specification in the marginal zone of the embryonic neocortex", USSM Split, 2005.
3. Vedrana Montana, "Proteins involved in Ca2+-dependent release of glutamate from astrocite regulated by exocitosis: their presence and function", Faculty of science University of Zagreb, Department of chemistry, 2007.
4. Renata Pecotić, "Effects of GABA and serotonin on respiration according to changes of phrenic nerve activity", USSM Split, 2008.
5. Ana Jerončić, "Development and Testing of Automatic Algorithm for Sleep Spindle Detection in Infant and Adult EEG records", Faculty of science University of Zagreb, 2009.
6. Mladen Carev, "The influence of propofol and urethane anesthesia on phrenic long term facilitation – interaction with serotonergic system", USSM Split, 2010.
7. Nenad Karanović, "The acute hypoxic ventilatory response under halothane, isoflurane, and sevoflurane anesthesia, with phrenic long-term facilitation in rats", USSM Split, 2010.
8. Neven Vidović, "Craniofacial morphology of croatian patients with obstructive sleep apnea", School of Dental Medicine University of Zagreb, 2013.
9. Tea Galić, "Effects of mandibular advancement device therapy on obstructive sleep apnea", USSM Split, 2015.
10. Joško Božić, "Metabolic and endocrine parameters in patients with obstructive sleep apnea", USSM Split 2016.
11. Mario Mihalj, "Association of obstructive sleep apnea and neurographic parameters of peripheral nerves", USSM Split, 2016.

Publications

• Approximately 70 papers published in jorunals indexed in Current Contents and Web of Science, more than 600 citations, H-index 12.

discharge patterns. J Neurophysiol 1998;80(5):2368-77.

- Mihalj M, Lušić L, Đogaš Z. Reduced evoked motor and sensory potential amplitudes in obstructive sleep apnea patients. J Sleep Res 2016;25(3):287-95.
- Fischer J, Đogaš Z, Bassetti CL, Berg S, Grote L, Jennum P, et al. Executive Committee (EC) of the Assembly of the National Sleep Societies (ANSS); Board of the European Sleep Research Society (ESRS), Regensburg, Germany. Standard procedures for adults in accredited sleep medicine centres in Europe. J Sleep Res 2012;21(4):357-68.
- Penzel T, Pevernagie D, Đogaš Z, Grote L, de Lacy S, Rodenbeck A, et al., for the Sleep Medicine Committee and the European Sleep Research Society. Catalogue of knowledge and skills for sleep medicine. J Sleep Res 2013;23(2):222-38.
- Bassetti CL, Đogaš Z, Peigneux P (urednici): Sleep Medicine Textbook, Wiley & European Sleep Research Society, Regensburg, 2014. - Europski udžbenik za medicinu spavanja

Odabrane nagrade i priznanja

- Rektorova nagrada Sveučilišta u Zagrebu (1988.)
- Znanstvena nagrada „Borislav Nakić" Hrvatske Akademije medicinskih znanosti i Plive za najbolji znanstveni rad za 1997./98. (2000.)
- Nagrada za najuspješnijeg mentora Medicinskog fakulteta Sveučilišta u Splitu (2011.)
- Državna nagrada za znanost za 2012. godinu (2013.)

Five selected research publications and one manuscript:

- Đogaš Z, Stuth EA, Hopp FA, McCrimmon DR, Zuperku EJ. NMDA receptor-mediated transmission of carotid body chemoreceptor input to expiratory bulbospinal neurones in dogs. J Physiol 1995;487(Pt3):639-51.
- Đogaš Z, Krolo M, Stuth EA, Tonkovic-Capin M, Hopp FA, McCrimmon DR, Zuperku EJ. Differential effects of GABAA receptor antagonists in the control of respiratory neuronal discharge patterns. J Neurophysiol 1998;80(5):2368-77.
- Mihalj M, Lušić L, Đogaš Z. Reduced evoked motor and sensory potential amplitudes in obstructive sleep apnea patients. J Sleep Res 2016;25(3):287-95.
- Fischer J, Đogaš Z, Bassetti CL, Berg S, Grote L, Jennum P, et al. Executive Committee (EC) of the Assembly of the National Sleep Societies (ANSS); Board of the European Sleep Research Society (ESRS), Regensburg, Germany. Standard procedures for adults in accredited sleep medicine centres in Europe. J Sleep Res 2012;21(4):357-68.
- Penzel T, Pevernagie D, Đogaš Z, Grote L, de Lacy S, Rodenbeck A, et al., for the Sleep Medicine Committee and the European Sleep Research Society. Catalogue of knowledge and skills for sleep medicine. J Sleep Res 2013;23(2):222-38.
- Bassetti CL, Đogaš Z, Peigneux P (urednici): Sleep Medicine Textbook, Wiley & European Sleep Research Society, Regensburg, 2014. - European Sleep Medicine Textbook

Selected rewards and acknowledgments

- Rector's award University of Zagreb (1988)
- Science award "Borislav Nakić" of the Croatian Academy of medical sciences and Pliva for the most successful science paper 1997/1998 (2000)
- Best Mentor Award School of Medicine University of Split (2011)
- Croatian National Science Award for the year 2012 (2013)

DJELATNOSTI MEDICINSKOG FAKULTETA U SPLITU

ACTIVITIES OF THE SCHOOL OF MEDICINE IN SPLIT

NASTAVNI PLANOVI I PROGRAMI
CURRICULA

Na Medicinskom fakultetu u Splitu trenutno se izvode četiri integrirana preddiplomska i diplomska studijska programa:

- Medicina
- Medicina na engleskom jeziku
- Dentalna medicina
- Farmacija

University of Split School of Medicine is presently conducting four integrated undergraduate and graduate programmes:

- Medicine
- Medicine in English language
- Dental medicine
- Pharmacy

Studij Medicina na hrvatskom i engleskom jeziku

Medicinski fakultet u Splitu osamostalio se i prerastao u sastavnicu Sveučilišta 1997. godine. U to vrijeme izvodio se samo studijski program Medicina, upisanih 330 studenata, godine 2004. izvodila su se četiri studijska programa: integrirani preddiplomski i diplomski studij Medicina s 325 studenata, stručni studiji (Sestrinstvo, Fizioterapija, Radiologija) s 313 studenata i 2 poslijediplomska studija. Godine 2015. Fakultet izvodi 4 studijska programa: Medicina – 536 studenata, Dentalna medicina – 199 studenata, Medicina na engleskom jeziku – 186 studenata, integrirani preddiplomski i diplomski studij Farmacije (u suradnji s Kemijsko-tehnološkim fakultetom) – 150 studenata i 3 poslijediplomska studija Biologija novotvorina, Medicina utemeljena na dokazima i Translacijska istraživanja u biomedicini (TRIBE) – 319 studenata te 1 poslijediplomski specijalistički studij – 10 studenata (Klinička epidemiologija). Tijekom posljednjega razdoblja od 10 godina (potkraj 2011.) stručni su se studiji izdvojili iz strukture Medicinskoga fakulteta i postali su samostalni Sveučilišni odjel zdravstvenih studija.

Organizacijske promjene u proteklom razdoblju:

a) Novi studijski programi:

Tijekom razdoblja od posljednjih 10 godina novooformljeni su:

- studij Dentalne medicine, koji je počeo s radom 1. listopada 2007. (dopusnica je izdana 15. ožujka 2007.), zatim
- studij Medicine na engleskom jeziku, koji je počeo s radom 1. listopada 2011. (program je 12. travnja 2011. upisan u upisnik studijskih programa MZOS-a), te
- studij Farmacije, koji se započeo izvoditi 1. listopada 2010., a dopusnica je izdana 11. studenoga 2009. godine.

b) Nastavne baze

Osim temeljne kliničke baze našega Fakulteta, Kliničkoga bolničkoga centra Split, Medicinski fakultet u Splitu ima potpisane ugovore o suradnji, a time proširenu lepezu baza Fakulteta ne samo u Splitsko-dalmatinskoj županiji nego i u cijeloj našoj državi: Dom zdravlja Splitsko-dalmatinske županije, Stomatološka poliklinika Split (u fazi prerastanja u Kliniku), Opća bolnica Zadar, Opća bolnica Dubrovnik, Opća bolnica Vukovar, Specijalna bolnica za medicinsku rehabilitaciju Biokovka u Makarskoj, Specijalna bolnica za ortopediju, kirurgiju, neurologiju i fizikalnu medicinu Sv. Katarina u Zaboku. U ožujku 2016. Medicinski fakultet Sveučilišta u Splitu potpisao je ugovor o suradnji s novom nastavnom bazom Regiomed Kliniken, konzorcij iz Coburga u Njemačkoj,

Study Program of Medicine and Medical Studies in English

In In 1997 the School of Medicine became an independent constituent of the University of Split. At that time there was only one study program, Medicine, which enrolled 330 students. In 2004 the number of study programs increased; USSM had a six-year integrated "Medicine" program (325 students), a three-year professional "Nursing", "Medical Radiology" and "Physiotherapy" programs (313 students), and two post graduate programs.

Today USSM conducts a six-year integrated "Medicine" program for 536 students, a six-year integrated "Dental Medicine" program (since 2007) for 199 students, a six-year integrated "Medical Studies in English" program for 186 students, a six year integrated undergraduate and graduate university study program of "Pharmacy" for 150 students and 3 postgraduate programs: "Evidence based clinical medicine", "Biology of neoplasms" and "Translation Research in biomedicine" (TRIBE) with a total of 319 students.

At the end of 2011, the professional programs "Radiology", "Nursing" and "Physiotherapy" separated from USSM, and are now part of a new University Department of Health Studies.

Organizational changes from 2007:

a) New study programs:

Over the last 10 years, USSM has founded three new study programs as follows:

- A six-year integrated program in "Dental Medicine", which commenced on October 1st 2007 (permission was issued by Ministry of Science, Education and Sport, on March 15th 2007),
- A six-year integrated program in "Medicine in English", which commenced on October 1st 2011 (entered in the Registry of Study Programs, by Ministry of Science, Education and Sport, on April 12th 2011),
- A five-year integrated program in "Pharmacy", which commenced on October 1st 2010 (permission issued on October 1st 2010)

b) Collaborative teaching institutions

Besides the University Hospital Centre of Split, which is the main clinical teaching base for our institution, the USSM also collaborates with: Split-Dalmatia County Community Health Centre, Teaching Public Health Institute of Split-Dalmatia County, Split Dental Outpatient Polyclinic (which is to become a Clinic in near future), General Hospital of Zadar, General

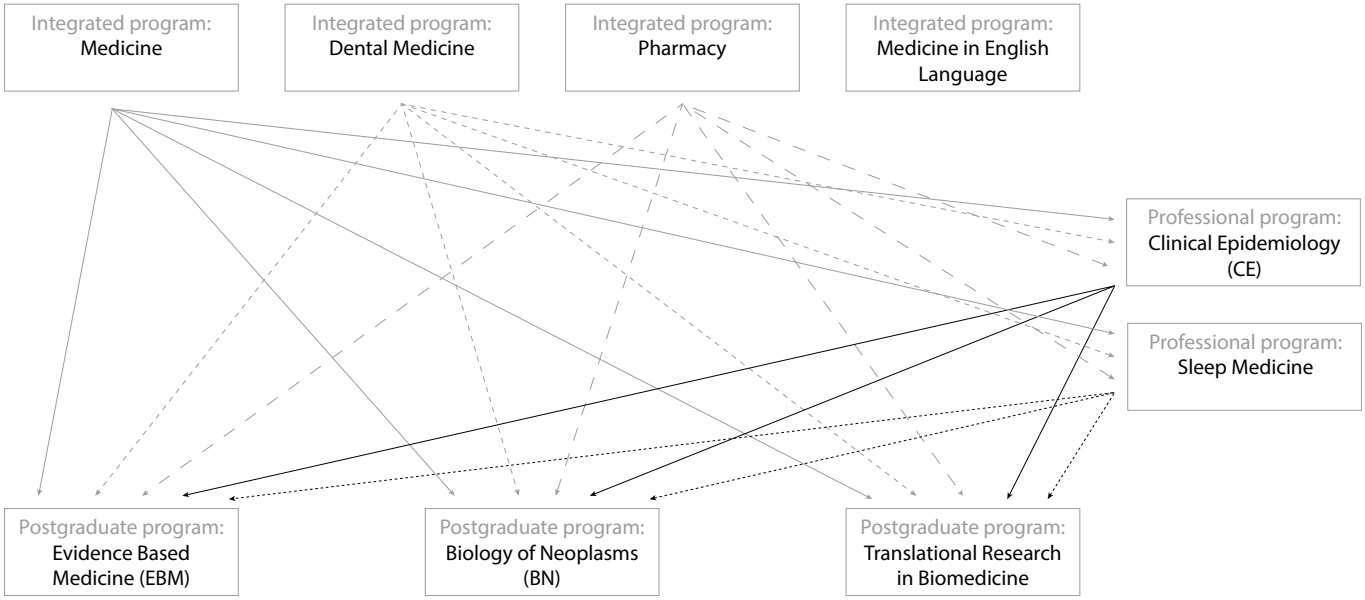

temeljem kojega će sustavno obrazovati njemačke studente za potrebe regije u kojoj djeluje Regiomed Kliniken, konzorcij koji okuplja četiri bolnice u gradovima Coburgu, Hildburghausenu, Lichtenfelsu, Sonnebergu te devet medicinskih centara na čak 11 lokacija.

Suradnjom će se povećati mobilnost studenata i nastavnika u oba smjera te omogućiti suradnja hrvatskih i njemačkih liječnika u kliničkoj praksi i znanosti. Cijeli pretklinički dio studiranja obavljat će se na Medicinskom fakultetu Sveučilišta u Splitu, a klinički dio nastave u Splitu i na REGIOMED KLINIKEN, čime se podiže kvaliteta nastave i konkurentnost splitskoga Medicinskoga fakulteta.

c) Katedre

Na Medicinskom fakultetu u Splitu posljednjih 10 godina djelovalo je 30 katedara na studiju Medicine, a 2014. godine bilo je organizirano 36 katedara na studiju Medicine, dodatne 3 katedre specifično za studij Dentalne medicine i jedna za studij Farmacije.

Na Fakultetu je ukupno 40 katedara:

1. Medicinska fizika i biofizika
2. Medicinska biologija
3. Histologija i embriologija
4. Anatomija
5. Psihološka medicina

Hospital of Dubrovnik, General Hospital of Vukovar, Special Hospital Biokovka and St. Catherine's Special Hospital in Zabok. In March 2016, USSM signed agreement with new collaborative teaching institution Regiomed Kliniken consortium from Cobourg, Germany in order to educate German students during first three years of pre-clinical education here in Split at USSM, whereas following three years will be organized in Germany, in four hospitals under Regiomed Kliniken Consortium in Cobourg, Hildburghausen, Lichtenfels and Sonneberg.

c) Departments

Ten years ago USSM had 30 departments for conducting the study program in Medicine; today our institution has 36 departments at the study of Medicine, 3 departments at study of Dental Medicine, and 1 department at the study of Pharmacy.

Departments are fundamental teaching units responsible for organization, coordination and implementation of teaching within all study programs. They constantly try to improve all aspects of teaching. In addition, they enable professional development of employed academics. Members of departments include teachers, collaborators and scientists who teach at least 40 hours within a department, and a student representative as well.

6. Medicinska kemija i biokemija
7. Imunologija i medicinska genetika
8. Fiziologija
9. Istraživanja u biomedicini i zdravstvu
10. Neuroznanost
11. Farmakologija
12. Medicinska humanistika
13. Katedra za diplomski rad
14. Patologija
15. Sudska medicina
16. Patofiziologija
17. Medicinska mikrobiologija i parazitologija
18. Medicinska propedeutika
19. Medicinska radiologija
20. Klinička onkologija
21. Interna medicina
22. Anesteziologija i intenzivno liječenje
23. Psihijatrija
24. Neurologija
25. Infektologija
26. Dermatovenerologija
27. Kirurgija
28. Otorinolaringologija
29. Oftalmologija
30. Ginekologija i porodništvo
31. Pedijatrija
32. Obiteljska medicina
33. Javno zdravstvo
34. Fizikalna i rehabilitacijska medicina
35. Nuklearna medicina
36. Kliničke vještine
37. Protetika dentalne medicine
38. Oralna medicina i parodontologija
39. Restaurativna dentalna medicina i endodoncija
40. Farmacija.

Danas je Medicinski fakultet jedna od najuglednijih ustanova splitskoga Sveučilišta sa značajnim kadrovskim potencijalom koji pruža najviše standarde u obrazovanju doktora medicine. U dosadašnjem razdoblju u Splitu je diplomiralo nešto manje od 1.000 doktora medicine, od izdavanja posljednje monografije (1997. – 2007.) na Medicinskom fakultetu u Splitu od 1. prosinca 2006. do 1. prosinca 2015. diplomiralo je 544 studenata.

Plan novoga studijskog programa Medicina napravljen je u veljači 2010., a s ciljem da se Program uskladi s odredbama

USSM has a total of 40 departments:

1. Medical physics and biophysics
2. Medical biology
3. Histology and embryology
4. Anatomy
5. Psychological medicine
6. Medical chemistry and biochemistry
7. Immunology and medical genetics
8. Physiology
9. Research in biomedicine and health
10. Neuroscience
11. Pharmacology
12. Medical humanities
13. Graduation thesis
14. Pathology
15. Forensic medicine
16. Pathophysiology
17. Medical microbiology and parasitology
18. Introduction to internal medicine
19. Medical radiology
20. Clinical oncology
21. Internal medicine
22. Anaesthesiology and intensive care
23. Psychiatry
24. Neurology
25. Infectious diseases
26. Dermatovenerology
27. Surgery
28. Otorhinolaryngology
29. Ophthalmology
30. Obstetrics and gynaecology
31. Paediatrics
32. Family medicine
33. Public health
34. Physical and rehabilitation medicine
35. Nuclear medicine
36. Clinical skills
37. Prosthetics
38. Oral medicine and paradontology
39. Restorative dental medicine
40. Pharmacy

Today, School of Medicine is one of the most prestigious institutions of the University of Split with significant human potential that provides the highest standards in the education of doctors of medicine. During that period slightly less than 1000 medical doctors graduated in Split. From the

Direktive 2005/36/EC Europskoga parlamenta i Vijeća Europe o priznavanju stručnih kvalifikacija od 7. rujna 2005. godine, s preporukama Misije stručnjaka za procjenu stanja u pet reguliranih profesija iz područja zdravstva u Republici Hrvatskoj održane od 7. do 10. srpnja 2008. godine za novi studijski program Medicina i s odredbama Zakona o reguliranim profesijama i priznavanju inozemnih stručnih kvalifikacija koji je Hrvatski sabor donio 2009. (Narodne novine br. 124/09). Ukupno gledajući, najviše smo se ugledali u programe medicinskih fakulteta u Njemačkoj, a navlastito onoga u Heidelbergu, u njegovoj jakoj orijentaciji prema poduci i provedbi znanstvenih istraživanja, visokim kriterijima za izradbu diplomskoga rada i fleksibilnosti obavljanja kliničke nastave i napose kliničkih rotacija.

U odnosu na druga visoka učilišta Europske Unije, a navlastito ona skandinavska, ugledali smo se na sljedeće:

a) Značajno pojačanje i vertikalizaciju, od prve studijske godine, izobrazbe, odnosno usvajanja kliničkih vještina, što u programu ima velik broj europskih medicinskih fakulteta.

b) Uvođenje, usustavljenje i vertikalizaciju Medicinske humanistike, kao što, primjerice, imaju medicinski fakulteti u Laussani i Vilniusu.

c) Kolegij Istraživanje u biomedicini i zdravstvu, prema Medicinskom fakultetu Sveučilišta u Heidelbergu, iako je zapravo naš Fakultet jedan od pionira u svijetu toga koncepta u medicinskoj izobrazbi.

d) Psihološka medicina.
Kolegij Psihološke medicine zastupljen je na drugim studijima medicine u zemlji. Tako se na Medicinskom fakultetu u Zagrebu sluša na drugoj i trećoj godini, a u Rijeci na prvoj godini. Taj kolegij predaje se na fakultetima u Europi, npr. na medicinskim fakultetima u Londonu (King's College), Glasgowu, Cardiffu. S obzirom na ugled King's College, osvrnut ćemo se na njegov program rada u odnosu na taj predmet. On se fokusira između psihijatrije i medicine, bavi se proučavanjima učestalih mentalnih poremećaja, perinatalne psihijatrije, poremećaja u svezi sa stresom i traumom, poremećajima prehrane i psihičkim poremećajima u primarno tjelesnim bolestima (metabolički, endokrini, dijabetes, sindrom kroničnoga umora). Kolegij Psihološke medicine prisutan je i na većini drugih europskih studija (Nizozemska – Utrecht, Belgija – Antwerpen, Švedska – Goteborg), utkan u sve specijalnosti somatske medicine. Studenti uče vještinu komuniciranja već od prvoga semestra, kako uspostaviti komunikaciju s pacijentom.

publication of the previous USSM monograph (1997-2007) in the period from December 1st 2006 to December 1st 2015, 544 medical doctors graduated at the USSM.

In accordance with the Provisions of Directive 2005/36/EC of the European Parliament and the European Council on recognition of professional qualifications from September 7th 2005 and its amendments, this Program redefines the competencies of a doctor of medicine by taking into account our original experiences with teaching and modern trends in medical education. Recommendations from Article 27 of the Regulated Professions and Recognition of Foreign Professional Qualifications Act are specifically applied. Overall, we mostly follow the programs of schools of medicine in Germany, and especially the one in Heidelberg because of its strong orientation towards teaching and implementation of scientific research, high criteria for the development of the Diploma thesis and the flexibility of conducting clinical teaching, and in particular clinical rotations.

In comparison to other institutions of higher education in the European Union, and particularly those in Scandinavia, we imitated the following:

a) Significant strengthening and verticalization of training and acquisition of clinical skills from the first year of the program as can be found in a large number of European schools of medicine.

b) Introduction, systematization and verticalization of Medical Humanities, as can be seen, for example, in schools of medicine in Lausanne and Vilnius.

c) Research in Biomedicine and Health course found at the University of Heidelberg School of Medicine, even though our School is actually one of the pioneers of this concept in medical education in the world.

d) Psychological Medicine.
Psychological Medicine course is represented in other Medicine programs in the country. In the School of Medicine in Zagreb it is delivered at the second and the third year and in Rijeka at the first year. This course is taught at other universities in Europe, e.g. in schools of medicine in London (King's College), Glasgow, Cardiff. Given the reputation of King's College, we will review its program in relation to this course. It focuses somewhere between psychiatry and medicine, studies the common mental disorders, perinatal psychiatry, disorders related to stress and trauma, eating disorders and mental disorders in primary physical disease (metabolic, endocrine, diabetes, chronic fatigue syndrome). Psychological Me-

Uz svaku kliničku granu imaju i učenje komunikacije s određenom skupinom bolesnika.

e) Obiteljska medicina Medicinski fakultet u Ljubljani, čiji profesor obiteljske medicine i predsjednik povjerenstva za reformu plana i programa studija prof. dr. sc. Igor Švab predaje i na Medicinskom fakultetu u Splitu.

f) Medicinska genetika (s Imunologijom), po savjetu naših kolega i suradnika sa Sveučilišta Edinburgh.

g) Laboratorijska dijagnostika, koju u programu imaju gotovo svi njemački medicinski fakulteti te, primjerice, medicinski fakulteti u Padovi i 1st Medical Faculty Charles University, Prag.

h) Gerontologija se preporuča kao dodiplomski sadržaj (World Health Organization, International Association of Gerontology and Geriatrics, Geriatric Medicine: basic contents for Undergraduate Medical Teaching), stoga smo u sklopu Interne medicine uveli osnove toga predmeta.

i) Jedan predmet na 5. studijskoj godini zove se Medicina rada i pomorstva sa zdravstvenom ekologijom, a u njemu se, uz klasične sadržaje medicine rada i zdravstvene ekologije, pojavljuje medicina pomorstva, prvi put u Europi u obveznom programu medicinske izobrazbe. Na to smo ponosni, napose u svjetlu činjenice da za tu tematiku imamo iskusne i kvalificirane nastavnike, a predmet ima tradiciju kao dosadašnji popularan izborni predmet.

Ključne su odrednice ovoga novoga Programa broj sati izravne nastave 5.500 sati i 360 ECTS-bodova te izborna nastava, koja u cijelom studijskom programu sada čini 250 sati izbornih predmeta (po dva u prvim 4 studijskim godinama, 20 ECTS-bodova) i 640 sati (24 ECTS-boda) kliničkih rotacija, ukupno 890 sati ili 45 ECTS-bodova, što čini 16,1 % ukupnoga broja sati programa, odnosno 12,5 % ECTS-bodova. Nadalje, četiri su predmeta „vertikalizirana.

a) Propedeutika, koja s istim brojem sati ostaje na trećoj studijskoj godini, u prve dvije studijske godine dodaju se Kliničke vještine. Kliničke vještine, Propedeutika, klasični klinički predmeti i Kliničke rotacije odvijaju se tako da stjecanje vještina započinje vježbanjem na anatomskim preparatima, preko modela, do pacijenata, napredujući postupno do najsloženijih zahvata (prema Katalogu vještina) u šestoj studijskoj godini.

b) Vertikalizirani su i kolegiji: Psihološka medicina, Medicinska humanistika i Istraživanje u biomedicini i zdravstvu.

dicine course is also present in most other European programs (Netherlands - Utrecht, Belgium - Antwerp, Sweden - Goteborg), permeating all specialties of somatic medicine. Students learn communication skills from the first semester; they learn how to establish communication with patients. With each clinical branch they learn how to communicate with a particular group of patients.

e) Family Medicine from the School of Medicine in Ljubljana, whose professor of family medicine and president of the committee for the curricula reform, Prof Igor Švab also teaches at the School of Medicine in Split

f) Medical Genetics (with Immunology), from the University of Edinburgh following the advice of our colleagues and collaborators.

g) Laboratory diagnostics, which is a part of the program in nearly all German schools of medicine and, for example, the 1st School of Medicine at Padua and the first School of Medicine at the Charles University, Prague.

h) Gerontology is recommended as an undergraduate content (World Health Organization, International Association of Gerontology and Geriatrics, Geriatric Medicine: basic contents for Undergraduate Medical Teaching), so we introduced the basics of this subject as a part of the Internal Medicine course.

i) One of the subjects at the fifth year of the program is called the Occupational and Naval Medicine with Environmental Health, which contains, alongside the usual contents from occupational medicine and environmental health, the naval medicine appearing for the first time in Europe as a part of the obligatory curriculum of medicine. We are very proud of that fact, especially as we have experienced and qualified teachers for this area and the subject is already a popular elective course.

Key determinants of the new program are the number of classes – 5.500 hours and 360 ECTS points and a relative abundance of elective courses, so that now the whole program has 250 hours of elective courses (two in the first 4 years of study, 20 ECTS points) and 640 hours (24 ECTS points) of clinical rotations, a total of 890 hours or 45 ECTS points, which makes 16.1% of the total number of hours of the Program, or 12.5% of ECTS points. Furthermore, four courses are "verticalized".

c) Kolegij Medicinska humanistika objedinjuje predmete: Uvod u medicinu, Medicinska sociologija, Medicinska etika, Povijest medicine, Medicinski engleski i Medicinska humanistika. Uvođenje medicinske humanistike u plan i program studija Medicina smatra se jednim od novijih dostignuća medicinske izobrazbe, a pripisuju mu se funkcije proširenja liječničkoga svjetonazora, „omekšavanja teškoga i konkretnoga studija i potencijalni utjecaj na bolje suosjećanje budućega liječnika s bolesnikom. Svemu tome, uz jačanje komunikacijskih sposobnosti studenta, treba pridonijeti i pojačana Psihološka medicina, vertikalizirana u 3. i 4. studijskoj godini, upravo kada student dolazi u izravan dodir s bolesnicima.

d) Obiteljska medicina postala je predmet od 80 sati (3 ECTS-boda). Sastoji se od 20 sati predavanja i vježba na kojima će po dva studenta svakodnevno raditi u fakultetskoj ambulanti obiteljske (opće) medicine tijekom cijele šeste godine dok svi studenti ne obave 60 sati rada. Usluga u toj ambulanti bit će besplatna, a rad studenata nadgledat će dvije liječnice obiteljske medicine zaposlene na Fakultetu. Nadalje, sto dodatnih sati nastave Obiteljske medicine tretiraju se kao kliničke rotacije, a, po izboru studenata, odvijat će se u ambulantama obiteljske medicine koje rade u različitim uvjetima (selo, grad, planina, otok). Vjerujemo da će te promjene u izobrazbi obiteljske medicine osigurati da diplomirani liječnik bude sposoban brzo i učinkovito uključiti se u dalju izobrazbu i rad liječnika obiteljske medicine na terenu.

e) Prema preporuci World Federation for Medical Education (WFME) iz 2003. (WFME Office: University of Copenhagen, Denmark) uveden je predmet Istraživanja u biomedicini i zdravstvu, koji od prve studijske godine studenta uvodi u koncept medicine zasnovane na dokazima i uči ga stalnoj uporabi toga koncepta u učenju i praksi da bi ga do kraja studija svaki student medicine usvojio kao svjetonazor.

f) Kliničke rotacije nov su i suvremeni oblik izobrazbe koji u načelu zamjenjuje nekadašnji pripravnički staž s ciljem da student završne godine studija stekne iskustvo samostalnoga liječničkoga rada. U rotacijama student integrira stečena znanja i vještine, i primjenjuje ih u svakodnevnom radu na konkretnim pacijentima. Kliničke rotacije odnose se na četiri medicinske grane: Internističke struke, Kirurške struke, Majka i dijete i Obiteljsku medicinu. Pojedinačno prve tri traju po 4,5 tjedana (180 sati), a Obiteljska medicina 2,5 tjedna (100

a) In the first two years, Clinical Skills are added to Propedeutics which keeps the same number of hours in the third year. Clinical skills, Propedeutics, classical clinical courses and clinical rotations are carried out so that the acquisition of skills begins by practising on anatomical specimens followed by artificial models and then finally on patients, gradually reaching the most complex procedures by the sixth year of the program (according to the Catalogue of knowledge and clinical skills.) at the sixth year of the program.

b) Other verticalized courses are: Psychological Medicine, Medical Humanities and Research in Biomedicine and Health.

c) Medical humanities course unites Introduction to medicine, Medical Sociology, Medical Ethics, History of Medicine, Medical English and Medical Humanities. Introduction of Medical Humanities into the Medicine curriculum is considered to be one of the latest achievements of medical education aiming to expand the physician's worldview, "softening" the hard and specific program and potentially have influence on the future physicians' empathy towards the patient. Psychological Medicine, which is verticalized on the third and the fourth year of the program, aims to contribute to all of this at the time of student's direct contact with the patients.

d) Family medicine has become an 80-hour course (3 ECTS points). There are 20 hours of lectures and the practical part includes two students working in the School of Medicine's Family Medicine Clinic throughout the sixth year until they have carried out 60 hours of work. Services at the Clinic are free of charge and students' work is supervised by two family medicine physicians employed by the School of Medicine.

Furthermore, 100 additional hours of Family Medicine are treated as Clinical rotations, and are conducted, according to student's choice, in Family Medicine clinics operating in different conditions (countryside, city, mountain or island). We believe that these changes in the Family Medicine education will enable the graduate physician to be quickly and efficiently involved in further education and work of Family Medicine doctors in the field.

e) e) Research in biomedicine and health course was introduced upon the recommendation of the World Federation for Medical Education (WFME) from 2003 (WFME Office: University of Copenhagen, Denmark). From the first year of the program, it introduces students to the concept of evidence-based medicine and teaches them

sati), u punom radnom vremenu. U kliničkim rotacijama studente vode mentori, jedan mentor jednoga studenta. Rotacija se sastoji u tome da student u punom radnom vremenu i obvezama prati mentora u njegovu radu. Da bi se postigao taj odnos, studenti se raspodjeljuju u različite odjele i nakon završene prakse među njima „rotiraju. To znači da jedan mentor tijekom godine može biti mentorom više studenata. Unutar kliničkih rotacija Internističke struke, Kirurške struke i Majka i dijete studentima će se, preko izbora mentora, ponuditi i izbor podstruke (npr. neurologija u rotaciji Internističke struke), a u Obiteljskoj medicini specifičnost ambulante obiteljske medicine (grad – selo, otok i sl.). Mentori će se određivati iz redova starijih specijalizanata i mlađih odjelnih liječnika. Mentori imaju samo jedan zadatak, a to je da ih njihov student štićenik potpuno prati u njihovu radu i u njemu ih odmjenjuje što je više moguće.

Po završetku integriranih studija naši studenti mogu upisati jedan od poslijediplomskih programa na našem Fakultetu ili na ostalim medicinskim ili srodnim fakultetima u RH ili inozemstvu. Oni pak studenti koji svoju profesionalnu karijeru nastave u zdravstvenom sustavu, mogu pohađati programe trajne medicinske izobrazbe u sklopu cjeloživotnoga obrazovanja.

Upisne kvote u akademskoj godini 2014./2015. iznosile su:
Studij Medicine – 90
Studij Medicina na engleskom jeziku – 50
Studij Dentalne medicine – 30
Studij Farmacije – 30
Studij Klinička medicina utemeljena na dokazima – 20
Studij Biologija novotvorina – 20
Studij Translacijska istraživanja u biomedicini – 15

U akademskoj godini 2015./2016. nije bilo promjena u upisnim kvotama, a novina je da se u akademskoj godini 2016./2017., zahvaljujući dogovorenoj suradnji s Regiomed Kliniken iz Coburga u Njemačkoj, planira upisati još 25 studenata na studiju Medicine na engleskom jeziku (uz 35 redovitih studenata na studiju Medicine na engleskom jeziku, ukupno 60 studenata), s time da će tih 25 studenata nakon završenih prvih triju godina studija medicine u Splitu svoje daljnje školovanje nastaviti u našoj novoj nastavnoj bazi Regiomed Kliniken, Coburg u Njemačkoj.

to constantly use it in learning and practice in order to adopt it as a worldview.

f) Clinical rotations are a new and modern form of education which basically replaces the former internship with the aim to provide students with experience of independent medical work. In Clinical rotations, students integrate the acquired knowledge and skills and apply them to everyday work with patients. Clinical rotations refer to four medical branches: Internal Medicine, Surgery, Mother and Child and Family Medicine. The first three listed last for 4.5 weeks each (180 hours) and Family Medicine lasts for 2.5 weeks (100 hours) of full working time. Students are guided by their supervisors during clinical rotations – one mentor per student. The rotation consists of students following the full time work of their respective supervisors. In order to achieve this, students are distributed to different wards and rotated amongst them. This means that one person can mentor more than one student in a year.
Within the clinical rotations for Internal Medicine, Surgery and Mother and Child students are given the choice of sub profession (e.g. neurology in Internal Medicine rotations) while in Family Medicine they can experience working at a specific environment of a Family medicine clinic (city-countryside, island etc.). Supervisors are chosen from senior residents and junior ward physicians. Their only mission is to make their student-protégé a close follower of their work and their substitute whenever that is possible.

Upon graduation from the integrated study programs, our students can enrol in one of our postgraduate study programs or any other medical postgraduate study programs at other universities in the Republic of Croatia or abroad. Those students who do continue their career in the health field can attend lifelong learning programs.

Enrolment quotas for the academic year 2014/2015 were as follows:
Medicine – 90
Medical Studies in English - 50
Dental Medicine – 30
Pharmacy – 30
Evidence-Based Clinical Medicine – 20
Biology of Neoplasms - 20
Translational Research in Biomedicine (TRIBE) – 15

Ishodi učenja za studij medicine na hrvatskom i engleskom jeziku

Ishodi učenja za studijski program određeni su u koordinaciji s ostalim medicinskim fakultetima u Hrvatskoj (Zagreb, Rijeka i Osijek).

Završetkom studija Medicine na Medicinskom fakultetu diplomandi stječu i sljedeće opće kompetencije, koje su posebno izdvojene:

- imaju široke temelje teorijskoga znanja i praktičnih vještina, što ih kvalificira za svaku vrstu poslijediplomske edukacije i za suradnju s drugim stručnjacima u zdravstvu;
- imaju znanstvenu naobrazbu koja omogućuje znanstveni način razmišljanja;
- stekli su medicinsko-etičke stavove;
- pripremljeni su za dalji razvoj i napredak medicine;
- stekli su sustavan način razmišljanja i strukturirani pristup medicinskim problemima tijekom svojega obrazovanja;
- ispunjavaju zakonske uvjete za rad u medicinskoj profesiji i za dalje obrazovanje te su spremni preuzeti odgovornost povezanu s medicinskim zvanjem;
- posjeduju znanje o prikladnom dijagnostičkom algoritmu;
- sposobni su donijeti prikladne terapijske odluke;
- upoznati su sa strukturom, s organizacijom i s financiranjem zdravstva;
- upoznati su s procesom znanstvenoistraživačkih postupaka;
- sposobni su djelovati u skladu s racionalnim znanstvenim konceptima i načelima;
- upoznati su sa znanstvenim teorijskim konceptima biomedicine;
- imaju nepristrani stav prema novim znanstvenim procesima u medicini;
- spremni su posvetiti se medicinskoj profesiji i prihvatiti odgovornost za tjelesno, psihomentalno i socijalno blagostanje bolesnika;
- liječe bolesnike s poštovanjem bez obzira na spol, dob, rasu, društveni i ekonomski status, obrazovanje, kulturu, vjeru ili svjetonazor;
- poštuju prava bolesnika da u potpunosti sudjeluju u odlukama o liječenju, uključujući i pravo da odbiju liječenje ili sudjelovanje u procesu nastave, odnosno znanstvenih istraživanja;
- sposobni su izraziti se i komunicirati načinom koji je razumljiv i prihvatljiv bolesniku;
- suosjećaju s bolesnicima u njihovu psihosocijalnom okružju;

There will be no changes in enrolment quotas for next academic year 2016/2017 except enrolling 25 students from Germany at Medical studies in English thanks to collaboration with Regiomed Kliniken from Cobourg, Germany. With 35 regular students at Medical studies in English on USSM it makes total of 60 students.

Learning Outcomes for Students of Medicine

Learning outcomes are determined in coordination with other Schools of Medicine in Croatia (Zagreb, Rijeka and Osijek).

Upon graduation, graduated students acquire the following competences:

- Broad theoretical knowledge as well as practical skills, which qualifies them for further postgraduate education of any kind and cooperation with other experts;
- Scientific way of thinking, which is a direct result of their scientific education;
- Principles of medical ethics;
- Graduate students are prepared for further development and growth of medicine;
- Systematic thinking and structural approach to medical problems;
- They meet the legal requirements for work in the medical field and further medical education and are ready to take responsibility that such work entails;
- They mastered the diagnostic algorithm;
- They are able to determine the correct diagnosis;
- They are able to determine the correct treatment;
- They are familiar with the structure, organization and financing of the health field;
- They are familiar with scientific and research methods;
- They are capable to base their work on rational scientific concepts and principles;
- They are familiar with theoretical concepts of biomedicine;
- Have unbiased attitude towards new scientific methods in medicine;
- They are ready to dedicate themselves to the medical profession and take responsibility for the patient's physical, mental and social well-being;
- They treat patients with respect regardless of their gender, sex, race, social-economic status, education, culture, religion and worldview;
- They respect the patient's right to decide independently on the course of their treatment including the right to reject the treatment or participation in scientific research;

- spremni su prihvatiti odgovornost i donijeti odgovarajuće medicinske odluke;
- upoznati su s unaprjeđenjem zdravlja i s prevencijom bolesti i spremni su promicati takvo stajalište u medicinskoj profesiji;
- imaju formirane stavove i svijest o osobnim ograničenjima u skladu s prethodnom edukacijom i iskustvom;
- spremni su surađivati s drugim zdravstvenim stručnjacima;
- sposobni su ostvariti uspješan timski rad te vještine rukovođenja;
- svjesni su nužnosti trajnoga učenja i trajnoga usavršavanja u vlastitom životu da bi održali visoku razinu medicinske kompetencije;
- voljni su poučavati kolege i razvijati vlastite vještine poučavanja;
- otvoreni su za mjere osiguranja kvalitete i povremenu procjenu vlastite medicinske kompetencije i standarda znanja;
- voljni su konstruktivno odgovoriti na ishod procjene – kritiku i pohvalu;
- spremni su razmišljati o promjenama socioekonomskih čimbenika u liječenju;
- ispunjavaju zakonske standarde u odnosu na trajno teorijsko i praktično usavršavanje.

- They are capable to communicate with the patient in a way that the patient can understand them;
- They empathies with patients;
- They are ready to take responsibility and make necessary medical decisions;
- They are familiar with health enhancement and prevention, which they are ready to promote in medical profession;
- They have firm attitudes and awareness of personal limitations resulting from their prior education and experience;
- They are ready to cooperate with other experts;
- They are capable of establishing successful team work and managing skills;
- They are aware of the necessity for continuing education in order to maintain high level of medical competence;
- They are willing to teach their colleagues and develop their own teaching skills;
- They are open to quality assurance methods and occasional estimation of their own medical competence and professional level;
- They are ready to accept the evaluation results constructively since they include both positive and negative criticism;
- They are ready to consider changes in socioeconomic context of treatments;
- They meet all legal requirements related to continuing theoretical and practical education.

Opis programa medicina / *Description of the Medicine Program*

GODINA STUDIJA / *YEAR OF THE PROGRAM*	Sati / *Hours*	ECTS
1. GODINA / *1st YEAR*	780	60
2. GODINA / *2nd YEAR*	810	60
3. GODINA / *3rd YEAR*	840	60
4. GODINA / *4th YEAR*	1000	60
5. GODINA / *5th YEAR*	1100	60
6. GODINA / *6th YEAR*	1330	60
UKUPNO / *TOTAL*	5860	360

POPIS PREDMETA / *LIST OF COURSES*

Godina studija: 1. GODINA / *Year of study: 1st YEAR*

Semestar: nije primjenjivo / *Semester: non applicable*

STATUS	KOD *CODE*	PREDMET / *COURSE*	SATI U SEMESTRU / *HOURS IN SEMESTER*				ECTS
			P / *L*	S / *S*	V / *E*	T / *T*	
Obvezni *Mandatory*	MFM111 *MFE101*	Medicinska humanistika I – Uvod u medicinu *Medical Humanities I – Intro. to Medicine*	16	9	0	25	2
	MFM102 *MFE106*	Medicinska biologija *Medical Biology*	34	34	32	100	9
	MFM103 *MFE105*	Medicinska fizika i biofizika *Medical Physics and Biophysics*	12	35	23	70	6
	MFM112 *MFE109*	Socijalna medicina *Social Medicine*	20	10	0	30	2
	MFM105 *MFE108*	Anatomija *Anatomy*	60	10	70	200	20
	MFM113 *MFE110*	Histologija i embriologija *Histology and Embryology*	30	45	40	115	10
	MFM114 *MFE111*	Kliničke vještine I *Clinical skills I*	8	0	52	60	3
	MFM108 *MFE103*	Istraživanja u biomedicini i zdravstvu I *Research in Biomedicine and Health I*	10	15	25	50	4
	MFMTZ1 *MFE112*	Tjelesna i zdravstvena kultura I *Physical Education I*	0	0	60	60	
	MFMEN1 *MFE113*	Medicinski engleski *Croatian Language*	0	20 *60*	0	20 *60*	
		Ukupno obvezni / *Total mandatory*	190	238	302	770	56
Izborni *Elective*	MFMI…	Izborni predmet / *Elective course*	5	15	5	25	2
	MFMI…	Izborni predmet / *Elective course*	5	15	5	25	2
	Ukupno izborni / *Total elective*		10	30	10	50	4
Ukupno / *Total*			**200**	**268 / *308***	**312**	**780 / 820**	**60**

POPIS PREDMETA / *LIST OF COURSES*							
Godina studija: 2. GODINA / *Year of study: 2nd YEAR*							
Semestar: nije primjenjivo / *Semester: non applicable*							
STATUS	KOD *CODE*	PREDMET / *COURSE*	SATI U SEMESTRU / *HOURS IN SEMESTER*				ECTS
			P / *L*	S / *S*	V / *E*	T / *T*	
Obvezni *Mandatory*	*MFM201* *MFE201*	Medicinska kemija i biokemija *Medical Chemistry and Biochemistry*	55	71	64	190	17
	MFM202 *MFE202*	Istraživanja u biomedicini i zdravstvu II *Research in Biomedicine and Health II*	0	10	15	25	2
	MFM208 *MFE203*	Fiziologija *Physiology*	30	94	56	180	18,5
	MFM209 *MFE204*	Imunologija i medicinska genetika *Immunology and Medical Genetics*	24	47	24	95	6
	MFM210 *MFE205*	Temelji neuroznanosti *Basic Neuroscience*	22	52	41	115	9
	MFM211 *MFE206*	Kliničke vještine II *Clinical skills II*	8	0	52	60	2,5
	MFM212 *MFE207*	Medicinska humanistika - Medicinska etika I *Medical Humanities– Medical Ethics I*	6	9	0	15	1
	MFMTZ2 *MFE208*	Tjelesna i zdravstvena kultura II *Physical Education II*	0	0	60	60	
	MFMEN2 *MFE209*	Medicinski engleski *Croatian Language*	0	20 / *60*	0	20 / *60*	
		Ukupno obvezni / *Total mandatory*	145	303 / *343*	312	760 / *800*	56
Izborni *Elective*	MFMI…	Izborni predmet / *Elective course*	5	15	5	25	2
	MFMI…	Izborni predmet / *Elective course*	5	15	5	25	2
	Ukupno izborni / *Total elective*		10	30	10	50	4
Ukupno / *Total*			**155**	**333 / *373***	**322**	**810 / *850***	**60**
Godina studija: 3. GODINA / *Year of study: 3rd YEAR*							
Semestar: nije primjenjivo / *Semester: non applicable*							
Obvezni *Mandatory*	MFM301 *MFE301*	Osnove med. mikrobiologije i parazitologije *Basics of Med. Microbiology and Parasitology*	19	24	37	80	7
	MFM302 *MFE302*	Istraživanja u biomedicini i zdravstvu III *Research in Biomedicine and Health III*	0	10	15	25	2
	MFM309 *MFE309*	Patologija *Pathology*	40	90	80	210	17
	MFM304 *MFE304*	Psihološka medicina I *Psychological Medicine I*	10	10	10	30	2
	MFM310 *MFE305*	Patofiziologija *Pathophysiology*	35	50	30	115	9
	MFM306 *MFE306*	Farmakologija *Pharmacology*	25	50	40	115	10
	MFM307 *MFE307*	Kliničke vještine III - Klinička propedeutika *Clinical skills III - Clinical propedeutics*	45	45	90	180	8
	MFM311 *MFE308*	Medicinska humanistika – Medicinska etika II *Medical Humanities – Medical ethics II*	2	13	0	15	1
	MFMEN3	Medicinski engleski	0	20 / -	0	20 / -	
		Ukupno obvezni / *Total mandatory*	176	312 / *292*	302	790 / *770*	56
Izborni *Elective*	MFMI…	Izborni predmet / *Elective course*	5	15	5	25	2
	MFMI…	Izborni predmet / *Elective course*	5	15	5	25	2
	Ukupno izborni / *Total elective*		10	30	10	50	4
Ukupno / *Total*			**186**	**342 / *322***	**312**	**840 / *820***	**60**

POPIS PREDMETA / *LIST OF COURSES*							
Godina studija: 4. GODINA / *Year of study: 4th YEAR*							
Semestar: nije primjenjivo / *Semester: non applicable*							
STATUS	KOD *CODE*	PREDMET / *COURSE*	SATI U SEMESTRU / *HOURS IN SEMESTER*				ECTS
			P / *L*	S / *S*	V / *E*	T / *T*	
Obvezni *Mandatory*	MFM401 *MFE401*	Radiologija *Radiology*	18	8	44	70	4
	MFM412 *MFE402*	Nuklearna medicina *Nuclear Medicine*	12	14	14	40	2
	MFM403 *MFE403*	Interna medicina *Internal Medicine*	72	72	216	360	20
	MFM413 *MFE404*	Infektologija *Infectology*	20	26	49	95	5
	MFM405 *MFE405*	Klinička mikrobiologija i parazitologija *Clinical microbiology and parasitology*	12	18	0	30	2
	MFM406 *MFE406*	Psihološka medicina II *Psychological Medicine II*	10	10	10	30	2
	MFM414 *MFE407*	Neurologija *Neurology*	20	25	45	90	7
	MFM408 *MFE408*	Neurokirurgija *Neurosurgery*	4	6	5	15	1
	MFM416 *MFE409*	Psihijatrija *Psychiatry*	30	20	55	105	7
	MFM410 *MFE410*	Dermatovenerologija *Dermatovenerology*	20	*20*	40	80	5
	MFM415 *MFE411*	Medicinska humanistika – Medicinska etika III *Medical Humanities– Medical Ethics III*	2	*13*	0	15	1
	MFMEN4	Medicinski engleski	0	20 / -	0	20 / -	
		Ukupno obvezni / *Total mandatory*	220	252 / *232*	478	950 / *930*	56
Izborni *Elective*	MFMI…	Izborni predmet / *Elective course*	5	15	5	25	2
	MFMI…	Izborni predmet / *Elective course*	5	15	5	25	2
	Ukupno izborni / *Total elective*		10	30	10	50	4
Ukupno / *Total*			**230**	**282 / *262***	**488**	**1000 / *980***	**60**
Godina studija: 5. GODINA / *Year of study: 5th YEAR*							
Semestar: nije primjenjivo / *Semester: non applicable*							
Obvezni *Mandatory*	MFM515 *MFE501*	Anesteziologija, reanimatologija i int. liječenje *Anaesthesiology and Intensive Medicine*	15	20	60	95	5
	MFM516 *MFE502*	Kirurgija *Surgery*	72	72	91	235	13
	MFM503 *MFE503*	Urologija *Urology*	10	10	20	40	2
	MFM517 *MFE504*	Oftalmologija *Ophthalmology*	15	15	35	65	4
	MFM518 *MFE505*	Otorinolaringologija *Otorhinolaryngology*	18	24	33	75	4
	MFM506 *MFE506*	Maksilofacijalna kirurgija i dentalna medicina *Maxillofacial surgery and Dental Medicine*	10	10	10	30	2
	MFM519 *MFE507*	Ortopedija *Orthopaedics*	10	20	30	60	3
	MFM508 *MFE508*	Fizikalna i rehabilitacijska medicina *Physical and Rehabilitation Medicine*	16	12	17	45	2
	MFM509 *MFE509*	Ginekologija, opstetricija i reproduktivna med. *Gynaecology, Obstetrics and Reproductive Medicine*	50	50	100	200	12

POPIS PREDMETA / *LIST OF COURSES*							
Godina studija: 5. GODINA / *Year of study: 5th YEAR*							
Semestar: nije primjenjivo / *Semester: non applicable*							
STATUS	KOD *CODE*	PREDMET / *COURSE*	SATI U SEMESTRU / *HOURS IN SEMESTER*				ECTS
			P / *L*	S / *S*	V / *E*	T / *T*	
Obvezni *Mandatory*	MFM520 *MFE510*	Klinička onkologija *Clinical Oncology*	10	*15*	25	50	2
	MFM521 *MFE511*	Medicina rada i pomorstva sa zdr. ekologijom *Occupational and Naval Medicine with Environmental Health*	20	*20*	20	60	3
	MFM522 *MFE513*	Medicinska humanistika – Klinička etika IV *Medical Humanities – Clinical Ethics IV*	2	13	0	15	1
	MFM523 *MFE514*	Epidemiologija *Epidemiology*	33	11	16	60	3
	MFMEN5	Medicinski engleski	0	20 / -	0	20 / -	
		Ukupno obvezni / *Total mandatory*	281	312 / *292*	457	1050 / *1030*	56
Izborni *Elective*	MFMI…	Izborni predmet / *Elective course*	5	15	5	25	2
	MFMI…	Izborni predmet / *Elective course*	5	15	5	25	2
	Ukupno izborni / *Total elective*		10	30	10	50	4
Ukupno / *Total*			**291**	**342 / *322***	**467**	**1100 / *1080***	**60**
Godina studija: 6. GODINA / *Year of study: 6th YEAR*							
Semestar: nije primjenjivo / *Semester: non applicable*							
Obvezni *Mandatory*	MFM608 *MFE601*	Sudska medicina *Forensic Medicine*	20	*20*	20	60	3
	MFM609 *MFE602*	Pedijatrija *Paediatrics*	60	*70*	100	230	14
	MFM603 *MFE603*	Laboratorijska dijagnostika *Laboratory Diagnostics*	10	10	20	40	3
	MFM610 *MFE604*	Organizacija zdravstvene zaštite i ekonomika zdravstva *Health care organization and health economics*	40	20	15	75	3
	MFM611 *MFE605*	Medicinska humanistika – Medicinska etika V Medical *Humanities – Medical Ethics V*	2	13	0	15	1
	MFM612 *MFE608*	Medicinska humanistika – Povijest medicine Medical *Humanities – History of Medicine*	10	15	0	25	2
	MFM613 *MFE607*	Obiteljska medicina *Family Medicine*	20	60	100	180	8
	MFM614 *MFE606*	Diplomski rad *Diploma thesis*			120	120	6
	MFMK62 *MFEC62*	Klinička rotacija: Internističke struke *Clinical rotation: Internal Medicine*			160	160	5
	MFMK63 *MFEC63*	Klinička rotacija: Kirurške struke *Clinical rotation: Surgery*			160	160	5
	MFMK64 *MFEC64*	Klinička rotacija: Majka i dijete *Clinical rotation: Mother and Child*			160	160	5
	MFMK65 *MFEC65*	Klinička rotacija: Hitna stanja u medicini *Clinical rotation: Medical Emergencies*			60	60	3
	MFMEN6	Medicinski engleski	0	20 / *0*	0	20	
		Ukupno obvezni / *Total mandatory*	162	228 / *208*	915	1305 / *1285*	58
Izborni / *Elective*	MFMI…	Izborni predmet / *Elective course*	5	15	5	25	2
	Ukupno izborni / *Total elective*		5	15	5	25	2
Ukupno / *Total*			**167**	**243 / *223***	**920**	**1330 / *1310***	**60**

Popis izbornih predmeta za studij Medicine na hrvatskom jeziku i studij Dentalne medicine

IZBORNI PREDMET / *ELECTIVE COURSE*
AKUTNA I HITNA STANJA U GINEKOLOGIJI
ABECEDA MENADŽMENTA ZA MEDICINARE (E-izborni)
AKUTNI INFARKT MIOKARDA
BIOFIZIKALNE OSNOVE MAGNETSKE I ELEKTRIČNE STIMULACIJE ŽIVČANOG TKIVA
BIOMEDICINSKE ZANIMLJIVOSTI
BOLESTI AORTE I KLINIČKA DIJAGNOSTIKA I LIJEČENJE
BOLESTI ŠTITNJAČE I DOŠTITNIH ŽLIJEZDA
COHRANE KNJIŽNICA I BOL
DERMATOLOŠKA KOZMETOLOGIJA
DIJABETIČKA RETINOPATIJA
EMPATIJA I BOL
FIZIOLOGIJA SPORTA
FUNKCIJSKA ENDOSKOPSKA SINUSNA KIRURGIJA (FESS)
GASTROENTEROHEPATOLOŠKA DIJAGNOSTIKA
GENETIKA ŠEĆERNE BOLESTI
HELICOBACTER PYLORI
HITNA STANJA U PEDIJATRIJI
INFEKCIJE U GINEKOLOGIJI I PERINATOLOGIJI
IZNENADNA SMRT
JESMO LI KISELI? (E-izborni)
KAKO NASTAJU TUMORI?
KATARAKTA
KIRURŠKE BOLESTI PRSNOG KOŠA I TRBUHA U DJEČJOJ DOBI
KLINIČKA PRAKSA I
KLINIČKA PRAKSA II
KLINIČKA PRAKSA III
KLINIČKA PRAKSA IV
KLINIČKI ZNAČAJ PREVENCIJE BOLESTI U DJEČJOJ DOBI
MALA DOZA TOKSIKOLOGIJE (E-izborni)
MEDICINA SPAVANJA
MIOLOGIJA U TERETANI
MOJ PRVI ZNANSTVENI RAD
MOLEKULARNA ISTRAŽIVANJA U MEDICINI
MOZAK I SRCE
NASILJE U ŽIVOTNOJ I RADNOJ SREDINI
NOVI PRISTUP LIJEČENJU UPALNIH REUMATSKIH BOLESTI
ODABRANE TEME IZ ANTROPOLOŠKE, SUDSKE I MEDICINSKE GENETIKE
ODABRANE TEME IZ MEDICINE SPAVANJA
ODABRANE TEME IZ OFTAMOLOGIJE
OKSIDACIJSKI STRES U LJUDSKOM ORGANIZMU I JEDNOSTAVNE METODE ZA NJEGOVU PROCJENU
OSNOVE RADA U LABORATORIJU ZA STANIČNE KULTURE
OSNOVE ŠPORTSKE KARDIOLOGIJE – IZNENADNA SRČANA SMRT U SPORTU I REKREACIJI

IZBORNI PREDMET / *ELECTIVE COURSE*
OTROVANJE ŽIVOTINJSKIM OTROVIMA
PATOFIZIOLOGIJA ENDOKRINOPATIJA
PATOFIZIOLOGIJA ENDOKRINOPATIJA DM
PATOLOGIJA POSTELJICE
POSTOJI LI ALTERNATIVA MEDICINI?
POSTTRAUMATSKI STRESNI POREMEĆAJ
POVIJESNI I ETIČKI ASPEKTI ISTRAŽIVANJA NA LJUDIMA
PREHRANA I ZDRAVLJE
PRIMARNA PREVENCIJA KARCINOMA
PROFESIONALNA KLINIČKA PRAKSA: KARDIOLOGIJA
RAZVOJ I PRIROĐENE BOLESTI BUBREGA
REGULACIJA PROTOKA KRVI
RONJENJE NA DAH
SLIKOVNE DIJAGNOSTIČKE METODE HEPATOBILIJARNOG SUSTAVA
SLIKOVNE METODE U KLINIČKOJ KARDIOLOGIJI
SPLITSKA MEDICINSKA BAŠTINA
SVA LICA RINITISA
TEMELJI RADIOLOŠKE ANATOMIJE
ZAGONETKA BOLI
ZAŠTO I KAKO DIŠEMO?
ZLOUPORABA LIJEKOVA U ŠPORTU
ASPIRIN ZA GLAVOBOLJU, A ŠTO JE S DUŠOBOLJOM?
BOLESTI SRČANIH ZALISTAKA
CESTOVNI PROMETNI TRAUMATIZAM
COCHRANE KNJIŽNICA (novo od 2013.)
FILMSKA OTKRIĆA
GERONTOLOGIJA
HIPERBARIČNA OKSIGENACIJA U KLINIČKOJ PRAKSI
HIPERTENZIVNA BOLEST U TRUDNOĆI
INTERVENCIJSKE METODE LIJEČENJA U KARDIOLOGIJI
KAKO NAPRAVITI VLASTITI ORGAN?
KLINIČKA EPIDEMIOLOGIJA S MEDICINOM UTEMELJENOM NA DOKAZIMA
KOMUNIKACIJSKE VJEŠTINE
MEDICINA DOJENJA
MEDICINA RONJENJA ZA PRAKTIČARE
MEDICINSKA NUTRITIVNA TERAPIJA U LIJEČENJU ŠEĆERNE BOLESTI
NEUROOFTALMOLOGIJA
NEURORADIOLOŠKA DIJAGNOSTIKA PRIMARNIH EKSPANZIVNIH TVORBI ŽIVČANOG SUSTAVA
OSNOVE SRČANE ELEKTROFIZIOLOGIJE I BIOENERGETIKE
PALIJATIVNA MEDICINA
POMORSKA MEDICINA ZA MORELJUPCE
POPULACIJSKA GENETIKA U SHVAĆANJU PROŠLOSTI I BUDUĆNOSTI LJUDSKE VRSTE

IZBORNI PREDMET / *ELECTIVE COURSE*
POREMEĆAJI GOVORA I JEZIKA
PRAKTIČNI PRISTUP NOVOROĐENČETU
REAKCIJE PREOSJETLJIVOSTI KAO IMUNOPATOLOŠKA OSNOVA BOLESTI
SLIKOVNO-MORFOLOŠKA I KLINIČKA DIJAGNOSTIKA BOLESTI DOJKE

IZBORNI PREDMET / *ELECTIVE COURSE*
TRANSPLANTACIJA TORAKALNIH ORGANA
TRAUMA TRBUHA
KOLIKO SU SIGURNA I UČINKOVITA LIJEČENJA U MEDICINI?

Studij Dentalna medicina

Program studija Dentalne medicine na Medicinskom fakultetu Sveučilišta u Splitu izvodi se od 2007. godine. Dana 13. ožujka 2007. godine studij Stomatologije Medicinskoga fakulteta u Splitu dobio je dopusnicu za provođenje nastavnoga plana i programa. Studij trenutno ima upisane prve tri generacije studenta koje redovito studiraju prema nastavnom planu i programu studija. Dvanaestero mladih asistenata, kao jezgra nastavnoga kadra, dobilo je specijalizacije i upisalo doktorski studij. Uspostavljena je bilateralna suradnja s Fakultetom dentalne medicine i Health centrom u Conneticutu gdje trenutno dvoje asistenata specijalizanata surađuje na znanstvenoistraživačkom projektu. Osnovna je nastavna baza studija Dentalne medicine sadašnja Poliklinika – Split, koja u ovom trenutku prema Pravilniku Ministarstva zdravstva u potpunosti ispunjava uvjete koje zdravstvena ustanova mora ispuniti kako bi joj se dodijelio naziv klinike.

Program studija Dentalne medicine u potpunosti je usklađen sa strukovnim udruženjem – Hrvatskom komorom dentalne medicine. Osposobljavanje doktora dentalne medicine daje jamstvo da je osoba stekla sva potrebna znanja i vještine koje propisuje struka, a to su:

a) odgovarajuće poznavanje znanosti na kojima se temelji dentalna medicina i dobro razumijevanje znanstvenih metoda, uključujući i načela bioloških funkcija i ocjenjivanja znanstveno utvrđenih činjenica i analizu podataka;

b) odgovarajuće poznavanje građe, fiziologije i ponašanja zdrave i bolesne osobe te utjecaja prirodnoga i društvenoga okruženja na zdravstveno stanje čovjeka u mjeri u kojoj ti čimbenici utječu na dentalnu medicinu;

c) dovoljno razumijevanje građe, funkcije zuba, usne šupljine, čeljusti i povezanih tkiva, kako zdravih tako i bolesnih te njihova odnosa s općim zdravstvenim stanjem i fizičkom i socijalnom dobrobiti pacijenta;

d) odgovarajuće poznavanje kliničkih disciplina i metoda koje doktorima dentalne medicine daju jasnu sliku o anomalijama, ozljedama i bolestima zuba, usne šupljine, čeljusti i povezanih tkiva, o preventivi, dijagnostici i terapeutskoj dentalnoj medicini;

e) odgovarajuće iskustvo pod primjerenim nadzorom.

Doktor dentalne medicine kvalificiran je za djelatnosti koje uključuju prevenciju, dijagnostiku i liječenje anomalija i bolesti zuba, usne šupljine i povezanih tkiva. Znanje i vještine, odabir oblika nastave zasniva se na poštivanju bolonjskih

Study Program of Dental Medicine

The program of Dental Medicine has been carried out at the School of Medicine University of Split since 2007. Accordingly, its purposefulness with respect to labour market needs in the public and private sectors has been checked and confirmed repeatedly.

The program of Dental Medicine study is fully compatible and harmonized with professional association - the Croatian Chamber of Dental Medicine. The study of Dental Medicine guarantees acquisition of all necessary knowledge and skills required by the profession.

The following knowledge and skills are acquired:

a) Adequate knowledge of the sciences on which dental medicine is based and good understanding of scientific methods, including the principles of biological functions and evaluation of scientifically established facts and data analysis.

b) Adequate knowledge of anatomy, physiology and behaviour of healthy and sick persons, as well as the impact of natural and social environment on the health of man to the extent that these factors affect dental medicine.

c) Sufficient understanding of the structure, functions of the teeth, mouth, jaws and associated tissues, both healthy and diseased, and their relationship to the general state of health, physical and social well-being of the patient.

d) Adequate knowledge of clinical disciplines and methods that gives dentists a clear picture of anomalies, injuries and diseases of teeth, mouth, jaws and associated tissues, prevention, diagnosis and therapeutic dentistry.

e) Relevant experience under appropriate supervision.

Dentist is qualified for the activities involving prevention, diagnosis and treatment of anomalies and diseases of the teeth, mouth and associated tissues. This study in particular recognizes the need to increase the level of clinical skills in graduate dentists. The basic elements of former internship are built into the plan of the sixth year of study. The choice of this form of teaching is based on the understanding of education in dental medicine as a source of a) knowledge, b) skills, c) attitudes, and d) clinical rotations that comprise previously acquired knowledge, skills and attitudes. Knowledge and skills are acquired gradually during the study, by verticalization of courses closely related to the profession of dental

pravila i shvaćanju edukacije u dentalnoj medicini kao izvora: a) znanja, b) vještina, c) stavova, koji se kompletiraju i objedinjuju u kliničkim rotacijama. Znanje i vještine stječu se postupno tijekom studija, kao i do sada vertikalizacijom predmeta usko vezanih za specijalističku struku u dentalnoj medicini, a naposljetku se isključivo kliničkim radom (vježbama) u području specijalističkih disciplina i kliničke dentalne medicine u šestoj godini studija implementiraju u navedenu godinu studija, čime se studentu omogućuje samostalan klinički rad uz primjeren nadzor. Znanje se stječe usvajanjem znanja iz područja prirodnih znanosti, medicinsko-bioloških znanosti, znanja iz područja opće medicine te svih znanja izravno povezanih s dentalnom medicinom. Vještine se stječu učenjem kliničkih vještina i studiranjem kliničke dentalne medicine.

Predmeti usko vezani za dentalno-medicinsku struku vertikalizirani su od treće, odnosno četvrte godine studija, sve do kraja šeste godine studija, u kojoj se nastava temelji isključivo na kliničkom radu. Predmet Znanstveno istraživanje vertikaliziran je tijekom čitava trajanja studijskoga programa. U njemu su integrirani uvod u znanstveni rad, informatika, statistika i dentalna medicina zasnovana na dokazima. Time je studentima dentalne medicine omogućeno kontinuirano usvajanja znanja i vještina koje ih osposobljavaju za samostalan znanstveni rad, što naposljetku dokazuju uspješnom izradbom diplomskoga rada.

Studij traje šest godina i ima 5.580 sati izravne nastave. Završetkom studija student stječe 360 ECTS-bodova. Školska godina traje od 1. listopada do 15. srpnja. Godina se ne dijeli na semestre, a nastava se odvija u blokovima za pojedine predmete. Studij Dentalne medicine postoji od 2007. godine te je od tada do 1. prosinca 2015. diplomiralo 75 studenata.

Ishodi učenja za studij Dentalna medicina

- poznavati znanosti na kojima se temelji dentalna medicina i dobro razumijevanje znanstvenih metoda;
- poznavati načela bioloških funkcija i ocjenjivati znanstveno utvrđene činjenice i analizirati podatke;
- poznavati građu, fiziologiju i ponašanja zdrave i bolesne osobe;
- poznavati utjecaj prirodnoga i društvenoga okruženja na zdravstveno stanje čovjeka u mjeri u kojoj ti čimbenici utječu na dentalnu medicinu;
- poznavati građu, funkciju zuba, usne šupljine, čeljusti i povezanih tkiva, kako zdravih tako i bolesnih;

medicine. They are implemented in the sixth year of study through clinical work (exercise) in the field of specialist disciplines and clinical dental medicine, which enables students to work independently under adequate supervision.

Knowledge is acquired by adopting knowledge in the natural sciences, medical and biological sciences, knowledge in the field of general medicine, and all knowledge directly related to dental medicine. Skills are acquired by learning clinical skills and learning clinical dental medicine.

The academic year runs from October 1st to July 15th, so that the prescribed number of teaching hours (5.580) could be achieved without compromising the recommendation that a student should not have more than 25-30 hours of direct teaching in one week. Year is not divided into semesters, and classes are conducted in block sessions (cycles) for individual subjects.

Learning Outcomes for Students of Dental Medicine

Upon graduation, graduated students acquire the following competences:

- They are familiar with scientific principals within the dental medicine and understand scientific methods;
- They understand principals of biological functions and they can evaluate scientific facts and are capable of applying scientific methods;
- They are familiar with anatomy, physiology and behaviour of health and sick people;
- They understand the effect of natural and social environment on human well-being and how they affect dental medicine;
- They know and understand anatomy and function of teeth, oral cavity, mandible and connective tissue in healthy and sick people;
- They understand relation between oral and general health in respect to patients physical and social well-being;
- They are familiar with clinical disciplines and methods used by dental medicine doctors in evaluation of anomalies, injuries, diseases of teeth, oral cavity, mandible and connective tissue;
- They are familiar with clinical disciplines of prevention, diagnostic and therapeutic procedures applied in dental medicine;
- They can prevent, diagnose and treat anomalies and diseases of teeth, oral cavity and related tissues.

- poznavati odnos oralnoga i općega zdravstvenoga stanja s fizičkom i socijalnom dobrobiti pacijenta;
- poznavati kliničke discipline i metode koje doktorima dentalne medicine daju jasnu sliku o anomalijama, ozljedama i bolestima zuba, usne šupljine, čeljusti i povezanih tkiva;
- poznavati kliničke discipline o preventivi, dijagnostici i terapeutskoj dentalnoj medicini;
- prevenirati, dijagnosticirati i liječiti anomalije i bolesti zuba, usne šupljine i povezanih tkiva.

Opis programa Dentalna medicina/ *Description of the Dental Medicine Program*

GODINA STUDIJA / *YEAR OF THE PROGRAM*	Sati / *Hours*	ECTS
1. GODINA / *1st YEAR*	765	60
2. GODINA / *2nd YEAR*	765	60
3. GODINA / *3rd YEAR*	950	60
4. GODINA / *4th YEAR*	1055	60
5. GODINA / *5th YEAR*	1035	60
6. GODINA / *6th YEAR*	1010	60
UKUPNO /*TOTAL*	5580	360

POPIS PREDMETA / *LIST OF COURSES*							
Godina studija: 1. GODINA / *Year of study: 1st year*							
Semestar: nije primjenjivo / *Semester: non applicable*							
STATUS	KOD *CODE*	PREDMET / *COURSE*	SATI U SEMESTRU / *HOURS IN SEMESTER*				ECTS
			P / *L*	S / *S*	V / *E*	T / *T*	
Obvezni *Mandatory*	MFD101	Uvod u dentalnu medicinu i povijest dentalne Medicine / *Introduction and History of Dental Medicine*	17	13	0	30	2
	MFD102	Biofizika / *Biophysiscs*	23	15	22	60	5
	MFD103	Opća i socijalna dentalna medicina / *General and Community Dentistry*	10	20	0	30	2
	MFD104	Medicinska biologija / *Medical Biology*	25	25	25	75	6
	MFD105	Medicinska kemija / *Medical Chemistry*	30	15	30	75	6
	MFD106	Imunologija i medicinska genetika / *Immunology and Medical Genetics*	20	20	20	60	5
	MFD107	Histologija i embriologija / *Histology and Embriology*	30	35	35	100	8
	MFD108	Znanstveno istraživanje 1 / *Scientific Research* 1	5	5	10	20	1
	MFD109	Anatomija / *Anatomy*	52	53	70	175	14
	MFD110	Dentalna morfologija / *Dental Anatomy and Anthropology*	20	10	60	90	7
		Ukupno obvezni / *Total mandatory*	232	211	272	715	56
Izborni *Elective*	MFMI…	Izborni predmet / *Elective course*	5	15	5	25	2
	MFMI…	Izborni predmet / *Elective course*	5	15	5	25	2
	Ukupno izborni / *Total elective*		10	30	10	50	4
Ukupno / *Total*			**242**	**241**	**282**	**765**	**60**
Godina studija: 2. GODINA / *Year of study: 2nd year*							
Semestar: nije primjenjivo / *Semester: non applicable*							
	MFD201	Fiziologija / *Physiology*	6	83	51	140	11
	MFD202	Znanstveno istraživanje 2 / *Scientific Research 2*	5	5	10	20	1
	MFD203	Neuroznanost u dentalnoj medicini / *Neuroscience in Dental Medicine*	14	21	20	55	5
	MFD204	Psihološka medicina / *Psychological Medicine*	5	11	24	40	3
	MFD205	Biokemija / *Biochemistry*	25	35	25	85	7
	MFD206	Mikrobiologija i parazitologija / *Medical Microbiology and Parasitology*	20	20	35	75	6
	MFD207	Patologija / *Pathology*	30	45	45	120	9
	MFD208	Patofiziologija / *Pathophysiology*	30	35	25	90	7
	MFD209	Farmakologija / *Pharmacology*	20	40	30	90	7
		Ukupno obvezni / *Total mandatory*	155	295	265	715	56
Izborni *Elective*	MFMI…	Izborni predmet / *Elective course*	5	15	5	25	2
	MFMI…	Izborni predmet / *Elective course*	5	15	5	25	2
	Ukupno izborni / *Total elective*		10	30	10	50	4
Ukupno / *Total*			**165**	**325**	**275**	**765**	**60**

POPIS PREDMETA / *LIST OF COURSES*							
Godina studija: 3. GODINA / *Year of study: 3rd year*							
Semestar: nije primjenjivo / *Semester: non applicable*							
STATUS	KOD *CODE*	PREDMET / *COURSE*	SATI U SEMESTRU / *HOURS IN SEMESTER*				ECTS
			P / *L*	S / *S*	V / *E*	T / *T*	
Obvezni *Mandatory*	MFD301	Opća radiologija i radiologija orofacijalnog područja / *General Radiology and Radiology of Orofacial Region*	15	10	25	50	3
	MFD302	Interna medicina / *Internal medicine*	55	0	55	110	7
	MFD303	Infektologija / *Infectology*	16	20	4	40	2
	MFD304	Anesteziologija i intenzivna medicina / *Anesthesiology and Intensive Care Medicine*	13	17	20	50	3
	MFD305	Dermatologija / *Dermatology*	15	0	15	30	2
	MFD306	Onkologija i tumori orofacijalnog područja / *Oncology And Tumors of Orofacial Region*	5	10	15	30	2
	MFD307	Otorinolaringologija / *Otorhinolaryngology*	15	15	15	45	3
	MFD308	Oftalmologija / *Ophtalmology*	7	7	6	20	1
	MFD309	Materijali u dentalnoj medicini / *Dental Materials*	30	0	0	30	2
	MFD310	Propedeutika u dentalnoj medicini / *Propedeutics of Dental Medicine*	10	10	10	30	2
	MFD311	Karijesologija / *Cariology*	15	10	5	30	2
	MFD312	Preventivna dentalna medicina / *Preventive Dental Medicine*	10	10	10	30	2
	MFD313	Restaurativna dentalna medicina 1 / *Restaurative Dental Medicine 1*	25	25	75	125	8
	MFD314	Mobilna protetika 1 / *Removable Prosthodontics 1*	35	35	55	125	8
	MFD315	Fiksna protetika 1 / *Fixed Prosthodontics 1*	35	35	55	125	8
	MFD316	Znanstveno istraživanje 3 / *Scientific Research 3*	10	10	10	20	0,5
	MFD317	Etika u dentalnoj medicini 1 / *Ethics in Dental Medicine*	0	0	0	20	0,5
		Ukupno obvezni / *Total mandatory*	311	214	375	900	56
Izborni *Elective*	MFMI…	Izborni predmet / *Elective course*	5	15	5	25	2
	MFMI…	Izborni predmet / *Elective course*	5	15	5	25	2
	Ukupno izborni / *Total elective*		10	30	10	50	4
Ukupno / *Total*			**321**	**244**	**385**	**950**	**60**
Godina studija: 4. GODINA / *Year of study: 4th year*							
Semestar: nije primjenjivo / *Semester: non applicable*							
Obvezni *Mandatory*	MFD401	Oralna higijena / *Oral Hygiene*	10	10	10	30	2
	MFD402	Fiksna protetika 2 / *Fixed Prosthodontics 2*	15	15	45	75	4
	MFD403	Mobilna protetika 2 / *Removable Prosthodontics 2*	15	15	45	75	4
	MFD404	Gnatologija / *Gnathology*	15	15	15	45	3
	MFD405	Restaurativna dentalna medicina 2 / *Restaurative Dental Medicine 2*	15	15	90	120	6
	MFD406	Endodoncija 1 / Endodontics 1	15	15	45	75	4
	MFD407	Dentalna medicina dječje dobi 1 / *Pediatric Dentinstry 1*	30	0	60	90	5
	MFD408	Orofacijalna genetika / *Orofacial Genetics*	15	0	0	15	0,5
	MFD409	Oralna medicina 1 / *Oral Medicine 1*	20	10	60	90	5
	MFD410	Oralna kirurgija 1 / *Oral Surgery 1*	20	10	60	90	5
	MFD411	Ortodoncija 1 / *Orthodontics 1*	20	10	60	90	5
	MFD412	Parodontologija 1 / *Periodontology 1*	30	0	60	90	5
	MFD413	Kirurgija / *Surgery*	20	20	20	60	4

POPIS PREDMETA / *LIST OF COURSES*

Godina studija: 4. GODINA / *Year of study: 4th year*

Semestar: nije primjenjivo / *Semester: non applicable*

STATUS	KOD *CODE*	PREDMET / *COURSE*	SATI U SEMESTRU / *HOURS IN SEMESTER*				ECTS
			P / *L*	S / *S*	V / *E*	T / *T*	
Obvezni *Mandatory*	MFD414	Psihijatrija / *Psychiatry*	10	5	10	25	1
	MFD415	Neurologija / *Neurology*	10	5	10	25	1
	MFD416	Etika u dentalnoj medicini 2 / *Ethics in Dental Medicine 2*	0	10	0	10	0,5
		Ukupno obvezni / *Total mandatory*	260	155	590	1005	56
Izborni *Elective*	MFMI…	Izborni predmet / *Elective course*	5	15	5	25	2
	MFMI…	Izborni predmet / *Elective course*	5	15	5	25	2
	Ukupno izborni / *Total elective*		10	30	10	50	4
Ukupno / *Total*			**270**	**185**	**600**	**1055**	**60**

Godina studija: 5. GODINA/ *Year of study: 5th year*

Semestar: nije primjenjivo / *Semester: non applicable*

STATUS	KOD *CODE*	PREDMET / *COURSE*	SATI U SEMESTRU / *HOURS IN SEMESTER*				ECTS
			P / *L*	S / *S*	V / *E*	T / *T*	
Obvezni *Mandatory*	MFD501	Parodontologija 2 / *Periodontology 2*	15	15	90	120	7
	MFD502	Oralna kirurgija 2 / *Oral Surgery 2*	0	0	120	120	6
	MFD503	Endodoncija 2 / *Endodontics 2*	25	0	100	125	7
	MFD504	Dentalna medicina dječje dobi 2 / *Pediatric Dentistry 2*	15	0	95	110	6
	MFD505	Ortodoncija 2 / *Orthodontics 2*	15	15	30	60	4
	MFD506	Mobilna protetika 3 / *Removable Prosthodontics 3*	0	25	50	75	5
	MFD507	Fiksna protetika 3 / *Fixed Prosthodontics 3*	0	25	50	75	5
	MFD508	Dentalna medicina starije dobi / *Geriatric Dentistry*	15	0	0	15	0,5
	MFD509	Implantologija / *Implantology*	15	10	15	40	2
	MFD510	Maksilofacijalna kirurgija / *Maxillofacial Surgery*	15	0	30	45	2
	MFD511	Oralna medicina 2 / *Oral Medicine 2*	20	10	90	120	7
	MFD512	Ginekologija / *Gynaecology*	10	0	10	20	1
	MFD513	Pedijatrija / *Pediatrics*	20	0	30	50	3
	MFD514	Etika u dentalnoj medicini 3 / *Ethics in Dental Medicine 3*	0	10	0	10	0,5
		Ukupno obvezni / *Total mandatory*	165	110	710	985	56
Izborni *Elective*	MFMI…	Izborni predmet / *Elective course*	5	15	5	25	2
	MFMI…	Izborni predmet / *Elective course*	5	15	5	25	2
	Ukupno izborni / *Total elective*		10	30	10	50	4
Ukupno / *Total*			**175**	**140**	**720**	**1035**	**60**

POPIS PREDMETA / *LIST OF COURSES*							
Godina studija: 6. GODINA / *Year of study: 6th year*							
Semestar: nije primjenjivo / *Semester: non applicable*							
STATUS	KOD *CODE*	PREDMET / *COURSE*	SATI U SEMESTRU / *HOURS IN SEMESTER*				ECTS
			P / *L*	S / *S*	V / *E*	T / *T*	
Obvezni *Mandatory*	MFD601	Forenzička dentalna medicina / *Forensic Dentistry*	15	0	15	30	2
	MFD602	Javno zdravstvo i epidemiologija / *Public Health and Epidemiology*	25	10	15	50	2
	MFD603	Organizacija i ekonomika dentalno-medicinske Zaštite / *Organization and Economics of Dental Healthcare*	15	10	5	30	2
	MFD604	Endodoncija 3 / *Endodontics 3*	0	0	50	50	2
	MFD605	Fiksna protetika 4 / *Fixed Prosthodontics 4*	0	0	50	50	2
	MFD606	Mobilna protetika 4 / *Removable Prosthodontics 4*	0	0	50	50	2
	MFD607	Oralna kirurgija 3 / *Oral Surgery 3*	0	0	50	50	2
	MFD608	Oralna medicina 3 / *Oral Medicine 3*	0	0	50	50	2
	MFD609	Dentalna medicina dječje dobi 3 / *Pediatric dentistry 3*	0	0	50	50	2
	MFD610	Ortodoncija 3 / *Orthodontics 3*	0	0	50	50	2
	MFD611	Parodontologija 3 / *Periodontology 3*	0	0	50	50	2
	MFD612	Klinička dentalna medicina / *Clinical Dentistry*	0	0	250	250	16
	MFDDI	Diplomski ispit / *Graduation Exam*	0	0	0	0	6
		Ukupno obvezni / *Total mandatory*	55	20	685	760	44
Izborni *Elective*	MFMI…	Izborni predmet / *Elective course*	0	0	250	250	16
	Ukupno izborni / *Total elective*		0	0	250	250	16
Ukupno / *Total*			**55**	**20**	**935**	**1010**	**60**

Studij Farmacija

Zajednički integrirani preddiplomski i diplomski studijski program Farmacije Kemijsko-tehnološkoga fakulteta (KTF) i Medicinskoga fakulteta (MF) Sveučilišta u Splitu omogućuje izobrazbu farmaceuta kao važnoga sunositelja zdravstvene zaštite. Izobrazba farmaceuta u skladu je s europskom smjernicom/direktivom 2005/36/EC prilagođena potrebama hrvatskoga tržišta i europskoga tržišta, a uvažavajući posebnosti/specifičnosti i sredozemnu/mediteransku orijentaciju koja se njeguje na KTF-u i MF-u Sveučilišta u Splitu. Predloženi program studija Farmacije usklađen je prema Direktivi 2005/36EZ Europskoga parlamenta i Vijeća od 7. rujna 2005. te je ostvaren u dogovoru s Hrvatskom ljekarničkom komorom. Studij je organiziran kroz jednosemestralne kolegije, što je jedan od važnih preduvjeta za pokretljivost studenata. Usklađenost programa farmacije sa sličnim studijima pruža mogućnost da se dio nastave odsluša i na drugim fakultetima (ili za potrebe drugih fakulteta). Temeljem navedenoga studij je otvoren za pokretljivost studenata unutar Sveučilišta u Splitu te između ostalih sveučilišta u Hrvatskoj koja njeguju iste ili srodne studije, ali i za pokretljivost studenata u širokom prostoru Europe. U suradnji s Farmaceutsko-biokemijskim fakultetom (FBF) Sveučilišta u Zagrebu od ak. god. 2003./2004. na KTF-u su se izvodile prve dvije godine studija farmacije po programu FBF-a uz sudjelovanje nastavnika s KTF-a (za kemijske predmete) i FBF-a (za specijalizirane farmaceutske predmete), a u skladu s potpisanim Ugovorom (Ministarstvo znanosti, obrazovanja i sporta RH, Sveučilište u Zagrebu, Sveučilište u Splitu, Farmaceutsko-biokemijski fakultet i Kemijsko-tehnološki fakultet). Studij farmacije na KTF-u pobudio je iznimno zanimanje studenata ove regije. Međutim, odlukom FBF-a, upis u I. godinu studija realiziran je samo do akademske godine 2005./2006., kada je suradnja jednostrano prekinuta. Iskustvo nastavnika KTF-a stečeno tijekom ovih godina izvođenja programa Farmacije FBF-a, kao i na drugim studijskim programima, bit će dragocjeno u provođenju predloženoga studijskog programa Farmacije. Od akademske godine 2010./2011. KTF i MF započeli su zajednički organizirati i izvoditi studij Farmacija u Splitu.

Ishodi učenja za studij Farmacija

Nakon završenoga studija Farmacije magistar farmacije moći će primjenjivati stečena:

Znanja

- Ekspertna znanja o razvoju lijekova: primjenjuje temeljna znanja iz kemije, biokemije, molekularne biologije, fizike, matematike i statistike potrebna za definiranje, analizira-

Study Program of Pharmacy

The Integrated undergraduate and graduate study of Pharmacy, organized jointly by the University of Split Faculty of Chemistry and Technology and School of Medicine University of Split enables the education of pharmacists as important members of the healthcare system. The education of pharmacists is in-line with the European Directive 2005/36/EC and it is adjusted to the requirements of the Croatian and European market and, at the same time, to the specificity and Mediterranean orientation nurtured by both University of Split Faculty of Chemistry and Technology and School of Medicine University of Split. The suggested program is compatible with the Directive 2005/36/EC of the European Parliament and European Council (07/09/2005) and it is created in agreement with the Croatian Pharmaceutical Chamber. The evaluation by the Croatian Agency for Science and High Education, implemented in 2008, alongside with the quality control from both faculties, showed that both faculties are excellent scientific and educational institutions. In collaboration with the University of Zagreb Faculty of Pharmacy and Biochemistry, from the academic year 2003/2004, the first two years of the 5-year Study of Pharmacy were implemented at the Faculty of Chemistry and Technology, in accordance with the signed agreement between Universities, Faculties and the Ministry of Science. The Study of Pharmacy in Split was strongly noticed by the students from this region. However, by a unilateral decision from the University of Zagreb Faculty of Pharmacy and Biochemistry, this agreement was cancelled in the academic year 2005/2006. The experience of the personnel from Faculty of Chemistry and Technology obtained from the previous years will be precious in implementing the program of the Study of Pharmacy.

In the academic year 2010/2011 University of Split Faculty of Chemistry and Technology and School of Medicine University of Split started to jointly organize and implement the Study of Pharmacy in Split.

Learning Outcomes for Students of Pharmacy

After the graduation the Master of Pharmacy should be able to implement the acquired:

Knowledge

- Expert knowledge in drug development: apply the basic knowledge from Chemistry, Biochemistry, Molecular Biology, Physics, Mathematics and Statistics, required to define, analyse and suggest procedures related to drug

nje i predlaganje postupaka vezanih uz istraživanje, razvoj i proizvodnju te analizu i kontrolu kakvoće lijekova;

- Ekspertna znanja o farmakoterapiji: primjenjuje stručna znanja i sposobnosti pri savjetovanju o farmakoterapiji i provođenju ljekarničke skrbi o bolesnicima, poštujući važeću zakonsku regulativu, aktualne zdravstvene politike i smjernice te načela farmaceutske etike i deontologije.

Osobne vještine (spoznajne, psihomotoričke, socijalne)

- Rješavanje problema i donošenje odluka: pokazuje opažajne, analitičke i kritičke vještine u razvoju i implementaciji rješenja praktičnih problema u proizvodnji i praćenju sigurne i odgovarajuće primjene lijekova;
- Komunikacijske vještine: usmenim i pisanim oblicima komunikacije osigurava pozitivne interakcije s bolesnicima, suradnicima, ostalim zdravstvenim stručnjacima i širom javnosti;
- Vještine timskoga rada: stručnim i odgovornim ponašanjem daje značajan doprinos u različitim situacijama i okruženjima poput među-profesionalnih skupina, farmaceutskoga okruženja te profesionalnih organizacija i odbora.

Profesionalne vještine

- Ljekarnička skrb o bolesniku: kao dio tima za brigu o zdravlju pruža odgovarajuću skrb o bolesnicima koja podrazumijeva informiranje i savjetovanje bolesnika o djelovanju i ispravnoj primjeni lijekova te praćenje tijeka i ishoda terapije; prepoznaje klinički značajne interakcije lijekova i djeluje radi njihova izbjegavanja; aktivno sudjeluje u prevenciji bolesti i očuvanju zdravlja te javnim zdravstvenim inicijativama;
- Proizvodnja i kontrola farmaceutskih proizvoda: odabire i primjenjuje tehnološke procese i analitičke metode i njihove inovacije te osigurava kvalitetu u procesu proizvodnje lijekova primjenjujući pravila dobre laboratorijske i proizvođačke prakse te relevantne europske i ISO direktive;
- Organizacijske vještine: učinkovito primjenjuje financijske, marketinške i organizacijske principe važne za samostalni i timski rad; sudjeluje i nadzire distribuciju lijekova; planira i provodi ljekarničku skrb;
- Informacijske vještine: služi se informacijskim tehnologijama i bazama podataka radi unaprjeđenja stručnih znanja i vještina te samo-edukacije;
- Istraživačke vještine: kritički procjenjuje i primjenjuje znanstvena saznanja i dostupne podatke radi unaprjeđivanja profesije, rješavanja problema, primjene novih tehnologija te unaprjeđenja postojećih; priprema stručne i znanstvene

research & development, production, analysis and quality control of drugs.

- Expert knowledge in pharmacotherapy: apply the professional knowledge and competencies for advising about pharmacotherapy and implementing pharmaceutical care of patients, respecting the laws and regulations, actual heath policies and guidelines and the principles of pharmaceutical ethics and deontology.

Personal skills (cognitive, psychomotor, social)

- Problem solving and decision making: show the perceptive, analytical and critical skills in the development and implementation of a solution for practical problems in drug production and monitoring of a secure and suitable application of drugs.
- Communication skills: support positive interaction with patients, colleagues, other health workers and the general public, by using both oral and written forms of communication.
- Teamwork skills: give a significant contribution in different situations and settings, like inter-professional assemblies, pharmaceutical milieu and professional organizations and boards, by performing responsibly and professionally.

Professional skills

- Pharmaceutical care for patients: provide appropriate care for patients, including informing and advising the patients about the efficacy and correct application of drugs, monitoring the progression and outcomes of the treatment, recognizing clinically relevant drug interactions and actively avoiding them, participating in the prevention of diseases, health promotion and public health initiatives, as a member of a health care team.
- Production and control of pharmaceutical products: select and apply technological processes and analytical methods, including the innovative ones, support quality in the process of drug production, by applying the rules of the Good Laboratory Practice (GLP) and Good Manufacturing Practice (GMP), and the relevant European Directives and ISO norms.
- Organization skills: efficiently apply the financial, advertising, and organizational principles important for individual and team work; contribute and supervise the drug distribution process, plan and provide pharmaceutical care.
- Information skills: use information technologies and data bases for improving professional knowledge and skills and for self-education.

publikacije; osmišljava i vodi stručne i znanstvene projekte i programe.

Samostalnost i odgovornost

- Samostalnost: iskazuje samostalnost u organizaciji, rukovođenju i upravljanju, izradi strategije i poslovnih planova relevantnih za profesiju:
- Odgovornost: primjenjuje pravna i etička načela profesije u samostalnom i timskom radu; provodi aktivnosti vezane za kontinuiranu profesionalnu edukaciju te doprinosi razvoju profesije.

- Research skills: critically evaluate and apply the latest scientific information and available data for professional development, problem solving, improvement of existing and adopting new technologies, writing professional and scientific publications, designing and leading professional and scientific projects and programs.

Independency and responsibility

- Independency: show independence in organizing, conducting and management, preparing strategy and business plans relevant for the profession.
- Responsibility: apply the legal and ethical principles of the pharmaceutical vocation, in both individual and team work, perform activity related to the lifelong professional education and contribute to the advance of the pharmaceutical profession.

Opis programa Farmacija / *Description of the Pharmacy Program*

POPIS PREDMETA / *LIST OF COURSES*							
Godina studija: 1. godina / *Year of study: 1st year*							
Semestar: I. / *Semester: 1st*							
STATUS	KOD *CODE*	PREDMET / *COURSE*	SATI U SEMESTRU / *HOURS IN SEMESTER*				ECTS
			P / *L*	S / *S*	V / *E*	T / *T*	
Obvezni *Mandatory*	KMF 101	Uvod u farmaciju / *Introduction to Pharmacy*	15	0	0	0	2
	KMF 102	Matematika i statistika za farmaceute / *Mathematics and Statistics for Pharmacists*	30	30	0	0	5
	KMF 103	Fizika za farmaceute / *Physics for Pharmacists*	30	15	30	0	6
	KMF 104	Opća i anorganska kemija / *General and Inorganic Chemistry*	60	15	45	0	8
	KMF 105	Biologija biljaka i životinja / *Biology of Plants and Animals*	30	15	30	0	6
	KMFI	Izborni predmet / *Elective Course*	30	0	0	0	3
	Ukupno obvezni / *Total mandatory*		195	75	105	0	30
Semestar: II. / *Semester: 2nd*							
Obvezni *Mandatory*	KMF 106	Analitička kemija I / *Analytical Chemistry I*	30	15	45	0	6
	KMF107	Fizikalna kemija / *Physical Chemistry*	45	15	45	0	7,5
	KMF108	Farmaceutska botanika / *Pharmaceutical Botany*	30	0	30	0	5
	KMF109	Anatomija i histologija čovjeka / *Human Anatomy and Histology*	30	15	30	0	5,5
	KMF110	Farmaceutsko nazivlje i grafija / *Pharmaceutical nomenclature*	30	0	0	0	2
	KMFI	Izborni predmet / *Elective Course*	30	0	0	0	3
	KMFP1	Stručna praksa I** / *Professional practice I***	0	0	0	15	1
	Ukupno obvezni / *Total mandatory*		195	60	150	15	30
Semestar: I. i III. / *Semester: 1st and 2nd*							
Izborni *Elective*	KMFI1	Sigurnost u laboratoriju / *Safety in Laboratory*	30	0	0	0	3
	KMFI2	Povijest farmacije / *History of Pharmacy*	30	0	0	0	3
	KMFI3	Farmaceutska muzeologija / *Pharmaceutical Museum*	30	0	0	0	3
	KMFI4	Društvena farmacija / *Social Pharmacy*	30	0	0	0	3
	KMFI5	Zdravstvena ekologija / *Ecology of Health*	30	0	0	0	3
	KMFI6	Farmaceutski marketing i komunikacija / *Pharmaceutical Marketing*	30	0	0	0	3
Godina studija: 2. godina / *Year of study: 2nd year*							
Semestar: III. / *Semester: 3rd*							
Obvezni *Mandatory*	KMF201	Analitička kemija II / *Analytical Chemistry II*	30	15	30	0	6
	KMF202	Organska kemija I / *Organic Chemistry I*	60	15	30	0	8
	KMF203	Farmaceutska mikrobiologija / *Pharmaceutical Microbiology*	30	0	30	0	5
	KMF204	Fiziologija / *Physiology*	45	45	15	0	8
	KMFI	Izborni predmet / *Elective Course*	30	0	0	0	3
	Ukupno obvezni / *Total mandatory*		195	75	105	0	30

POPIS PREDMETA / *LIST OF COURSES*							
Godina studija: 2. godina / *Year of study: 2nd year*							
Semestar: III. / *Semester: 3rd*							
STATUS	KOD *CODE*	PREDMET / *COURSE*	SATI U SEMESTRU / *HOURS IN SEMESTER*				ECTS
			P / *L*	S / *S*	V / *E*	T / *T*	
Semestar: IV. / *Semester: 4th*							
Obvezni *Mandatory*	KMF205	Organska kemija II / *Organic Chemistry II*	45	15	30	0	6
	KMF206	Farmakognozija / *Pharmacognosy*	60	15	30	0	7
	KMF207	Patofiziologija / *Pathophysiology*	30	15	15	0	5
	KMF208	Patologija / *Pathology*	15	15	15	0	4
	KMF209	Opća biokemija / *General Biochemistry*	30	0	15	10	4
	KMFI	Izborni predmet / *Elective course*	30	0	0	0	3
	KMFP2	Stručna praksa II** / *Professional practice II***	0	0	0	15	1
	Ukupno obvezni / *Total mandatory*		210	60	105	15	30
Semestar: III. i IV. / *Semester: 3rd and 4th*							
Izborni *Elective*	KMFI7	Elektroanalitika u farmaciji / *Electroanalytics in pharmacy*	30	0	0	0	3
	KMFI8	Osnove bioanorganske kemije / *Basic Bioinorganic Chemistry*	30	0	0	0	3
	KMFI9	Spremnici u farmaciji / *Containers in Pharmacy*	30	0	0	0	3
	KMFI10	Odabrana poglavlja farmaceutike / *Selected sections of Pharmaceutics*	30	0	0	0	3
	KMFI11	Dijetetika / *Dietetics*	30	0	0	0	3
	KMFI12	Farmaceutsko mjeriteljstvo / *Pharmaceutical measurements*	30	0	0	0	3
Godina studija: 3. godina / *Year of study: 3rd year*							
Semestar: V. / *Semester: 5th*							
Obvezni *Mandatory*	KMF301	Primijenjena biokemija / *Applied Biochemistry*	30	15	30	0	6
	KMF302	Farmaceutska kemija I / *Pharmaceutical Chemistry I*	45	15	60	0	9
	KMF303	Instrumentne metode analize u farmaciji / *Instrumental Methods of Analysis*	30	15	30	0	6
	KMF304	Kakvoća prirodnih ljekovitih proizvoda / *Quality of Natural Medicinal Products*	15	0	0	0	2
	KMF305	Fizikalna biokemija / *Quality of Natural Medicinal Products*	30	15	0	0	3
	KMFI	Izborni predmet / *Elective Course*	15	0	15	0	3
	Ukupno obvezni / *Total mandatory*		165	60	135	0	30
Semestar: VI. / *Semester: 6th*							
Obvezni *Mandatory*	KMF306	Farmaceutska kemija II / *Pharmaceutical Chemistry II*	30	15	0	0	4,5
	KMF307	Farmakopeja / *Pharmacopoeia*	30	15	30	0	5
	KMF308	Molekularna biologija s genetikom *Molecular Biology with Genetics*	30	15	30	0	5,5
	KMF309	Opća farmakologija / *General Pharmacology*	30	45	0	0	6
	KMF310	Operacije farmaceutske tehnologije *Operations of Pharmaceutical Technology*	30	15	30	0	5
	KMFI	Izborni predmet / *Elective Course*	15	0	15	0	3
	KMFP3	Stručna praksa III** / *Professional practice III***	0	0	0	15	1
	Ukupno obvezni / *Total mandatory*		165	105	105	15	30

POPIS PREDMETA / *LIST OF COURSES*							
STATUS	KOD *CODE*	PREDMET / *COURSE*	SATI U SEMESTRU / *HOURS IN SEMESTER*				ECTS
			P / *L*	S / *S*	V / *E*	T / *T*	
Semestar: V. i VI. / *Semester: 5th and 6th*							
Izborni *Elective*	KMFI13	Fitoterapija / *Phytotherapy*	15	0	15	0	3
	KMFI14	Stabilnost lijekova / *Drug Stability*	15	0	15	0	3
	KMFI15	Kozmetologija / *Cosmetology*	15	0	15	0	3
	KMFI16	Aromaterapija / *Aromatherapy*	15	0	15	0	3
	KMFI17	Genetska raznolikost autohtonih biljnih vrsta / *Genetic Diversity of Autochthonic Plants*	15	0	15	0	3
Godina studija: 4. godina / *Year of study: 4th year*							
Semestar: VII. / *Semester: 7th*							
Obvezni *Mandatory*	KMF401	Specijalna farmakologija I / *Special Pharmacology I*	30	0	30	0	4,5
	KMF402	Biokemija lijekova / *Drug Biochemistry*	45	15	30	0	7
	KMF403	Magistralni pripravci / *Extemporaneous Preparations*	15	15	15	0	3
	KMF404	Tehnologija sintetičnih lijekova / *Technology of Synthetic Drugs*	45	0	30	0	6
	KMF405	Farmaceutsko zakonodavstvo / *Pharmaceutical Legislation*	30	0	0	0	2,5
	KMF406	Farmaceutski oblici / *Pharmaceutical Formulations*	30	15	15	0	4
	KMFI	Izborni predmet / *Elective Course*	30	0	0	0	3
	Ukupno obvezni / *Total mandatory*		225	45	120	0	30
Semestar: VIII. / *Semester: 8th*							
Obvezni *Mandatory*	KMF407	Specijalna farmakologija II / *Special Pharmacology II*	30	15	0	0	4
	KMF408	Biotehnološki procesi farmaceutske industrije / *Biotechnological Process of the Pharmaceutical Industry*	30	0	30	0	4,5
	KMF409	Farmaceutska toksikologija / *Pharmaceutical Toxicology*	30	15	15	0	4,5
	KMF410	Imunologija i cjepiva / *Immunology and Vaccines*	30	15	15	0	4,5
	KMF411	Farmaceutska kontrola kakvoće / *Pharmaceutical Quality Control*	30	15	0	0	4,5
	KMF412	Znanstvena metodologija u farmaciji / *Scientific Methodology in Pharmacy*	15	15	15	0	4
	KMFI	Izborni predmet / *Elective Course*	30	0	0	0	3
	KMFP4	Stručna praksa IV** / *Professional practice IV***	0	0	0	15	1
	Ukupno obvezni / *Total mandatory*		195	75	75	15	30
Semestar: VII. i VIII. / *Semester: 7th and 8th*							
Izborni *Elective*	KMFI18	Mehanizmi kancerogeneze / *Mechanisms of Carcinogenesis*	30	0	0	0	3
	KMFI19	Osnove ekonomike farmaceutske industrije / *Economy of the Pharmaceutical Industry*	30	0	0	0	3
	KMFI20	Sudska farmacija / *Tribunal Pharmacy*	30	0	0	0	3
	KMFI21	Onkološka farmacija / *Oncological Pharmacy*	30	0	0	0	3
	KMFI22	Imunokemijske analitičke metode / *Immunochemical analytical methods*	30	0	0	0	3
	KMFI23	Farmaceutska forenzika / *Pharmaceutical Forensics*	30	0	0	0	3
	KMFI24	Istraživanje i razvoj lijekova / *Drug Research & Development*	30	0	0	0	3

POPIS PREDMETA / *LIST OF COURSES*							
STATUS	KOD *CODE*	PREDMET / *COURSE*	SATI U SEMESTRU / *HOURS IN SEMESTER*				ECTS
			P / *L*	S / *S*	V / *E*	T / *T*	
Godina studija: 5. godina / *Year of study: 5th*							
Semestar:IX. / *Semester: 9th*							
Obvezni *Mandatory*	KMF501	Farmaceutska skrb i samoliječenje *Pharmaceutical Care and Self-Medication*	30	15	0	0	3,5
	KMF502	Klinička farmakologija / Clinical Pharmacology	45	0	15	0	5,5
	KMF503	Klinička farmacija / Clinical Pharmacy	15	15	15	0	4
	KMF504	Klinička laboratorijska dijagnostika *Clinical Laboratory Diagnostics*	30	15	30	0	5
	KMF505	Farmaceutska etika i deontologija *Pharmaceutical Ethics and Deontology*	30	0	0	0	2
	KMF506	Farmakoterapija / Pharmacotherapy	30	15	0	0	4
	KMFDR	Diplomski rad** / Diploma Thesis**	0	0	75	0	6
	Ukupno obvezni / *Total mandatory*		180	60	120	0	30
Semestar: X. / *Semester: 10th*							
Obvezni *Mandatory*	KMFP5	Stručno osposobljavanje* * 6 mjeseci stručnoga osposobljavanja / *Professional traineeship * * 6 months of professional traineeship in public pharmacy*	0	0	0	940	30

ECTS-bodovi

ECTS-bodovi dodjeljivani su u nekoliko navrata i neprekidno se radi na njihovu usklađivanju. Isto tako, ECTS-bodovi pojedinih predmeta nastoje se uskladiti i na razini svih četiriju medicinskih fakulteta u RH, iako to zbog blagih razlika u programima nije uvijek moguće. Jedan ograničavajući čimbenik jest što svaka studijska godina ima jednak broj ECTS-bodova (60), iako je objektivno 3. godina na programima Medicine i Medicine na engleskom jeziku, odnosno 2. godina na programu Dentalne medicine najzahtjevnija. Osim po broju student-sati koji su dodijeljeni pojedinomu predmetu (predavanja, seminari i vježbe), ECTS-bodove dodjeljivali smo i prema ukupnom nastavnom opterećenju prema Hrvatskom kvalifikacijskom okviru.

Na Medicinskom fakultetu djeluju povjerenstva koja imaju zadaću unaprijediti sve elemente izvođenja studijskih programa. Uz povjerenstva koja su odgovorna za unaprjeđenje i kontrolu kvalitete, Povjerenstvo za nastavu na tjednoj osnovi kontrolira izvođenje nastave. Članovi Povjerenstva zaduženi su za pojedine studijske godine i njima se pročelnici katedara mogu obratiti zamijete li probleme u odvijanju nastave. Isto tako, njima se obraćaju pročelnici ako novija saznanja iz područja koje pokriva njihov predmet zahtijevaju promjenu, odnosno prilagodbu studijskoga programa. Povjerenstvo za nastavu prenosi takove zahtjeve Upravi Medicinskoga fakulteta, odnosno Fakultetskom vijeću, koji onda donose odgovarajuće odluke i upućuju ih Sveučilištu na daljnje postupanje.

Uvjeti i način studiranja za studijske programe Medicina i Dentalna medicina

Školska godina traje od 1. listopada do 15. srpnja kako bi se propisani broj sati programa (5.500) (XII. semestara) mogao obaviti a da se ne naruši preporuka da student u jednom tjednu nema više od 25-30 sati izravne nastave. Godina se ne dijeli na semestre, a nastava se odvija u blokovima (turnusima) za pojedine predmete.

Prvi ispitni rok predviđen je nakon završetka nastave (turnusa ili bloka), nakon nekoliko slobodnih dana (računajući i vikende i praznike). Taj se razmak određuje razmjerno duljini bloka nastavnoga predmeta na koji se odnosi. Drugi je ispitni rok između 16. i 31. srpnja, a treći i četvrti ispitni rokovi održavaju se u rujnu. Četvrti ispitni rok uvijek je ispit pred povjerenstvom. Student koji ne prikupi 42 ECTS-boda upisuje istu, a oni s 42-60 ECTS-bodova sljedeću godinu Programa.

ECTS credits

ECTS points have been allocated on several occasions and we have been constantly working on their adjustments. Accordingly, we have been trying to align ECTS points of all four medical schools in Croatia, although it is not easy to achieve due to minor program differences. One of the limiting factors is the fact that every study year has an equal number of ECTS points (60), even though the third year of Medicine and Medical Studies in English and the second year of Dentistry are the most demanding. We have allocated ECTS points according to both the number of teaching hours (lectures, seminars and exercises/practical classes) and the overall teaching workload according to the Croatian Qualifications Framework. There are several committees at our school that aim to enhance all elements of study programs and teaching. Besides the committees that supervise quality assurance and enhancement, there is also the Teaching committee. Its function includes weekly supervision of teaching and its potential issues. Members of the committee are in charge of different study years and they are contacted by heads of departments in case of problems related to teaching. Furthermore, heads of departments contact them if the latest discoveries relevant to their course require a certain degree of modification in the study program. Then the Teaching committee presents their problems and requirements to the School Council, which issues official decisions and passes them on to the University for the purpose of meeting further requirements.

Structure of Studies of Medicine and Dental Medicine

The academic year runs from October 1st to July 15th, so that the prescribed number of teaching hours (5.500) could be achieved without compromising the recommendation that a student should not have more than 25-30 hours of direct teaching in one week. Year is not divided into semesters, and classes are conducted in block sessions (cycles) for individual subjects.

After the teaching block finishes, students get a couple of free days in order to revise for the exam (including weekends and holidays) after which the first examination period is organized. The number of free days is determined by the length of the course itself. The first examination period begins a few days (counting weekends and holidays) after the end of all classes. The number of free days is calculated in proportion to the duration of the block to which it refers. The second examination period is held between 16th and 31st July, and

Nepoloženi ispiti upisuju se, slušaju i polažu ponovno, a školska godina nadopunjuje se predmetima sljedeće studijske godine do ukupno 60 ECTS-bodova.

Uvjeti i način studiranja za studijski program Farmacija

U strukturi integriranoga preddiplomskog i diplomskog studija Farmacije KTF-a i MF-a obvezni su predmeti na svim godinama studija, a izborni su predmeti predviđeni od I. do VIII. semestra. Izborni predmeti imaju svrhu obogaćivanja i nadograđivanja sadržaja osnovnih kolegija.

Predmeti studija obvezni za sve studente jednosemestralni su, a rad i zalaganje na kolegijima te svaki položeni ispit donose odgovarajući broj ETCS-bodova. Pri ETCS-vrjednovanju kolegija vodilo se računa o objektivnoj težini (relevantnosti) kolegija u pojedinom semestru. U tom smislu različito su vrjednovani temeljni, stručni i drugi predmeti. Izborni kolegiji u svakom semestru vrjednovani su istim brojem bodova. Stručna je praksa predviđena u svakom parnom semestru i vrjednovana je 1 ECTS-bodom. Nakon IX. semestra slijedi 6 mjeseci stručnoga osposobljavanja u javnoj ili bolničkoj ljekarni, što je vrjednovano s 30 ECTS-bodova. Diplomski se rad polaže nakon stručnoga osposobljavanja, a vrjednovan je sa 6 ECTS-bodova.

Od I. do IX. semestra studenti uz predavanja pohađaju seminare i vježbe koje su za sve kolegije obvezni. Vježbe se izvode prema određenom semestralnom rasporedu i pretežno su laboratorijske. Seminari se organiziraju na pretežno svim temeljnim kolegijima.

Student stječe pravo upisa u višu godinu studija stjecanjem najmanje 50 ECTS-bodova iz prethodne godine studija, uz obvezu testiranja semestara, pohađanja nastave i sudjelovanja u vježbama (seminarima), obvezu izrade seminarskih radova tamo gdje ona bude utvrđena.

the third and the fourth are held in September. The fourth examination period is always held in front of the examination committee. Students who fail to collect 42 ECTS enrols the same year, while those with 42-60 ECTS enrol next year of the Program. Failed exams are enrolled and taken again, and the academic year is supplemented with the courses from the following year to a total of 60 ECTS points.

Structure of Study of Pharmacy

From the academic year 2010/2011 FCM and SM have started to jointly organize and implement the Study of Pharmacy in Split, and all obligatory courses are distributed on all academic years of the study program, whereas elective courses are organized between Ist and VIIIth semester. Elective courses aim to enhance and upgrade student's knowledge acquired through obligatory courses.

All obligatory courses are one semester long, and following examination students get adequate number of ECTS points. ECTS points are allocated according to both the number of teaching hours (lectures, seminars and exercises/practical classes) and the overall teaching workload according to the Croatian Qualifications Framework. All elective courses carry the same number of ECTS points. Professional practice is organized in every even semester and carry 1 ECTS point. Six-months professional practice in a public or hospital pharmacy is organized after IX semester, allocating 60 ECTS points. Diploma thesis follows professional practice and allocates 60 ECTS points.

From Ist to IXth semester, besides lectures, students attend seminars and exercises which are mandatory for all courses. Exercises are organized as laboratory exercises with lot of practical work. Students have a right to enrol into the higher study year if they acquire 50 ECTS points.

Literatura / *References*

1. Marušić A, Marušić M. Teaching students how to read and write science: a mandatory course on scientific research and communication in medicine. Acad Med 2003;78:1235-1239.
2. Chenot J F. Undergraduate medical education in Germany. GMS German Medical Science. 2009;7:1-11.
3. Mayou R, Sharpe M, Carson A. ABC of psychological medicine. London: BMJ Books; 2003.

prof. dr. sc. Ante Tonkić / Prof Ante Tonkić, MD, PhD
izv. prof. dr. sc. Renata Pecotić / Assoc Prof Renata Pecotić, MD, PhD

Ceremonija potpisivanja Ugovora s REGIOMED Kliniken / *Ceremony of Signing the Contract of Collaboration with REGIOMED Kliniken*

Studij Medicina na engleskom jeziku

Konkretna ideja o pokretanju cjelovitoga studijskog programa medicine na engleskom jeziku razrađena je u mandatu prof. dr. sc. Stipana Jankovića, a izborom prof. dr. sc. Matka Marušića za dekana Medicinskoga fakulteta u Splitu počinju se poduzimati konkretni koraci za ostvarenje toga cilja. Prof. dr. sc. Ivan Pavić kao tadašnji rektor Sveučilišta u Splitu intenzivno je nastojao potaknuti sastavnice Sveučilišta na organizaciju takvih studija, pri čemu Medicinski fakultet ponovno iskače kao sastavnica koja je potpuno samostalno sposobna organizirati studijski program na engleskom jeziku. Činjenica je da danas, šest godina od pokretanja studija, on ostaje jedini takve vrste na splitskom Sveučilištu te drugi u Hrvatskoj.

Jedna od prvih odluka prof. dr. sc. Matka Marušića nakon stupanja na dužnost dekana u listopadu 2009. godine bila je imenovanje prof. dr. sc. Zorana Valića na mjesto pomoćnika dekana za integrirani preddiplomski i diplomski sveučilišni studij Medicina na engleskom jeziku.

Nakon imenovanja te najave o osnivanju studija na Fakultetskom vijeću Medicinskoga fakulteta donosi se odluka kako će studij na engleskom jeziku u svojim programskim načelima biti istovjetan studiju medicine na hrvatskom jeziku, s izuzetkom učenja hrvatskoga jezika. Prihvaćanje toga načela olakšat će poslije Sveučilištu u Splitu donošenje odluke o izvođenju studija. U razdoblju koje slijedi odvijaju se intenzivni razgovori s pročelnicima svih katedara. Provodi

Medical studies in english

The idea of establishing the full curriculum of the study programme Medicine in English language was elaborated during the mandate of Prof. Stipan Janković, and following the election of Professor Matko Marušić as the Dean of the University of Split School of Medicine (USSM) represented a crossroad in the process of establishing complete six year study program Medicine in English language at USSM. Professor Ivan Pavić, who was the Rector of University of Split at that time, actively supported all faculties in their plans to organize programmes in English language. Once more the USSM was the leader, and organized the study programme relying completely on its staff members and employees. It is still the only programme of its kind at the University of Split, and second in Croatia.

One of the first decisions of Prof Marušić as a new Dean was to appoint Prof. Zoran Valić to a position of Dean's Assistant for establishing integrated undergraduate and graduate study programme Medical Studies in English in October of 2009.

It was also decided that the study programme will be identical to the programme of Medical Studies in Croatian. This made the decision on establishing such a programme by the University of Split much easier. The strategy was presented at the USSM Faculty Council and was followed by intensive discussion period with the departments' heads. Teaching staff members were selected and curricula were created in

se odabir predmetnih nastavnika te izrađuju odgovarajući opisi predmeta na engleskom jeziku. Posebna se pozornost poklanja odabiru recentnih udžbenika iz pojedinih predmeta. Istovremeno s izradom prijedloga studijskoga programa bilo je potrebno izraditi još nekoliko dokumenata. U prvom redu radilo se o izradi Elaborata isplativosti utemeljenja medicinskog studija na engleskom jeziku koji je za potrebe Fakulteta izradila tvrtka Doxtus poduzetnički centar. Oni u svom zaključku ističu: „Razrada projekta studija medicine na engleskom jeziku, a posebno dinamički proračun prihoda i rashoda pokazao je da je studij prostorno, organizacijski, ekonomski i financijski moguć i opravdan". Sve potrebne podatke za izradu elaborata osigurala je tadašnja Uprava Fakulteta te je on u završnom obliku dostavljen Fakultetu u srpnju 2010. godine. Nadalje, zbog recenzijskoga postupka bilo je nužno izraditi i dokument koji detaljno opisuje raspoložive prostore i opremu Medicinskoga fakulteta, a pristupa se i izradi mrežnih stranica radi bolje informiranosti potencijalnih kandidata o planovima vezanima za studij.

Svi navedeni dokumenti upućeni su Fakultetskomu vijeću Medicinskoga fakulteta na usvajanje na 10. redovitoj sjednici održanoj 15. srpnja 2010. godine. Nakon što su prijedlozi usvojeni velikom većinom glasova, upućeni su Sveučilištu u Splitu na daljnji postupak.

Prof. Valić u srpnju 2010. godine prestaje biti pomoćnikom dekana i članom Uprave Fakulteta, no od 1. kolovoza iste godine nastavlja koordinirati postupak osnivanja studija u svojstvu njegova voditelja.

Sveučilište u Splitu prijedlog studijskoga programa zajedno s ostalim dokumentima upućuje u recenzijski postupak te nam u siječnju 2011. godine dostavlja recenziju. Medicinski fakultet uspješno odgovara na sve primjedbe recenzenata te potkraj istoga mjeseca odgovor i sve ispravljene dokumente ponovno vraća na Sveučilište.

Cjelokupni postupak završava na 54. sjednici Senata Sveučilišta u Splitu održanoj 16. veljače 2011. godine na kojoj su donesene sljedeće odluke:

1. U skladu s čl. 20. st. 10. Zakona o osiguravanju kvalitete u znanosti i visokom obrazovanju Senat Sveučilišta u Splitu osniva/prihvaća studijski program integriranoga preddiplomskoga i diplomskoga sveučilišnog studija Medicina na engleskom jeziku.

English language. Special attention was drawn to the selection of appropriate textbooks. In parallel with development of the study programme, several documents needed to be inscribed. First of all, the study on the cost-effectiveness of establishing a new program was required. USSM contracted company named Doxtus entrepreneurial center for financial analysis and creation of such document. In their conclusion in Croatian language they said: "Operational steps in establishing the study programme Medical studies in English, with special attention to calculations of income and expenses, show that Programme meets all requirements. Enough space is available, organizational capabilities are at desirable levels, and Programme is financially sound and its launching is justified". All necessary details needed for analysis were provided by USSM and final report was delivered in July 2010. USSM also produced a document describing in details its facilities and allocated scientific equipment. For greater visibility of the Programme to potential candidates the new web pages were also created.

All abovementioned documents were accepted by the USSM Faculty Council at its regular session held on July 15th 2010 by great majority of votes. Then they were submitted to the University of Split for further legal procedure.

In July 2010, Professor Valić resigned as Dean's Associate and the member of USSM management, but continued to coordinate the process of study establishment.

University of Split sent the Programme and rest of the documents to peer review process and in January of 2011 USSM received comments from the reviewers. USSM managed to respond to reviews in the same month.

Establishment procedure ended at the 54th session of the University of Split Senate held on February 16th 2011. Following two decisions were made:

1. University of Split Senate establishes/accepts the study programme Medical studies in English.
2. Since this Program will not be funded by the State budget, it can be launched in academic year 2011/2012.

After positive decisions of the University of Split Senate, USSM published the first Public Call for enrollment of students into the first year of the Programme in academic year 2011/2012. Tuition fee was set to 52.500,00 Kuna (approximately 7.000,00 Euro). Although idea of establishing study

2. Studij iz točke 1. neće se financirati sredstvima državnoga proračuna u smislu čl. 20. st. 10. Zakona o osiguravanju kvalitete u znanosti i visokom obrazovanju te se može početi izvoditi od akademske godine 2011./2012.

Nakon tih odluka Senata Medicinski fakultet u Splitu raspisao je prvi natječaj za upis studenata u prvu godinu studija u akademskoj godini 2011./2012. U sklopu natječaja određen je i iznos godišnje školarine od 52.500,00 kuna. Iako je ideja o osnivanju studija na engleskom jeziku pretpostavljala kako je on ponajprije namijenjen stranim studentima, pod jednakim uvjetima na studij se mogu upisati i završeni hrvatski gimnazijalci.

Slijedila je intenzivna promidžba studijskoga programa i iznalaženje rješenja za probleme vezane uz smještaj studenata, njihovu prehranu i zdravstveno osiguranje. Sva pronađena rješenja i pravila za postupanje ažurirana su na mrežnim stranicama kako bi bila što dostupnija budućim studentima. Nažalost, na prvi natječajni rok javio se ograničeni broj kandidata tako da je bilo potrebno raspisati i drugi krug natječaja. Naposljetku je za upis u prvu godinu programa akademske godine 2011./2012. odabran 21 kandidat.

U razdoblju između raspisivanja natječaja i konačnoga upisa studenata Fakultetsko vijeće izabralo je prof. dr. sc. Dragana Ljutića za novoga dekana Medicinskoga fakulteta u Splitu i novu Upravu. Oni su jednoglasno odlučili nastaviti započete aktivnosti, stoga je nastava na studiju Medicina na engleskom jeziku započela 3. listopada 2011. godine uvodnim predavanjem prof. dr. sc. Dragana Ljutića. On imenuje prof. dr. sc. Zorana Valića svojim pomoćnikom za integrirani studij Medicina na engleskom jeziku 1. listopada 2011. godine, a nakon što je Sveučilište 2012. godine odobrilo biranje prodekana za engleski studij na Medicinskom fakultetu, prof. Valić tu dužnost obnaša do današnjega dana.

Nastava se bez značajnijih problema organizirala za svaku sljedeću godinu. Pri tome je proširenje prostornih kapaciteta ostvareno uz veliko osobno zalaganje prof. Ljutića i cjelokupne Uprave bilo od presudne važnosti te su studenti svih naših studijskih programa smješteni u vrlo reprezentativnim novim prostorima. Uz kvalitetu održane nastave, to je vjerojatno jedan od bitnih razloga zašto u sljedećim godinama nismo imali problema za popunjavanje upisne kvote studenata već u prvom upisnom roku, iako je ona već sljedeće akademske godine povećana na 50 upisnih mjesta.

program in English language assumed that most of the students will come from abroad, the program is open for Croatian high school graduates under the same conditions.

Intensive advertising of study programme continued. Problems related to student accommodation, use of student restaurants and health insurance were solved and information was easily accessible to future students on the School's website. Unfortunately, limited number of applications arrived, so the second Public Call had to be published in September of the same year. Finally, 21 candidates were enrolled into first year of the Programme in academic year 2011/2012.

In the period between Public Call publication and beginning of the new academic year USSM Faculty Council elected Professor Dragan Ljutić as the Dean of USSM along with the new management. They unanimously decided to continue with undertaken activities. Classes of the integrated study programme Medical Studies in English officially started on October 3rd with introductory lecture given by Prof. Ljutić. He appointed Prof. Valić as Dean' Associate for the study programme Medical Studies in English. Starting from academic year 2012/2013 University of Split approved that USSM can elect Vice Dean for Medical Studies in English and Prof. Valić has was elected and remained at that position to this day.

USSM was able to organize classes for each academic year without any major problems. Completion of construction of two additional buildings within the USSM campus, achieved by great personal effort of Prof. Dragan Ljutić and his administration, greatly improved our teaching capacities. Alongside with the quality of teaching, it enabled USSM to successfully attract enough candidates to fulfill its 50 available student slots.

By early March 2012, Mrs. Shelly Pranić was employed as an administrator in the Student Office. As a native speaker of English language she was crucial for everyday communication with enrolled students. However, she enrolled into USSM postgraduate program and had to resign. Ms. Kristina Bradarić succeeded her and very enthusiastically took over all duties of the Student Office. Independent and full of initiative, she made work assignments and life of many students much easier. Unfortunately, at the beginning of academic year 2015/2016 she took position outside of USSM which better suited her professional carrier. Mrs. Natalia Cotić, a USSM employee at the Department for Science, Postgraduate Studies

Do početka ožujka 2012. u studentskoj referadi bila je angažirana gđa Shelly Pranić. Kao izvorna govornica engleskoga jezika na sebe je preuzela svakodnevnu komunikaciju sa studentima, no zbog upisa na doktorski studij nije bila u mogućnosti obavljati navedeni posao. Na njezino mjesto zaposlena je gđica Kristina Bradarić, koja je od početka vrlo agilno preuzela sve zadaće studentske referade. Samostalna i samoinicijativna u svakodnevnom radu, značajno je olakšala odvijanje radnih zadataka i život brojnim studentima. Nažalost, početkom akademske godine 2015./2016. otišla je na radno mjesto izvan Medicinskoga fakulteta, a na njezino je mjesto prešla gđa Natalia Cotić iz Službe za znanost, poslijediplomsku nastavu i stalno medicinsko usavršavanje, koja izvrsno preuzima sve složenije djelovanje studentske referade.

Prof. dr. sc. Zoran Đogaš stupio je na mjesto dekana Medicinskoga fakulteta u Splitu 1. listopada 2015. godine. Pod njegovim vodstvom, a uz svesrdnu pomoć prof. dr. sc. Dragana Primorca i rektora Sveučilišta u Splitu prof. dr. sc. Šimuna Anđelinovića započeti su pregovori o širokoj suradnji s REGIOMED Kliniken iz Bavarske, Njemačka. Ti su pregovori rezultirali potpisivanjem tripartitnoga ugovora na Medicinskom fakultetu u Splitu 7. ožujka 2016. godine, a njihova bolnica u Coburgu postala je nastavna baza Fakulteta. Neposredna posljedica potpisivanja ugovora bila je povećanje upisne kvote studenata na studiju Medicina na engleskom jeziku na 60 raspoloživih mjesta. Ugovorom je predviđeno kako će 30 studenata svoj program u potpunosti ostvariti u nastavnim bazama u Hrvatskoj. Preostalih 30 kandidata prve bi tri godine studiralo u Splitu, a potom bi sukladno kadrovskim mogućnostima nastavne baze u Coburgu najveći dio nastavnoga programa ostvarili u sjevernoj Bavarskoj. Dugoročno gledano ta bi suradnja trebala dovesti do osnivanja novoga medicinskog fakulteta u Coburgu. Nakon potpisivanja ugovora donesena je odluka da se od akademske godine 2016./2017. iznos godišnje školarine poveća na 68.400,00 kuna u dogovoru s Medicinskim fakultetom u Zagrebu koji je donio istovjetnu odluku. REGIOMED Kliniken odlučio je osigurati sredstva za zaposlenje još jedne osobe u referadi engleskoga studija.

Kao što je navedeno i u poglavlju monografije o reakreditaciji, Ministarstvo znanosti, obrazovanja i sporta izdalo je 27. svibnja 2016. godine potvrdu kojom se potvrđuje da Medicinski fakultet Sveučilišta u Splitu ispunjava uvjete djelatnosti visokoga obrazovanja koji se odnose na studijski program Medicina na engleskom jeziku (klasa:

and Continuous Medical Education, was then transferred to the Student Office and has been excellently managing more and more complicated tasks.

Professor Zoran Đogaš was elected as the USSM current Dean in spring of 2015, and started his mandate in October 2015. Under his leadership, and with great initiative from Prof. Dragan Primorac (former Minister of Science, Education and Sports) and Prof. Šimun Anđelinović (Rector of the University of Split) extensive negotiation with REGIOMED Kliniken from Bavaria, Germany were initiated. Negotiation was finalized by signing a contract between USSM, REGIOMED Kliniken and University of Split on March 7th 2016. Hospitals in Coburg and neighboring towns became teaching facility of USSM. As a direct consequence, USSM increased number of positions available to students in English programme to 60. Contract envisions that 30 students will complete their full education in Croatia, and the remaining 30 candidates would spend first three years of studying in Split and finish their medical training in Germany. In the long run, this cooperation should lead to the establishment of the new REGIOMED School of Medicine in Coburg. USSM made a decision to increase its annual tuition fee to 68.400,00 Kuna (approximately 9.000,00 Euro). REGIOMED Kliniken decided to support employment of additional personnel in the Student Office.

As it is stated in reaccreditation chapter of this monography, Ministry of Science, Education and Sports, on May 27th 2016, issued the Certificate which confirms that USSM met all conditions for performing activities of higher education in relation to its Medical Studies in English, which concluded accreditation process for this study programme and enabled USSM to conduct it in the next five year period until the next reaccreditation process.

UP/I-602-04/15-13/00039, ur. broj: 533-20-16-0006), čime je završen akreditacijski proces za taj studijski program i od nadležnoga tijela dobivena dopusnica za njegovo izvođenje u sljedećem petogodišnjem razdoblju.

prof. dr. sc. Zoran Valić / Prof Zoran Valić, MD, PhD

NASTAVNE BAZE
COLLABORATIVE TEACHING INSTITUTIONS

1.10.2016. / October 1th, 2016

1	Klinički bolnički centar Split	*University Hospital of Split*
2	Opća bolnica Zadar	*General Hospital Zadar*
3	Opća bolnica Dubrovnik	*General Hospital Dubrovnik*
4	Opća bolnica Vukovar	*Vukovar General Hospital*
5	Zavod za hitnu medicinu Splitsko-dalmatinske županije	*Emergency Department of Split-Dalmatia County*
6	Nastavni zavod za javno zdravstvo Splitsko-dalmatinske županije	*Teaching Public Health Institute of Split-Dalmatia County*
7	Specijalna bolnica za medicinsku rehabilitaciju „Kalos", Vela Luka	*"Kalos" Rehabilitation Hospital in Vela Luka*
8	Dom zdravlja Splitsko-dalmatinske županije	*Split-Dalmatia County Community Health Centre*
9	Stomatološka poliklinika Split	*Split Dental Outpatient Clinic*
10	Stomatološka ordinacija sa zubotehničkim laboratorijem mr. sc. Ognjen Šikić, dr. med. dent.	*Dental Clinic and Lab Ognjen Šikić, DMD, MSc, private practice*
11	Ordinacija dentalne medicine sa zubotehničkim laboratorijem dr. Brano Tot	*Dental clinic and Lab "Dr. Brano Tot", private practice*
12	Privatna stomatološka ordinacija dr. sc. Davor Seifert, dr. med. dent.	*Dental Clinic Davor Seifert, DMD, PhD, private practice*
13	Dental centar RPG d. o. o.	*Dental Centre RPG Ltd*
14	Univerzitet u Sarajevu, Stomatološki fakultet sa klinikama u Sarajevu	*University in Sarajevo, Faculty of Dental Medicine with Clinics*
15	Centar za rehabilitaciju „Mir"	*Rehabilitation Centre "Mir"*
16	Univerzitet u Sarajevu, Farmaceutski fakultet	*University of Sarajevo, Faculty of Pharmacy*
17	Farmaceutsko-biokemijski fakultet Sveučilišta u Zagrebu	*University of Zagreb, Faculty of Pharmacy and Biochemistry*
18	Ljekarna Splitsko-dalmatinske županije	*Split-Dalmatia County Pharmacy*
19	Agencija za lijekove i medicinske proizvode	*The Agency for Medicinal Products and Medical Devices of Croatia*
20	Jadran Galenski Laboratorij d.d.	*Jadran Galenski Laboratorij Plc*
21	Medicinski fakultet Sveučilišta u Mostaru	*University of Mostar, Faculty of Medicine*
22	Medicinski fakulteti Sveučilišta u Zagrebu, Rijeci, Osijeku i Splitu – Sporazum o međufakultetskoj suradnji u području znanstvenih poslijediplomskih studija	*Schools of medicine at University of Zagreb, Rijeka, Osijek and Split – collaborating in doctoral level studies*
23	Zavod za pomorsku medicinu Split	*Institute of Naval Medicine in Split*
24	Psihijatrijska bolnica Rab	*Psychiatric Hospital Rab*
25	REGIOMED-Kliniken	*REGIOMED-Kliniken*

26	Specijalna bolnica za ortopediju, kirurgiju, internu medicinu, neurologiju, fizikalnu medicinu i rehabilitaciju Sveta Katarina	*Orthopedics, surgery, internal medicine, neurology and physical medicine and rehabilitation specialty hospital St. Catherine*

ZNANSTVENO-ISTRAŽIVAČKA DJELATNOST
SCIENTIFIC RESEARCH ACTIVITIES

Znanstveno-istraživačka djelatnost važna je aktivnost fakulteta temeljem koje se on procjenjuje i vrednuje. Odmah nakon osamostaljenja Medicinskoga fakulteta u Splitu 1997. godine započela je značajnija znanstvena aktivnost na temeljnim katedrama našega Fakulteta, a tijekom vremena znanstvena aktivnost značajno se povećala i na kliničkim katedrama u KBC-u Split. Suradnja između istraživača bazičnih i kliničkih katedara i zavoda dovela je do objavljivanja važnih interdisciplinarnih znanstvenih radova. Djelatnici Fakulteta organizirali su mnoge znanstvene kongrese i skupove, od kojih su neki imali najvišu međunarodnu razinu, a znanstvenici Fakulteta dobili su mnoga domaća i međunarodna priznanja i nagrade. Tijekom proteklih 20 godina djelatnici Medicinskoga fakulteta u Splitu objavljivali su sve više radova u časopisima indeksiranima u bazi Web of Science (WoS), posebice u posljednjih nekoliko godina. Tako se od 2007. godine do danas broj radova (znanstvenih radova, preglednih članaka i pisama uredniku) indeksiranih u WoS-u popeo s 85 na 172, a značajno je porasla citiranost navedenih radova.

Scientific research activities are important activities of the School of Medicine in Split since they represent the basis for the faculty assessment and evaluation. In 1997, immediately after separation of the School of Medicine in Split from the University of Zagreb, an important scientific activity began at basic and clinical departments of our School, which over time significantly increased in the clinical departments of the University Hospital of Split. Collaboration between researchers in basic and clinical departments and institutes led to publication of important interdisciplinary scientific papers. Employees of the School have organized many scientific congresses and symposia, some of which were at the highest international level, while the researchers of the School received many national and international awards and prizes. Over the past 20 years, teachers at the School of Medicine have been publishing more and more papers in journals indexed in WoS, especially in recent years. Thus, from 2007 until today the number of papers (articles, reviews and letters) indexed in WoS has increased from 85 to 172, and their citations have also significantly increased.

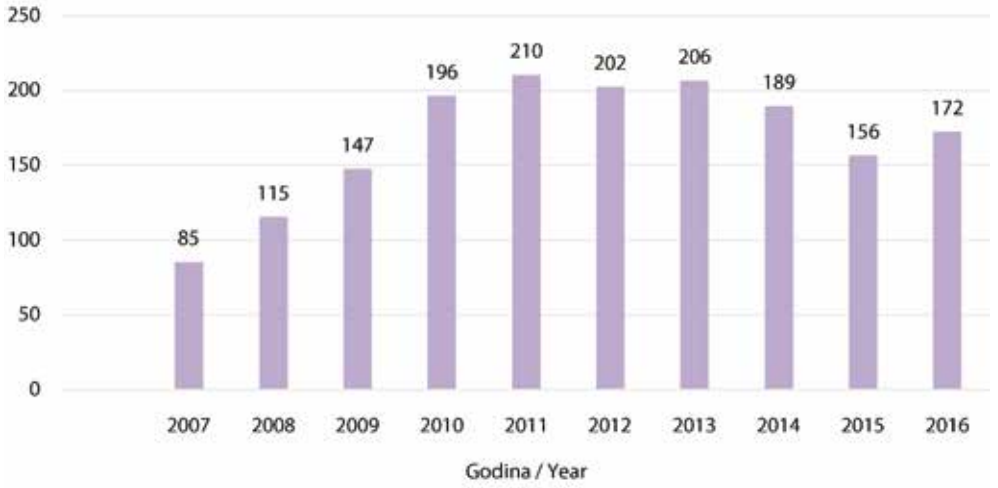

Broj znanstvenih radova, pregledanih članaka i pisama uredniku
No. of articles, reviews and letters

Slika 1. Broj publikacija (znanstveni radovi, pregledni članci i pisma uredniku) u bazi Web of Science 2007. – 2016.
Figure 1: Number of papers (articles, reviews and letters) in Web of Science database 2007 – 2016

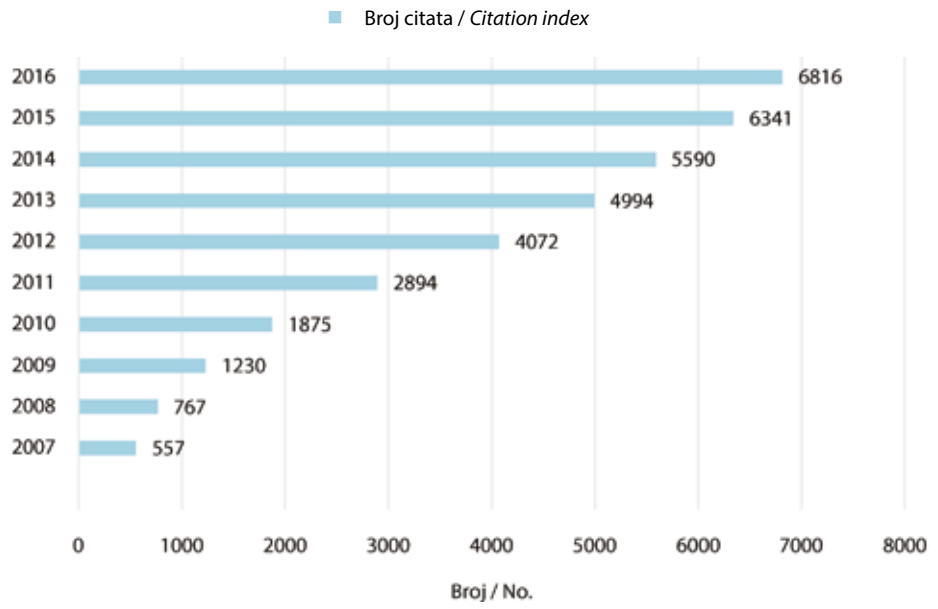

Slika 2. Citiranost publikacija (znanstveni radovi, pregledni članci i pisma uredniku) prema bazi Web of Science 2007. - 2016.
Figure 2: Number of citations (articles, reviews and letters) according to the Web of Science database 2007 - 2016

Po svojoj znanstveno-istraživačkoj djelatnosti Medicinski fakultet Sveučilišta u Splitu prepoznat je kao vodeća ustanova u Republici Hrvatskoj. Prosječna vrijednost čimbenika odjeka časopisa (impact factor ili IF) u kojima se objavljuju rezultati istraživanja našega Fakulteta također je u značajnom porastu tijekom proteklih godina.

Based on these scientific achievements, the School of Medicine University of Split has become the leading institution in Croatia. The average impact factor (IF) values of journals which publish research results coming from our School of Medicine has also significantly increased during the few last years.

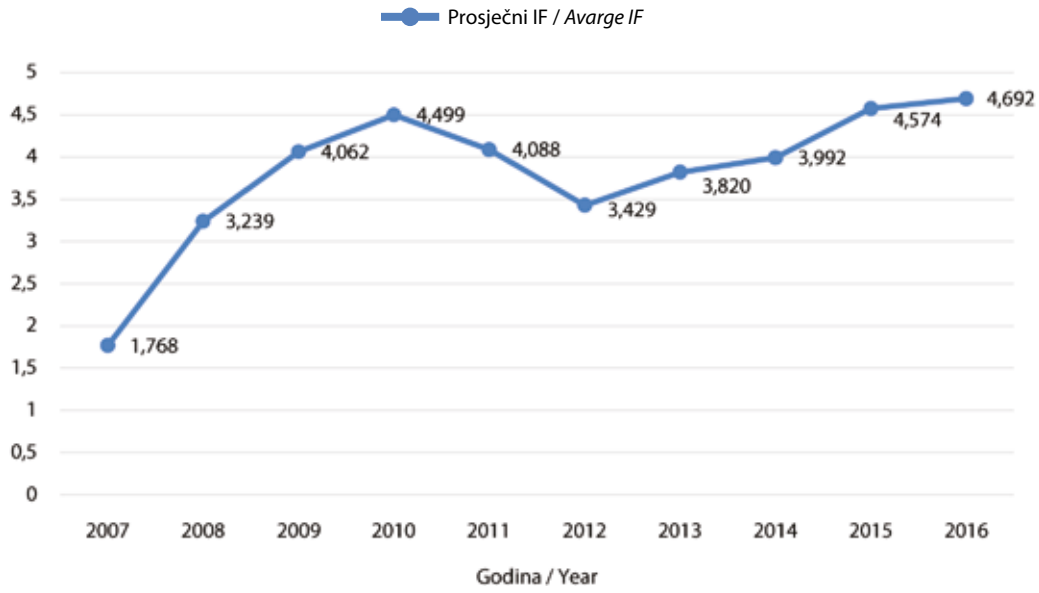

Slika 3. Prosječni impact factor (IF) publikacija u WoS-u 2007. – 2016. / *Figure 3: Average impact factor (IF) of publications in WoS 2007 – 2016*

Prosječni broj znanstvenika i znanstvenih novaka na Fakultetu rastao je u razdoblju između osnutka Fakulteta 1997. i 2012. godine. Nažalost, posljednjih godina taj se trend promijenio zbog odsutnosti odgovarajuće financijske i svekolike potpore znanstvenomu radu u RH i nemogućnosti otvaranja novih radnih mjesta.

The number of scientists and research fellows at the School of Medicine grew in the period between the separation of the School in 1997 and 2012. Unfortunately, in recent years this trend has changed due to the lack of adequate financial and overall support for scientific work in Croatia, as well as the impossibility of creating new job positions.

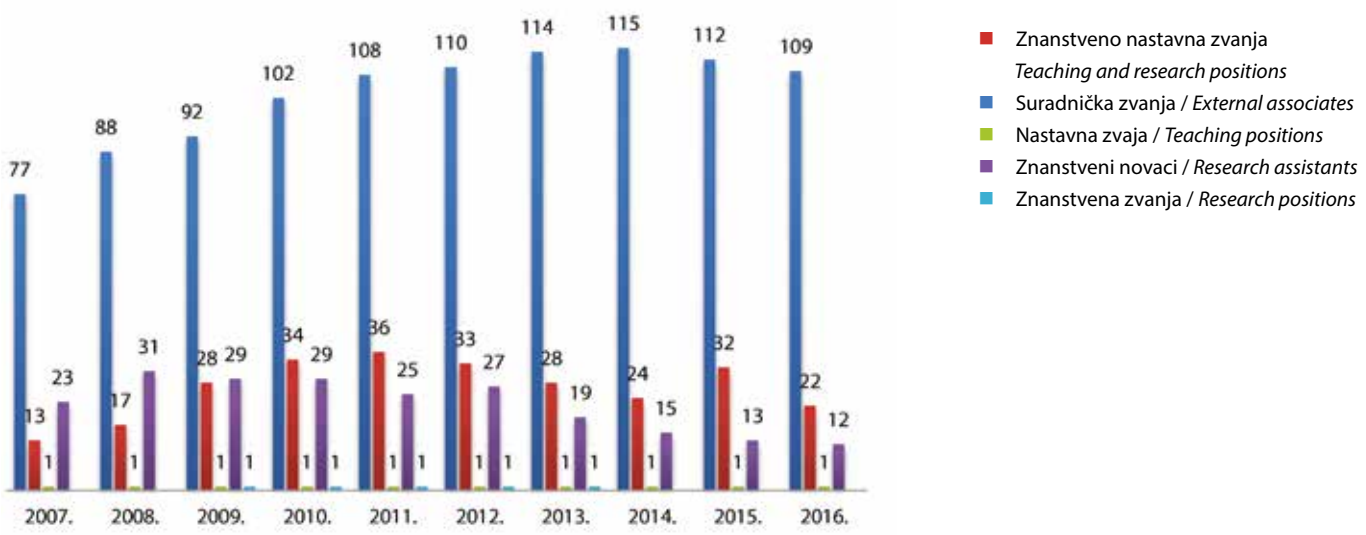

Slika 4. Broj znanstvenika i znanstvenih novaka na Medicinskom fakultetu u Splitu 2007. - 2016.
Figure 4: Number of researchers and research assistants at the School of Medicine in Split 2007 – 2016

Neposredno nakon osamostaljenja Medicinskoga fakulteta u Splitu glavnina znanstveno-istraživačke djelatnosti organizirana je kroz domaće projekte, natječajima Ministarstva znanosti, obrazovanja i športa (MZOŠ) ili Hrvatske zaklade za znanost (HRZZ), a posljednjih deset godina povećao se i broj međunarodnih projekata.

Following the separation of School of Medicine in Split, the majority of scientific research was conducted within national projects of Ministry of Science, Education and Sports (MSES) or Croatian Science Foundation (CSF). In the last 10 years, the overall number of international projects has increased as well.

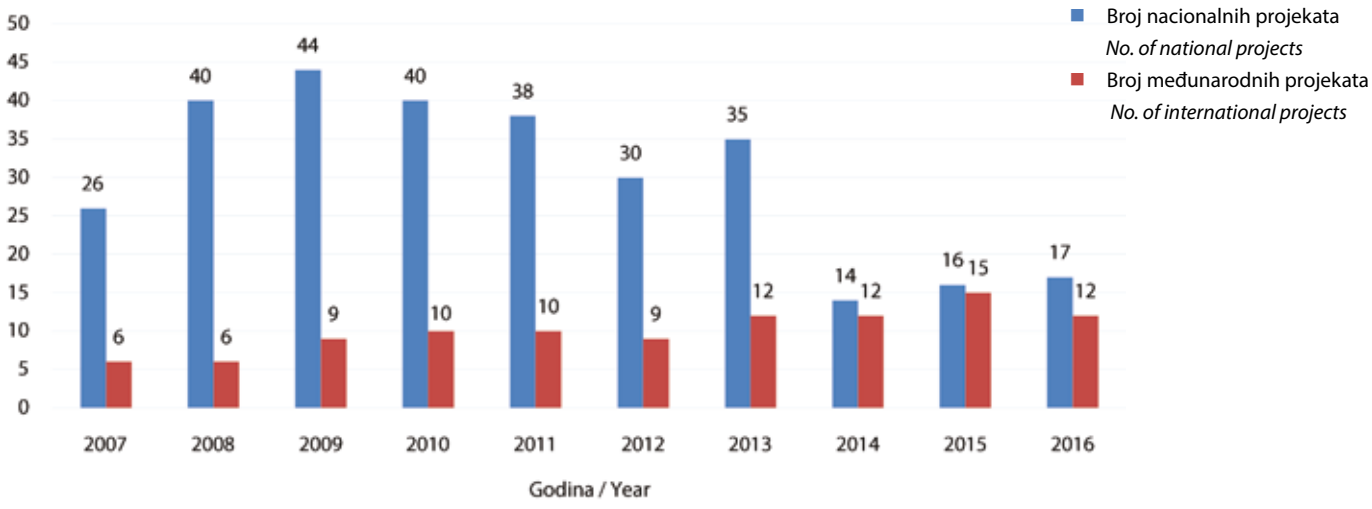

Slika 5. Broj domaćih i međunarodnih projekata na Medicinskom fakultetu u Splitu 2007. – 2016.
Figure 5: Number of national and international projects at the School of Medicine 2007 – 2016

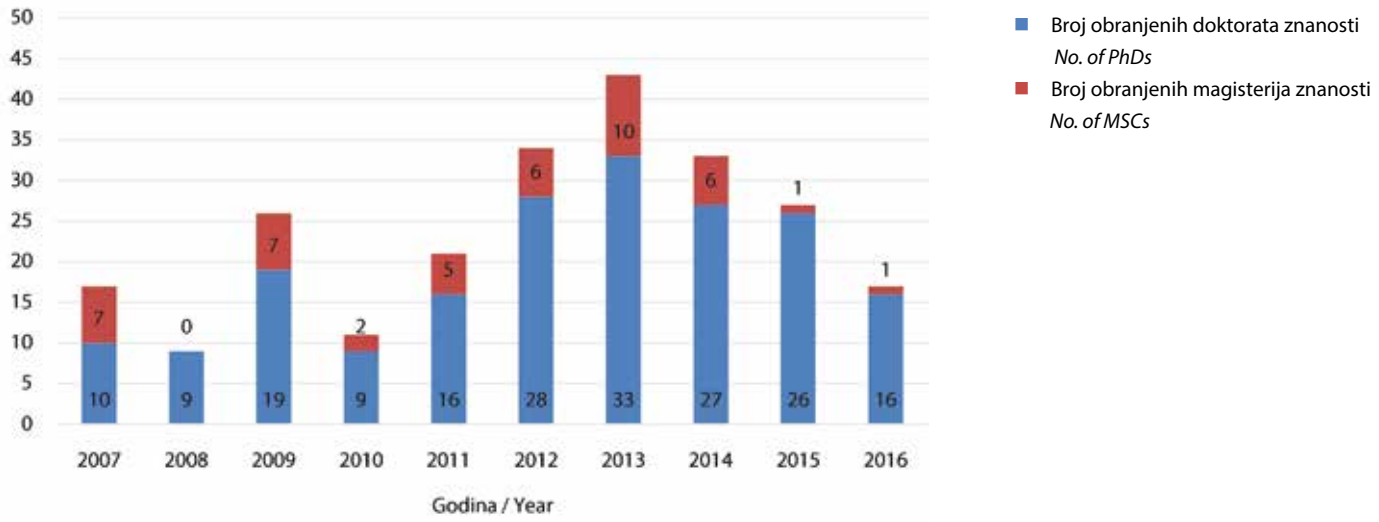

Slika 6. Broj obranjenih magisterija i doktorskih disertacija na Medicinskom fakultetu u Splitu 2007. – 2015. /
Figure 6: Number of Master's and PhD degrees obtained at the School of Medicine in Split 2007 – 2015

U proteklom razdoblju naš Fakultet razvio je bogatu međunarodnu znanstveno-istraživačku suradnju te povećao ulaganja u opremu, kako iz sredstva MZOŠ-a tako i iz sredstava Fakulteta. Znanstveno-istraživačke aktivnosti detaljnije su prikazane u poglavljima koja se odnose na pojedine katedre. Medicinski fakultet u Splitu 1999./2000. ustrojio je svoj prvi poslijediplomski znanstveni studij Temeljne i kliničke medicinske znanosti. Razvojem novih poslijediplomskih studija stvoreni su uvjeti za osnivanje Doktorske škole, a mogućost upisivanja većega broja studenata i odabira različitih znanstvenih smjerova dovela je do značajnoga porasta broja i znanstvene razine doktorskih disertacija i magisterija. Također je osnovan specijalistički poslijediplomski studij na engleskom jeziku Medicina spavanja.

During the same period, the School has developed a rich international scientific collaboration and encouraged the investments into scientific equipment, primarily from MSES funds, but from its own as well. Scientific activities are presented in more detail in the sections related to individual departments and clinics.

School of Medicine in Split organized its first postgraduate study program in Basic and clinical medical sciences in year 1999/2000. The development of new postgraduate studies enabled the foundation of Doctoral school, while possibility of entering a larger number of students and selection of thematically different doctoral programs led to a significant increase in the number and scientific level of doctoral and master's theses. The new specialist postgraduate study in English, called Sleep medicine, was established as well.

prof. dr. sc. Mirna Saraga-Babić / Professor Mirna Saraga-Babić, MD, PhD
prof. dr. sc. Janoš Terzić / Professor Janoš Terzić, MD, PhD

DRŽAVNE NAGRADE ZA ZNANOST
NATIONAL SCIENCE AWARDS

Od 2007. do 2016. godine Medicinski fakultet Sveučilišta u Splitu može se pohvaliti s ukupno sedam državnih nagrada za znanost.

U kategoriji Godišnje državne nagrade znanstvenim novacima, u području biomedicine i zdravstva, za znanstvenu produkciju 2007. godine nagrađen je dr. sc. Ivan Palada kao znanstveni novak Medicinskoga fakulteta Sveučilišta u Splitu.

Bio je suradnik na projektu „Aerobna tjelovježba reducira stvaranje mjehurića kod ronioca" te kontinuirano sudjelovao u znanstvenoistraživačkom radu. Njegov znanstveni interes obuhvaća područje fizioloških prilagodba organizma tijekom apneje. Osmislio je i proveo nekoliko istraživanja odgovora slezene na kratkotrajno ponavljanje apneje te dokazao njezinu aktivnu kontrakciju. Istražuje utjecaj nevoljnih kontrakcija tijekom apneje na kardiovaskularne prilagodbe te utjecaj apneje na mišićnu i moždanu zasićenost kisikom. Do 2008. godine objavio je 20 radova u časopisima koji se referiraju u svjetskim bazama podataka, 11 radova u zbornicima međunarodnih skupova i 3 rada u zborniku s domaćega skupa.

U istoj kategoriji za znanstvenu produkciju 2010. godine kao znanstveni novak nagrađen je Toni Brešković, dr. med., znanstvena grana fiziologija. Tijekom četiriju godina rada u istraživačkom laboratoriju objavio je 21 znanstveni rad, a svi su objavljeni u časopisima indeksiranima u svjetskim bazama podataka, od kojih je 10 najvažnijih s čimbenikom odjeka (IF) prosječno 3,425. Svojim postignućima uvećao je istraživački kapacitet i istraživačke kompetencije Sveučilišta u Splitu.

The University of Split School of Medicine received seven National Science Awards in the period 2007 – 2017.

Ivan Palada, PhD, junior researcher at University of Split School of Medicine, received the Annual Award for Junior Researchers in 2007 for his scientific productivity in the field of Biomedicine and Health.

He continuously participated in research activities as an associate on the project titled "Aerobic exercise before diving reduces venous gas bubble formation in humans". His scientific interests are related to the research area of physiological adaptations of organisms during apnoea. He designed and conducted several research activities on spleen response to repeated breath-hold apnoea and proved its active contraction. Ivan Palada studies influence of involuntary contractions during apnoea on cardiovascular adjustments and the apnoea effect on the muscle and brain oxygen saturation.

Until 2008, he published 20 papers in journals indexed in international databases, 11 research papers in international abstract books and 3 papers in a national abstract book.

Toni Brešković, MD, was awarded with the Annual Award for Junior Researchers in 2010 for scientific productivity in the branch of physiology. During four years of working in the research laboratory, he published 21 research papers which were all published in journals indexed in international databases. Among these, the 10 most significant papers have an average impact factor (IF) of 3.425. His accomplishments increased the research capacities and research competences of the University of Split.

Prof. dr. sc. Mladen Boban, redoviti profesor Medicinskoga fakulteta Sveučilišta u Splitu, u kategoriji Godišnje nagrade za znanost 2012. godine nagrađen je za značajno znanstveno dostignuće u znanstvenom području biomedicine i zdravstva, posebice na istraživanjima bioloških učinaka vina i njegovih sastojaka na kardiovaskularni sustav i oksidativni stres. Do 2013. godine objavio je 51 rad u časopisima indeksiranima u bazi podataka Current Contents, h-indeks iznosio je 16, a radovi su mu u bazi Web of Science bili citirani 645 puta. Tijekom 2012. godine objavio je 12 radova s ukupnim čimbenikom odjeka (IF) 124,53.

Iste godine prof. dr. sc. Zoran Đogaš, redoviti profesor Medicinskoga fakulteta Sveučilišta u Splitu, nagrađen je Godišnjom nagradom za popularizaciju i promidžbu znanosti za doprinos popularizaciji i promidžbi znanosti u znanstvenom području biomedicine i zdravstva. Voditelj je Zavoda za neuroznanost i utemeljitelj Laboratorija za kliničku neuroznanost i poremećaje spavanja. Dugi niz godina bio je koordinator Festivala znanosti u Splitu te glavni organizator Tjedna mozga u Splitu i Splitsko-dalmatinskoj županiji od 2012. godine. Posebno je zaslužan u razvoju neuroznanosti aktivnostima usmjerenima razvoju medicine spavanja u Hrvatskoj, ali i u Europi uređivanjem mnogobrojnih udžbenika, organizacijom međunarodnih i domaćih skupova te sudjelovanjem na više od 30-ak javnih predavanja te 80-ak nastupa u mnogobrojnim televizijskim, radijskim te tjednim i dnevnim tiskovinama. Urednik je Europskoga udžbenika za medicinu spavanja i europskih smjernica. Njegova svekolika aktivnost usmjerena je k znanstvenim istraživanjima, edukaciji, ali i stvaranju i odgoju mladih znanstvenika, a u sklopu cjelokupnoga rada i približavanju znanosti laicima i edukaciji javnosti u našoj zemlji. Od 2005. predsjednik je Hrvatskoga somnološkog društva.

Prof. dr. sc. Janoš Terzić, redoviti profesor Medicinskoga fakulteta Sveučilišta u Splitu, 2013. godine dobitnik je Godišnje nagrade za znanost za značajno znanstveno dostignuće u znanstvenom području biomedicine i zdravstva, za istraživanja zloćudnih tumora, a posebice na razumijevanju povezanosti različitih aspekata upalnih reakcija u nastanku zloćudnih tumora debeloga crijeva. Do 2014. godine objavio je 34 izvorna znanstvena rada u časopisima u bazama Current Contents i Web of Science. Radovi su bili citirani 1,699 puta, a h-indeks iznosi 15. Impresivan je čimbenik odjeka (IF) 10 najboljih radova (71,2), u kojima je vodeći autor. Ističu se i njegove aktivnosti u obrazovanju mladih znanstvenika te

Professor Mladen Boban, University of Split School of Medicine, was awarded with the Annual Science Award in 2012 for his significant scientific accomplishments in the field of Biomedicine and Health, particularly in researching biological effects of wine and its various components on the cardiovascular system and oxidative stress. Until 2013, he published 51 research papers in journals indexed in the Current Contents database with the h-index 16. His papers indexed in the Web of Science database were cited 645 times. During 2012, Prof Boban published 12 research papers with the total impact factor (IF) of 124.53.

Professor Zoran Đogaš, University of Split School of Medicine, was awarded with the Annual Award for Popularization and Promotion of Science in 2012 for his contribution to the popularization and promotion of science in the field of Biomedicine and Health. He is the director of the Department of Neuroscience and the founder of the Laboratory for Clinical Neuroscience with Sleep Medicine Centre.

Over the years, Prof Đogaš has coordinated the Science Festival in Split and has been a chief organizer of the Brain Awareness Week in Split and Split-Dalmatia County since 2012. His merits in the development of neuroscience are recognized by his activities aimed at development of sleep medicine in Croatia and Europe, accomplished by editing numerous textbooks, organising international and national conferences and participating in more than 30 public lectures and more than 80 appearances in the media – TV, radio, weekly and daily newspapers. He is the editor of the Sleep Medicine Textbook and the European guidelines. The overall activity of Prof Đogaš is aimed at scientific research, education and formation and upbringing of new generations of young scientists, as well as at the promotion of science, education and public outreach activities in our country. Prof Đogaš has been the president of the Croatian Somnological Society since 2005.

Professor Janoš Terzić, University of Split School of Medicine, was awarded with the Annual Science Award in 2013 for his significant scientific accomplishments in the field of biomedicine and health, for malignant tumours research, especially for understanding the association of different aspects of inflammatory responses in the emergence of colorectal cancer. Until 2014, he published 34 original research papers in journals indexed in the Current Contents and Web of Science databases.

inicijativa za program dovođenja nobelovaca u Split – NobelST, što je važno za poticanje znanstvenoga rada.

Prof. dr. sc. Eduard Vrdoljak, redoviti profesor Medicinskoga fakulteta Sveučilišta u Splitu, dobitnik je Godišnje nagrade za znanost 2014. godine. Nagrađen je za značajno znanstveno dostignuće u području biomedicine i zdravstva kao primjer znanstvenika koji je uspješno ujedinio bazično znanje i kliničku izvrsnost u području onkologije te ih sustavno provodi i razvija, što ga svrstava u vodeće onkologe u našoj zemlji s međunarodnom prepoznatljivošću. Profesor Vrdoljak objavio je ukupno 62 znanstvena rada do 2015. godine, od toga 43 u časopisima koji se indeksiraju u bazi Current Contents. Ti su radovi bili citirani prema bazi Web of Science 1,515 puta, a h-indeks iznosi 13. Korigirani čimbenik odjeka za 10 najboljih radova pokazuje visokih 68,1. Godine 2008. nagrađen je godišnjim nagradama HAZU-a i Grada Splita. Bio je mentor na dvama magisterijima i četirima doktoratima znanosti.

Izv. prof. dr. sc. Ozren Polašek dobitnik je Godišnje nagrade za znanost 2015. godine. Nagrađen je za značajno znanstveno dostignuće u području biomedicine i zdravstva kao izrazito produktivan znanstvenik u području genetičke epidemiologije i javnoga zdravstva te globalnog zdravlja s ukupnim brojem citata 8898. Time je prof. Polašek najbolje rangirani istraživač u području biomedicine i zdravstva u Republici Hrvatskoj. Svojim radovima objavljenima u 2015. godini značajno je pridonio razumijevanju genetske podloge raznih bolesti te metoda korištenja ovih informacija u kliničkome radu. Pored toga razvidan je njegov doprinos razvoju globalnog zdravlja izradom postupovnika Svjetske zdravstvene organizacije za prikupljanje i obradu uzoraka u uspostavi biobanaka zemalja u razvoju. U 2015. je vodio dva domaća projekta financirana sredstvima HRZZ i četiri prestižna međunarodna projekta.

prof. dr. sc. Janoš Terzić / Prof Janoš Terzić, MD, PhD
prof. dr. sc. Željko Dujić / Prof Željko Dujić, MD, PhD
Tea Marasović, mag. soc. / Tea Marasović, MA

His papers were cited 1.699 times, and his h-index was 15. The total impact factor (IF) of his top 10 papers, were he was the lead author, was 71.2. Prof Terzić is also recognized for his activities in the education of young scientists and the initiative for the program of bringing Nobel Laureates to Split – NobelST, which had an important impact on the encouragement of scientific activities.

Professor Eduard Vrdoljak, University of Split School of Medicine, was awarded with the Annual Science Award in 2014.

He received an award for his significant scientific accomplishments in the field of Biomedicine and Health as a scientist who successfully combined the basic knowledge and clinical excellence in the field of oncology. Owing to his efforts to systematically carry out and develop combined research, he is one the leading oncologists in the country, internationally recognized for his achievements.

Prof Vrdoljak published 62 research papers until 2015, 43 of which were published in journals indexed in the Current Contents database. According to the Web of Science database, those papers were cited 1.515 times, and the h-index was 13. The corrected impact factor (IF) of his 10 top papers was 68.1. In 2008, he was awarded with the Annual Award of the Croatian Academy of Sciences and Arts and the Annual Award of the City of Split. He mentored two MSc students and four PhD students.

Assoc Prof Ozren Polašek was awarded with the Annual Science Award in 2015. He received an award for his significant scientific accomplishments in the field of Biomedicine and Health as an exceptional scientist in the domain of genetic epidemiology and public and global health. His papers were cited 8.898 times which makes Assoc Prof Polašek the top ranked researcher in the field of Biomedicine and Health in Croatia.

His papers published in 2015 have contributed significantly to the understanding of genetic basis of different diseases and methods of applying that knowledge in clinical context. He contributed to the development of global health by creating the World Health Organization guidelines for collection and processing of samples in the establishment of biobanks in developing countries. In 2015, Assoc Prof Polašek coordinated two national projects financed by the Croatian Science Foundation and four prestigious international projects.

MEĐUNARODNA SURADNJA
INTERNATIONAL COLLABORATION

Medicinski fakultet u Splitu ima vrlo raznoliku i razgranatu međunarodnu suradnju, koja ima važno mjesto kako u nastavnom radu tako i u znanstvenoistraživačkoj aktivnosti Fakulteta. Kako smo relativno mala ustanova s ograničenim mogućnostima za nastavne i znanstvene aktivnosti, djelatnici Fakulteta bili su intenzivno usmjereni prema kolegama i mentorima u inozemstvu od osnivanja i odvajanja Medicinskoga fakulteta u Splitu od Sveučilišta u Zagrebu. Tako je velik broj djelatnika značajan dio svoje poslijediplomske naobrazbe ostvario u inozemstvu, kako u svojstvu doktorskih pristupnika tako i kao gostujući znanstvenici na postdoktorskim projektima. Većina laboratorija i institucija u kojima su boravili naši djelatnici bila je povezana s našom znanstvenom dijasporom, a određeni broj međunarodnih suradnja ostvaren je i temeljem međunarodnih natječaja. Na taj način uspostavljene veze s međunarodnim institucijama često su se trajno održale. S povećanjem broja znanstvenoistraživačkih projekata na Fakultetu neki od znanstvenika iz prestižnih inozemnih institucija uključili su se i u poslijediplomsku nastavu na Fakultetu.

Među svjetski priznatim i poznatim institucijama s kojima naši djelatnici održavaju plodonosnu suradnju nalaze se: Department of Anesthesiology, Medical College of Wisconsin - Milwaukee, SAD, Department of Internal Medicine, University of Colorado Health Sciences Center, Denver, SAD, Department of Internal Medicine, University of Texas Southestern Medical Center, Dallas, SAD, Health Center-University of Connecticut, SAD¸ Moores Cancer Center, University of California, San Diego, SAD, Memorial Sloan-Kettering Cancer Centar (MSKCC) u New Yorku, NY, SAD, Department of Anatomy and Cell Biology, University of Melbourne, Australia, Muncipal Hospital, University Hospital, Sai-seikai Hospital

School of Medicine in Split has a widespread and diversified international cooperation, which has an important role both in teaching and in scientific research activities of the School. As a relatively small institution with limited possibilities for teaching and research activities, the school staff has been oriented towards colleagues and mentors abroad since the establishment and the separation of the School of Medicine in Split from the University of Zagreb. Thus, a large number of employees achieved a significant part of their postgraduate education abroad, both as doctoral candidates, as well as visiting scientists at post-doctoral projects. Their stay at most of the laboratories and institutions was associated with our scientific diaspora, but a number of international collaborations have been made on the basis of international competitions and calls. Collaborations with international institutions established in this way often remained permanent. With the increasing number of scientific research projects at the School of Medicine in Split, some of the scientists from prestigious foreign institutions were included in postgraduate studies at our School.

The world-renowned and well-known institutions with which our employees maintain fruitful cooperation are: Department of Anaesthesiology, Medical College of Wisconsin - Milwaukee, USA, Department of Internal Medicine, University of Colorado Health Sciences Center, Denver, USA, Department of Internal Medicine, University of Texas South-eastern Medical Center, Dallas, USA, Health Center-University of Connecticut, USA¸ Moores Cancer Center, University of California, San Diego, USA Memorial Sloan-Kettering Cancer Center (MSKCC) u New York-u, NY, USA Department of Anatomy and Cell Biology, University of Melbourne, Australia, Municipal Hospital, University Hospital, Sai-seikai Hospital

Tokyo, Japan, Division of Cancer Studies, Medical School University of Birmingham, Edgbaston, UK, Department of Pre-Clinical Sciences, Medical School, University of Leicester, UK, Imperial College of Science, Medicine and Technology, London, UK, Ludwig Institute, Uppsala, Sweden, Department of Pre-Clinical Sciences, Medical School, University of Leicester, UK, Max-Planck-Institut fur Biologie, Abtailung Immungenetik, Tubingen, Njemačka, Institut für Zell Kultur Technologie, Universität Bielefeld, Njemačka, Institute of Biochemistry, Goethe University School of Medicine, Frankfurt, Njemačka, Inštituti za patologijo, za mikrobiologijo in imunologijo te histologijo in embriologijo Medicinska fakulteta Ljubljana, Slovenija, Medicinski fakultet u Mostaru, Morfološki laboratorij, Mostar, BIH, Dept of Biochemistry, Medical Genetics and Microbiology, Terrence Donnelly Center for Cellular and Biomolecular Research, University of Toronto, Toronto, Kanada, Columbia University College of Physicians and Surgeons, Division of Nephrology, New York, SAD, Johns Hopkins Bloomberg School of Public Health, SAD.

Suradnja sa Sveučilištem Penn State

Tijekom veljače i ožujka 2016. na Sveučilištu Penn State u SAD-u boravila je delegacija splitskoga Sveučilišta na čelu sa rektorom prof. dr. sc. Šimunom Anđelinovićem i našim kolegom, bivšim ministrom znanosti, obrazovanja i sporta prof. dr. sc. Draganom Primorcem. Taj je posjet upriličen kako bi otpočela suradnja između naših dvaju sveučilišta. Tijekom posjeta naša je delegacija upoznala članove Uprave Penn Statea, a posjetili su različite zavode i Centar izvrsnosti izobrazbe u znanosti.

Osnova suradnje u njihovim strateškim aktima (Global Engagement Development Model Roadmap) odnosi se na međusobnu suradnju fakulteta, koji obostrano ulažu svoje ljudske i novčane resurse. Tri su temeljna oblika ove suradnje koja se definira kroz nastavu, znanost i uključivanje studenata u istraživačke projekte. Da bi to bilo uspješno i dugo ostvarivo, nužno je da suradnju oblikuju i vode fakulteti, a čvrsto podupire administracija sveučilišta. U prvoj fazi suradnje treba identificirati područja od najvećega interesa, koja su ujedno i najpogodnija za suradnju, te za izabrane programe održati radni sastanak. Zatim bi se formirale radne skupine i sastavilo izvješće o dogovorenim planovima i aktivnostima. U drugoj fazi obje institucije zajednički doprinose i formiraju „Fond za suradnju". On osigurava novac za početak zajedničkoga programa i dovođenje programa do stupnja kada se mogu samofinancirati. Nakon što zajednički projekti započnu,

Tokyo, Japan, Division of Cancer Studies, Medical School University of Birmingham, Edgbaston, UK, Department of Pre-Clinical Sciences, Medical School, University of Leicester, UK, Imperial College of Science, Medicine and Technology, London, UK, Ludwig Institute, Uppsala, Sweden, Department of Pre-Clinical Sciences, Medical School, University of Leicester, UK, Max-Planck-Institut fur Biologie, Abtailung Immungenetik, Tubingen, Germany,Institut für Zell Kultur Technologie, Universität Bielefeld, Germany, Institute of Biochemistry, Goethe University School of Medicine, Frankfurt, Germany, Institutes for Microbiology and Immunology, Pathology, and Histology and Embryology School of Medicine in Ljubljana, Slovenia, School of Medicine, University of Mostar, Laboratory of Morphology, Bosnia and Herzegovina, Department of Biochemistry, Medical Genetics and Microbiology, Terrence Donnelly Center for Cellular and Biomolecular Research University of Toronto, Toronto, Canada, Columbia University College of Physicians and Surgeons, Division of Nephrology, New York, USA, Johns Hopkins Bloomberg School of Public Health, SAD.

Penn State University collaboration

In February and March 2016, a delegation from University of Split under the leadership of Prof Šimun Anđelinović, Rector of the University of Split, and Prof Dragan Primorac, former minister of science, education and sports of Republic of Croatia, paid a visit to Penn State University. This visit was organized to make the first contact and the beginning of collaboration between our two Universities. During the visit, Croatian delegation met with members of the Board, visited different Departments, Centre of Excellence in Science Education and organized the June Workshop Planning Session. According to their "Global Engagement Development Model Roadmap", the two institutions wishing to collaborate must strongly desire to work together and to be willing to commit both human and financial resources. There basic forms of the institutional strategic plans and the collaboration were defined across teaching, research and student engagement. The best chance for successful, long term engagement needs to be driven by faculties and strongly supported by the University administration. In the first phase of collaboration, the University should identify areas of common interest well suited for collaboration, followed by workshop organized to form topical working teams to produce program summaries and activities. In the second phase, the administrations of both institutions jointly contribute and create the Collaboration Development Fund. The Fund is used to provide seed funds to start with programs and develop them to the point

stalno će ih pratiti i pomagati matični fakulteti i sveučilišta. Tematski prioriteti Sveučilišta Penn State (Penn State University Strategic Plan) u trima svojim točkama interesantni su i Sveučilištu u Splitu, a poklapaju se sa strateškim ciljevima koje je za sljedeće razdoblje proklamiralo kako Sveučilište u Splitu tako i Medicinski fakultet. To su promjena načina školovanja, unaprjeđenje zdravlja kroz istraživanje, izobrazbu i kliničku praksu te digitalne inovacije s naglaskom na studentsku populaciju.

Istraživačke skupine zainteresirane za suradnju sa Sveučilištem Penn State:

1. Neuroznanost / Kontrola disanja & Medicina spavanja - prof. dr. sc. Zoran Đogaš
2. Patobiokemija glikoantigena - doc. dr. sc. Vedrana Čikeš-Čulić
3. Genetička epidemiologija / Biobanka - izv. prof. dr. sc. Ozren Polašek
4. Profesionalizam u zdravstvu - prof. dr. sc. Ana Marušić
5. Laboratorij za istraživanje boli - izv. prof. dr. sc. Livia Puljak.

Erasmus

Erasmus je program akademske mobilnosti namijenjen visokomu obrazovanju. Program omogućuje mobilnost studenata, nastavnoga ili nenastavnoga osoblja fakulteta. U okviru programa studenti mogu provesti tri mjeseca do godinu dana studirajući na visokom učilištu u inozemstvu ili obavljajući studentsku praksu, što doprinosi: 1. stručnoj osposobljenosti i samostalnosti; 2. komunikaciji na stranom jeziku; 3. socijalnom snalaženju u radu u multikulturnim sredinama; 4. kulturnom obogaćivanju. Nastavno priznavanje boravka u inozemstvu pojednostavljeno je primjenom ECTS bodovnoga sustava.

Mobilnost nastavnoga osoblja radi održavanja nastave osigurava stjecanje novih znanja i vještina, razmjenu iskustava iz područja metodike nastave te implementaciju naučenog i obogaćivanje njihovih nastavnih sadržaja na vlastitom učilištu. Cilj mobilnosti nastavnoga i nenastavnoga osoblja radi stručnoga osposobljavanja osigurava stjecanje dodatnih praktičnih vještina koje su bitne za obavljanje poslova na njihovu radnom mjestu.

Erasmus promiče suradnju između visokih učilišta u Europi, međunarodno iskustvo u obrazovanju te formiranje stručno usavršenoga kadra.

of self-financing. The selected programs are monitored and supported jointly by the institutions. Three thematic priorities of "Penn State University Strategic Plan" are in the focus of interest of the School of Medicine in Split, as they are similar to strategic goals proclaimed by both University of Split and School of Medicine. These strategic fields include transformation of education, health enhancement through research, education and clinical practice, and digital innovations preparing students for digital age.

Research groups interested in collaboration with Penn State:

1. Neuroscience / Respiratory Control & Sleep Medicine - Prof Zoran Đogaš
2. Pathobiochemistry of glycoantigens - Assist Prof Vedrana Čikeš-Čulić
3. Genetic epidemiology / Biobanking - Assoc Prof Ozren Polašek
4. Professionalism in Health - Prof Ana Marušić
5. Laboratory for Pain Research - Assoc Prof Livia Puljak

Erasmus

Erasmus is a program of academic mobility intended for higher education. The program allows the mobility of students, teaching and non-teaching staff. Within the program, students can spend three months up to a whole year studying at a higher education institution abroad or doing a student practice which contributes to: 1. professional competence and independence; 2. communication in a foreign language; 3. social coping in multicultural environments; 4. cultural enrichment. Studying abroad is simplified by use of the ECTS credit system.

The staff mobility ensures acquiring of new knowledge and skills, exchange of experiences in the field of teaching methodology, implementation of acquired skills in practice and enrichment in education. The aim of the mobility of the teaching and non-teaching staff for training ensures the acquisition of additional practical skills that are essential for their work. Erasmus promotes cooperation between higher education institutions in Europe, international experience in education and development of staff.

The School of Medicine Split has been included in the Erasmus program since the academic year 2010/2011. For the time being we have ten signed bilateral agreements for the

Medicinski fakultet u Splitu uključen je u Erasmus program od školske godine 2010./2011. Za sada imamo deset potpisanih bilateralnih ugovora, i to za studij Medicine četiri: Linköpings Universitet (Švedska), University of Maribor (Slovenija), University of Ljubljana (Slovenija) i Medical University of Warsaw (Poljska), Universita degli study di Firenze (Italija), Universita Politecnica delle Marche-UNIVPM, Faculty of Medicine Ancona (Italija), Université Claude Bernard, Lyon (Francuska), Friedrich Alexander Universitat, Erlangen-Nurnberg (Njemačka), SS Cyril and Methodius University in Skopje (Makedonija), Goce Delcev University, Štip (Makedonija); za studij Farmacije jedan: Itä-Suomen Yliopisto, University of Eastern Finland (Finska): i jedan za doktorsku razinu studija *life science*: University of Nova Gorica (Slovenija).

Erasmus koordinatorica na Medicinskom fakultetu u Splitu je prof. dr. sc. Tatijana Zemunik. Iako postoji velika razlika u studijskim programima među visokim učilištima u Europi, ipak svake godine realiziramo nekoliko studentskih razmjena i razmjena nastavnoga i nenastavnoga osoblja u Erasmus programu. Do sada je desetero naših studenata provelo jedan semestar ili godinu dana studirajući na nekom od stranih sveučilišta. Mi smo ugostili devetero studenata u trajanju od šest mjeseci. Četvero naših nastavnika ostvarilo je mobilnost radi održavanja nastave na nekom stranom sveučilištu, a tri su osobe bile na stručnom osposobljavanju. Ugostili smo troje nastavnika koji su održali nekoliko predavanja na našem Fakultetu. Interes za mobilnost u okviru Erasmus programa raste i među studentima i među nastavnicima.

Suradnja s Medical College of Wisconsin-Milwaukee, SAD

Suradnja s ovom ustanovom započela je davno prije osamostaljenja Medicinskoga fakulteta u Splitu, kada je veći broj sadašnjih vrhunskih znanstvenika i nastavnika Medicinskoga fakulteta u Splitu stekao poslijediplomske kvalifikacije te znanja i vještine potrebne za razvoj znanstvenoistraživačkoga rada na našem Fakultetu. U toj suradnji prednjači Department of Anesthesiology, Medical College of Wisconsin (MCW), gdje je veći broj naših nastavnika proveo i dodatno usavršavanje nakon stjecanja doktorata znanosti. Na taj način uspostavljeni su čvrsti temelji višegodišnje suradnje, što je rezultiralo i potpisivanjem ugovora o suradnji kojim je omogućeno obrazovanje naših doktoranada pod posebnim uvjetima i pod pokroviteljstvom Ministarstva znanosti, obrazovanja i športa. Tada je pokrenut i međunarodni doktorski studij Primijenjena fiziologija, čiji je voditelj prof. dr. sc. Željko Dujić. Dugogodišnju veliku pomoć MCW omogućio je prof.

study program of medicine: Linköpings Universitet (Sweden), University of Maribor (Slovenia), University of Ljubljana (Slovenia) and the Medical University of Warsaw (Poland), Universita degli Study di Firenze (Italy), Universita Politecnica delle Marche UNIVPM, Faculty of Medicine in Ancona (Italy), Université Claude Bernard, Lyon (France), Friedrich Alexander Universitat Erlangen-Nuremberg (Germany), SS Cyril and Methodius University in Skopje (Macedonia), Goce Delcev University, Stip (Macedonia); one for the study of pharmacy: Eastern Suomen Yliopisto, University of Eastern Finland (Finland) and one for the doctoral level study of life science: University of Nova Gorica (Slovenia).

The Erasmus coordinator at the School of Medicine in Split is Prof Tatijana Zemunik. Although there is a great difference in the degree programs among institutions of higher education in Europe, several student mobilities and staff mobilities within the Erasmus program are carried out every year. So far ten of our students have spent a semester or a year studying at a foreign university. We have hosted nine students for the period of six months. Four of our teachers carried out a teaching mobility at the foreign university, while three teachers carried out a training mobility. We have hosted three teachers who held several lectures at our School. The interest for the mobility is growing among students and teachers within the framework of the Erasmus program.

Collaboration with Medical College of Wisconsin-Milwaukee, SAD

Collaboration with this institution began almost twenty years ago, when many of our leading teachers and scientists visited the Medical College of Wisconsin (MCW) in order to achieve knowledge and experience in conducting scientific work and projects needed to develop scientific work at our School. Following their return to the School of Medicine in Split, they achieved their PhD degree and continued their scientific work. Many teachers have spent two or more years in the USA at postgraduate (postdoctoral) training at MCW, especially at the Department of Anaesthesiology at MCW. It led to the collaboration agreement between MCW and School of Medicine in Split under the sponsorship of the Ministry of Science, Sport and Education of Republic of Croatia almost ten years ago. At that time the international PhD Study of applied physiology led by Prof Željko Dujić started in collaboration with MCW. The main goal of that collaboration was to select and send foreign PhD students, mainly from MCW, to the School of Medicine in Split as doctoral candidates. Great merit for successful long-term

dr. sc. Željko J. Bošnjak, po kojemu je 2010. osnovana fakultetska Zaklada, koja pomaže slanje studenata u MCW kako bi se upoznali sa znanstvenoistraživačkim radom i tako ga lakše izabrali kao svoj životni poziv. Na taj način već je nekoliko naših studenata po završetku studija otišlo na izobrazbu u MCW, a nakon povratka u Split obranilo svoje doktorate na našem Fakultetu. U tekućoj akademskoj godini 2015./2016. tijekom ljeta planira se odlazak naših studenata na studentsku razmjenu upravo na Department of Anesthesiology (MCW), kako sa studija Medicine na hrvatskom jeziku tako i sa studija Medicine na engleskom jeziku.

Suradnja sa Sveučilištem Columbia

Suradnja sa Sveučilištem Columbia započela je 2010. tijekom 15. kongresa IPNA-e, gdje je nekoliko znanstvenika iz KBC-a u Splitu (prof. dr. sc. Marijan Saraga), Medicinskoga fakulteta Sveučilišta u Splitu (prof. dr. sc. Mirna Saraga-Babić) i specijalističke pedijatrijske ordinacije u Solinu (dr. sc. Kristina Drnasin) predstavilo svoj rad o prirođenim anomalijama bubrega i mokraćnoga sustava. Ta suradnja dovela je do objavljivanja dvaju članaka u visoko rangiranim časopisima, kao što su New England Journal of Medicine i American Journal of Human Genetics. Suradnja se nastavila poslijedoktorskim usavršavanjem izv. prof. dr. sc. Katarine Vukojević na Sveučilištu Columbia, College of Physicians and Surgeons, Zavod za nefrologiju, New York, SAD, koje je rezultirao još jednim zajedničkim radom objavljenim u Kidney International i predajom drugoga članka u časopis New England Journal of Medicine. Ta vrsta znanstvene suradnje uspostavila je čvrste temelje za buduću suradnju na različitim projektima vezanima za prirođene anomalije bubrega i mokraćnoga sustava.

collaboration should be attributed to Prof Željko J Bošnjak, in whose honour the Foundation was established in 2010. The Foundation helps sending students to MCW in order to introduce them to scientific work and help them in career choice. In that way several students have already finished their doctoral studies at MCW that resulted in obtaining PhD degree at the School of Medicine in Split. In academic year 2015/2016 several students of Medicine and Medical Studies in English plan to go on a summer exchange program at Department of Anaesthesiology at MCW.

Columbia University collaboration

Collaboration with the Columbia University began in 2010 during the 15th Congress of IPNA when a few scientists from University Hospital of Split (Prof Marijan Saraga), University of Split School of Medicine (Prof Mirna Saraga-Babić) and Pediatric outpatient clinic Solin (Kristina Drnasin, PhD) presented their work regarding congenital anomalies of kidney and urinary tract. This collaboration led to the publication of two articles in highly ranked journals such as New England Journal of Medicine and American Journal of Human Genetics. The collaboration continued with postdoctoral training of Assoc Prof Katarina Vukojević at Columbia University, College of Physicians and Surgeons, Division of Nephrology, New York, USA that resulted in the second joint article in Kidney International and submission of another one in the New England Journal of Medicine. This kind of scientific collaboration established solid ground for future collaboration on various projects regarding congenital anomalies of kidney and urinary tract.

prof. dr. sc. Mirna Saraga-Babić / Prof Mirna Saraga-Babić, MD, PhD
prof. dr. sc. Valdi Pešutić-Pisac / Prof Valdi Pešutić-Pisac, MD, PhD
prof. dr. sc. Tatijana Zemunik, Erasmus koordinatorica /
Prof Tatijana Zemunik, MD, PhD, Erasmus coordinator

STUDENTSKE AKTIVNOSTI
STUDENT ACTIVITIES

Studentski zbor

„Studentski zbor je studentsko izborno predstavničko tijelo koje štiti interese studenata, sudjeluje u odlučivanju u tijelima visokog učilišta i predstavlja studente u sustavu visokog obrazovanja."

Sastav Zbora čine predstavnici svih studijskih godina i studijskih programa te njihovi zamjenici. U radu Zbora sudjeluju ne samo studenti na hrvatskom već i na engleskom jeziku. Kada smo ih pitali što za njih znači sudjelovanje u radu Zbora, odgovorili su nam da im najviše znači to što ih se uključuje u zajednicu studenata, što im pomaže da se osjećaju dobrodošlima. Sudjeluju u sastancima Zbora, na kojima su naučili o ustroju Fakulteta te su uvidjeli koliko ih Uprava, članovi Zbora i ostali studenti žele uključiti u svakodnevni rad Fakulteta i pomoći im u rješavanju eventualnih problema.

Studentski zbor trudi se u svoj rad uključiti sve studente koji većinu nastave imaju na našem Fakultetu, tako i one koji nisu nužno studenti samo našega Fakulteta. Studij Farmacije osnovan je prije šest godina suradnjom Medicinskoga fakulteta u Splitu i Kemijsko-tehnološkoga fakulteta u Splitu. Tako je prošle godine diplomirala prva generacija splitskih magistara farmacije. Kako Studij sve više napreduje, bilo je potrebno uključivanje studenata farmacije u Fakultetsko vijeće Medicinskoga fakulteta u Splitu. Nakon ulaska u Fakultetsko vijeće akademske godine 2015./2016., idući je korak bio njihov ulazak u Studentski zbor Medicinskoga fakulteta. U dogovoru s predsjednicom Zbora Danielom Veljačić studij Farmacije dobio je svojega predstavnika u istoj godini. Veliki je to korak naprijed za studente. Ulaskom u Studentski zbor studenti su dobili velike pogodnosti, od kojih je najveća zbližavanje studenata Farmacije sa srodnim studijima, studijem

Student Council

"The Student Council is an optional student representative body that protects the interests of students, participating in decision-making bodies of higher education institutions and represents students in the higher educational system. "

The Student Council is composed of all representatives of all academic years and academic programs and their vice representatives. Students participating in the Student Council are not only Croatian, but also English speaking. When we asked them what participating in the council means for them, they answered that being included in the community of Croatian students makes them feel even more welcome. They participate in the Council meetings where they learn about the School structure, and they see how administrative staff, members of the Board and other students wish to include them in the daily activities of the School and to help them solve problems they may encounter.

The Student Council is trying to include in its work all students who study at our school and even those who do not study only at our school. Study of Pharmacy was established six years ago, in collaboration with the Faculty of Chemical Technology in Split. Last year the first generation of pharmacists completed their studies. As the study progressed it became necessary to include pharmacy students in the Faculty Council of the School of Medicine in Split. After entering the Faculty Council in the new academic year 2015/2016, the next step was to enter pharmacy students in the Student Council, School of Medicine. In agreement with the President of the Board, Daniela Veljačić, study of pharmacy obtained their representative in the same year. It was a big step forward for these students. By entering the Student Council, students

Medicine i studijem Dentalne medicine. Dobro partnerstvo sadašnjih studenata, a budućih liječnika i ljekarnika, velik je dobitak za naš zdravstveni sustav.

Projekti

Studentski zbor ne samo da predstavlja studente već za njih organizira i razne aktivnosti.

Jedan je od najvećih projekata Zbora proslava Dana Fakulteta na Benama. Datum kojemu se svi na splitskom Medicinskom fakultetu posebno vesele svake je godine 26. ožujka. Međutim, razlog tomu nije jedino velika svečanost u čast osnutka Fakulteta, koja se toga dana održava u velikom amfiteatru, ni dodjela Dekanove nagrade najuspješnijim studentima. Taj datum još dražim i važnijim za sve studente, profesore i ostale djelatnike Fakulteta čini tradicionalno športsko-zabavno druženje na Benama, odnosno Marjanu. Prvoga vikenda uoči Dana Fakulteta od jutra do mraka neumorno se igraju razni športovi, od kojih se izdvajaju tenis i badminton kao oni koje studenti posebice vole, a „balote" ono u čemu uživaju profesori. Ipak, svu pozornost svake godine odnese natjecanje u nogometu, najvažnijoj sporednoj stvari na svijetu. Svaka godina Medicine i Medicine na engleskom jeziku sastavi po jedan tim, Dentalna medicina jedan do dva tima, a prošlogodišnje je natjecanje, 2016. godine, dodatno zanimljivijim učinilo to što je Farmacija prvi put oformila i svoj tim. Pitanje komu će pehar otići u ruke studenti nikako ne shvaćaju olako jer se nogometni timovi sastaju i uigravaju čitave godine. Iako samo momci igraju, ne može se reći da se cure dosađuju. Naprotiv, one se svojom podrškom i navijanjem u jednakoj mjeri trude dovesti svoju godinu do pobjede jer pobjednika nogometnoga finala ostatak se godine hvali i slavi iz svih usta po cijelom Fakultetu. S obzirom na to da ovo zasigurno nije malen događaj, on zahtijeva određen trud i vrijeme za organizaciju, a nju na sebe svakoga puta preuzme Studentski zbor. Članovi Zbora pobrinu se za to da sve prođe u najboljem redu, ali i da studenti nakon umora od bavljenja športom ne ostanu gladni – ne izostane ni pečenoga mesa s roštilja ni ostalih grickalica, slanih i slatkih, nepca se krijepe čitav dan. Kući se nikada ne odlazi prije mraka, a to uvijek bude uz pjesmu i veselje cijelim putom natrag jer druženje na Benama oživi stara, zaboravljena prijateljstva i stvori neka sasvim nova.

Tijekom Dana Fakulteta može se primijetiti i poprilična unificiranost oblačenja studenata jer gotovo svi nose iste majice. Posljednjih nekoliko godina članovi Studentskoga zbora razgovarali su o mogućnosti izrađivanja fakultetske majice.

are getting great benefits, one of which is the largest convergence of pharmacy students with students of similar studies, the study of medicine and dental medicine studies. A good partnership of current students and future physicians and pharmacists is a big plus for our health care system.

Projects

The Student Council not only represents students, but also organizes various activities for them.

One of the biggest projects of the Student Council is celebration of the School Day on Bene. On March 26 all students of the School of Medicine University of Split are particularly happy about and awaits for it every year. However, this is not only a big celebration in honour of the founding of our Faculty which is held in the large amphitheatre, as well as the allocation of the Dean's Award to the most successful students. What makes this date even more special and more important for all students, teachers and other employees of the Faculty is the traditional sports-fun hanging out on Bene, Marjan. First weekend, the day of the Faculty Day, which takes place from morning to night, students are tirelessly playing various sports, including tennis and badminton are those that students especially love, bowling is what professors seemed to enjoy the most. However, what takes away the most attention each year is the competition in soccer, for some the most important secondary thing in the world. Each year of Medicine and Medicine in English forms one team, Dental medicine one to two teams, and in the last competition, in 2016, what made it even more interesting was that Pharmacy for the first time formed their own team. The question of who will receive the trophy, students take seriously, because the soccer teams meet and practice together all year around for this event. Although only guys play, you cannot say that the girls are not involved. On the contrary, they are very much involved, they support and cheer on their year to bring them to victory, because the winner of the soccer finals, for rest of academic year celebrates and talks about their victory. Given the fact that this certainly is not a small event, it requires some effort and time for the organization, and Student Council Members are in charge of it all and have to ensure that everything runs smoothly. After a long day of sport activities, board of Student Council members make sure no one stays hungry by making barbecues along with snacks and all other sweets that are provided all day long for everyone. Leaving Bene never really happens before dark and when it's done it's usually accompanied with song and celebration all the way home, because hanging on

Studentski zbor 2016. / *The Student Council*

To su 2013. godine i ostvarili. Majice su izrađene u kombinaciji modre i bijele boje. Fakultetske, ali i bolničke hodnike odmah su (doslovno) preplavile tim bojama i svatko je želio svoj primjerak. Svoje su majice, u prigodi potpisivanja sporazuma, dobili i predstavnici REGIOMED klinika jer ipak su oni naša nastavna baza. I oni koji su rekli da je to *„bezveze, brale, šta će mi majica Fakulteta, dosta mi je šta svaki dan moran ić' tamo*" nakon što su ih uživo vidjeli, počeli su slati poruke i mailove kada će sljedeća narudžba jer i oni bi naručili svoj primjerak. S obzirom na zahtjeve studenata, a i želju za proširenjem „asortimana", 2015./2016. akademske godine uvedena je i nova boja, bordo-bijela kombinacija. U ove 3 godine Studentski je zbor organizirao prodaju više od 1500 majica sadašnjim i bivšim studentima, profesorima i djelatnicima Fakulteta. Ovime želimo posebno zahvaliti Danieli Veljačić i Stipi Mustapiću, koji su taj zahtjevni posao odlično odradili.

Studenti članovi Studentskoga zbora Medicinskoga fakulteta u Splitu, osim potpore i sudjelovanja u ovakvim projektima, organiziraju i druge brojne projekte i humanitarne akcije, poput Božićne humanitarne akcije kupnje darova za djecu pacijente KBC-a Split. Božićni blagdani svima su dragi, naročito djeci. Nažalost, sva djeca nisu u mogućnosti božićne blagdane provesti kod kuće sa svojim najbližima, neka iz različitih razloga Božić moraju dočekati u bolnici. Zbog toga Studentski zbor, imajući u vidu svoje buduće zanimanje, u prostorije KBC-a Split donosi malo božićne čarolije. Studenti se oblače u Djeda Božićnjaka i njegove vilenjake i s velikom vrećom darova kreću u posjet svoj djeci u bolnici. Posebna pohvala Ivanu Budimiru Bekanu i Brunu Totu na uvjerljivoj interpretaciji Djeda Božićnjaka.

Bene renews old, forgotten friendship and creates new ones.

During the Day of the Faculty you can observe a considerable uniformity between students because almost everyone is wearing the same shirts. The last few years, members of the Student Council were talking about the possibility of creating a university faculty shirts. These plans were achieved the year of 2013. T-shirts are made in a combination of blue and white colours. Faculty, and hospital staff were immediately stunned with team colours and everyone wanted a copy. These shirts were even given to representatives of REGIOMED clinics, during the signing of the agreement, as though they are our teaching base unit now. And those who said it was "lame, dude, what do I need a shirt of faculty for, it's enough I have to go there every day" after seeing them live started sending messages and e-mails when the next order will be so they too can place an order. Due to the high demands of students, and the desire to expand the "range", 2015/2016 academic year introduced new colours, maroon and white combination. In these three years the Student Board organized the sale of more than 1,500 pieces of T-shirts to current and former students, teachers and staff of the Faculty. We would like to give a special thanks to Daniela Veljačić and Stipe Mustapić, who have done an amazing job handling the T-shirt business.

Students members of the Student Council of the School of Medicine in Split in addition to support and participation in such projects, organize other numerous projects and humanitarian actions such as Christmas humanitarian campaign of buying gifts for children patients University Hospital of Split. Christmas holidays are everyones favorite time of the

Već 4 godine zaredom članovi Studentskoga zbora provode akciju prikupljanja novčanih sredstava kako bi se kupili darovi djeci. Ideja se mnogima već nakon prve godine organizacije jako svidjela pa je tako već pri drugoj organizaciji prikupljanja novčanih sredstava cijela ideja o darivanju djece na Božić provedena na razini Sveučilišta u Splitu. Novac se skupljao na svim sastavnicama Sveučilišta, što možemo zahvaliti pomoći članova Studentskoga zbora Sveučilišta u Splitu. Zajedničkim radom i nesebičnim donacijama svih studenata prikupilo se više od 10 000 kn. Novac je doniran Klinici za pedijatriju Kliničkoga bolničkoga centra Split, a studenti Medicinskoga fakulteta posebno su skupili i za darove, tako su i te godine odjel razveselili ne samo donacijom već i darovima za djecu. Akciju svake godine prati sve veći odaziv, tako da se nadamo da će se nastaviti provoditi i sljedećih godina.

Osim studenata, u akciji sudjeluje medicinsko osoblje KBC-a Split i ugodno iznenađeni roditelji. U to vrijeme sreće i dobre volje Djed Božićnjak po hodnicima je praćen pjesmom i smijehom, što djece koja ga slijede u stopu, što sretnih i zadovoljnih roditelja, zahvalnih na pokazanoj pažnji prema njihovim najmilijima.

Studentski zbor organizira i odlazak studenata Medicinskoga fakulteta u Splitu i na športsko-edukativni susret biomedicinskih fakulteta Hrvatske, Slovenije i Bosne i Hercegovine „Humanijada", koji potiče suradnju i upoznavanje studenata iz biomedicinskih područja. Također organizira i razne zabavne događaje poput „Medicina partyja" koji potiču druženje studenata jer fakultetsko razdoblje života ipak ne treba biti posvećeno samo učenju.

Studentske organizacije

Naš Studentski zbor sa svojim članovima uvelike pomaže studentskim organizacijama koje su osnovane pri Medicinskom fakultetu Sveučilišta u Splitu.

Najdugovječnija udruga studenata koja djeluje pri Medicinskom fakultetu Sveučilišta u Splitu od osnutka Fakulteta je Međunarodna udruga studenata medicine Hrvatska – CroMSIC. Jedno od najvažnijih i za studente najzanimljivijih područja djelovanja udruge međunarodne su razmjene. Sustav razmjena djeluje preko krovne organizacije CroMSIC-a po imenu IFMSA (International Federation of Medical Students' Associations) pomoću koje više od 13 000 studenata iz 90 zemalja ima mogućnost putovati po svijetu i upoznavati nove zdravstvene sustave i kulture. Svi sudionici programa razmjene pohađaju četverotjednu praksu u izabranom

year, especially to children. But unfortunately, not all children are able to spend the Christmas holidays at home with their loved ones and instead have to spend Christmas at the hospital for various reasons. Therefore, the Student Council, bearing in mind their future profession, brings a little Christmas magic to the rooms of the University Hospital of Split. Students dress up as Santa Claus and his elves, and with a large bag of gifts, visit all children in the hospital. Special thanks to Ivan Budimir Bekan and Bruno Totu on great impersonation of Santa Claus.

For four years in a row, members of the Student Council organize campaigns to collect funds to buy gifts for children. The idea was liked by many, and after first year of campaign this was already in another organization of collecting funds, the whole idea of giving to children for Christmas was done at the University of Split. The money is collected on all components of the University, we can thank the help of members of the Student Council of the University of Split. Working together and selfless donations of all students gathered over 10 000 kn. Money was donated to the Department of Pediatrics, University Hospital of Split, and medical students also collected money for gifts for children The action evokes the growing response each year , so hopefully that will continue to be implemented in the following years.

In addition to students, the action also involves medical staff University Hospital of Split and pleasantly surprised parents. At the time of happiness and good will, Santa Claus is in the halls of hospital accompanied by songs and laughter, as children who follow him closely, as happy and satisfied parents, are grateful for showing gratitude towards their loved ones.

Student Council also organizes the attendance of students of Medicine in Split at sports and educational meeting of biomedical faculties of Croatia, Slovenia and Bosnia and Herzegovina."Humanijada" which encourages cooperation and to introduction of other students in biomedical fields. It also organizes a variety of entertainment events such as "Medicine parties" that encourage socializing students as faculty stage of life does not need to be dedicated solely to learning.

Student organizations

Our Student Council with its members greatly helps the student organizations that are established at the University of Split School of Medicine.

Početak akademske godine 2016./2017. / *Beginning of the academic year 2016/2017*

području medicine. U ponudi su najčešće neke od klasičnih europskih destinacija za razmjenu, kao što su Španjolska, Njemačka, Engleska, Italija, ali uz to postoji mogućnost odlaska u Brazil, Meksiko, Kanadu, Indoneziju ili npr. Egipat. Ako studenti odluče otići na razmjenu, imaju dvije mogućnosti odabira – profesionalnu i znanstvenu razmjenu. Znanstvena razmjena pruža mogućnost dodatne edukacije u određenom interesnom području, a mentor uključuje studenta u osnovne principe istraživanja, pisanje znanstvenih radova i rad u laboratoriju. Profesionalna razmjena temelji se na stjecanju iskustva i učenju kliničkih vještina te pruža mogućnost rada na kliničkom odjelu.

CroMSIC-ov program međunarodne suradnje trenutno omogućuje odlazak na jednomjesečnu razmjenu za više od dvadeset studenata medicine, s tendencijom rasta broja odlaznih razmjena povećanjem broja dolaznih razmjena. Isto tako, svake je godine i izvrstan domaćin studentima iz drugih zemalja svijeta koji dolaze na razmjenu baš u Split.

Jedna od studentskih organizacija je Zubolina, organizacija studenata integriranoga studija Dentalne medicine koja se bavi edukacijom djece i mladih o oralnom zdravlju i higijeni. Zubolina sa svojim članovima obilazi dječje vrtiće, osnovne škole i slične ustanove Splitsko-dalmatinske županije i pomoću edukacijsko-animacijskoga programa koji su osmislili studenti educira djecu predškolske i rane školske dobi o pravilnom održavanju oralne higijene i pravilnoj prehrani radi

One of the most important and the most interesting areas for students of the association are international exchange. The system operates through exchange umbrella organization CroMSIC named IFMSA (International Federation of Medical Students' Associations), through which more than 13,000 students from 90 countries have the ability to travel the world and meet new health systems and cultures. All participants of exchange programs attend four-week internship in the chosen field of medicine. There are usually some of the classic European destinations for sharing such as Spain, Germany, England, Italy, but there is also the option of going to Brazil, Mexico, Canada, Indonesia, or for example, Egypt. If students decide to go to the exchange, they have two choices - professional and scientific exchange. Scientific exchange provides an opportunity for additional training in a specific area of interest, a mentor involves students in the basic principles of research, writing research papers and lab work. Professional exchange is based on gaining experience and learning clinical skills and the ability to work in the clinical department.

CroMSIC's program of international cooperation currently allows more than twenty medical students going on a month-long exchange, and growing number of outgoing exchange by increasing the number of incoming exchange. Also each year, there is an excellent host of the students from other countries who come to exchange specifically to Split.

prevencije karijesa i oralnih bolesti. Od ove godine plan je Zuboline i edukacija mladih, studenata Sveučilišta u Splitu, pomoću interaktivnih radionica u sklopu javnih predavanja. U konačnici, cilj je organizacije generalno podizanje svijesti o oralnom zdravlju, prevenciji razvoja karijesa, smanjenje straha od doktora dentalne medicine te približavanje struke široj javnosti. Predsjednica organizacije Ana Žeravica ujedno je i višegodišnja članica Studentskoga zbora i predstavnica svoje godine, a od akademske godine 2015./2016. i potpredsjednica Studentskoga zbora. Studentski je zbor tijekom rada Zuboline financijski pomogao organizaciji u pribavljanju potrebnih materijala za edukaciju, a studenti su prilikom svojih obilazaka različitih ustanova (dječji vrtići, Dječji dom „Maestral", osnovne škole) promicali ne samo svoju organizaciju nego i Medicinski fakultet u Splitu.

Najmlađe udruge na našem Fakultetu studentske su sekcije.

Studentska sekcija za neuroznanost NeuroSplit osnovana je u studenome 2015. godine. Cilj je sekcije popularizacija znanosti, ponajprije neuroznanosti, među svim generacijama, a posebice među mladima. Organiziranjem aktivnosti u obliku predavanja, radionica, studentskih akcija, kongresa, razmjena i mnogih drugih te sudjelovanjem na događajima kao što su Tjedan mozga, Festival znanosti i slično, omogućuje studentima, a i svima koji su zainteresirani za neuroznanost, kvalitetnu edukaciju i mogućnost aktivnoga sudjelovanja na polju znanosti. Također nude studentima mogućnost pisanja znanstvenih radova te njihova predstavljanja na raznim priznatim kongresima. NeuroSplit svoje ciljeve, uz punu podršku Medicinskoga fakulteta i Studentskoga zbora, ispunjava s izuzetnim uspjehom te postaje poznato ime u gradu Splitu (u budućnosti i šire) za kvalitetne aktivnosti.

Nedugo nakon te sekcije osnovana je i Studentska sekcija za hitnu medicinu, čiji je cilj usavršiti studentska teorijska znanja i praktične vještine o hitnim stanjima. Svoj rad edukacije studenata počeli su različitim radionicama i nadamo se da će nastaviti u istom stilu.

Zahvaljujući timskomu radu, sekcije napreduju iz mjeseca u mjesec te ostvaruju sve kvalitetnije aktivnosti koje možete pratiti na mrežnim stranici i društvenim mrežama.

Vizija je Studentskoga zbora što više poboljšati suradnju Uprave i Zbora te ostvariti još bolju suradnju sa studentskim udrugama i studente različitih nacionalnosti koji pohađaju naš Fakultet integrirati u svakodnevnicu.

One of the student organizations is Zubolina, an organization of students of the integrated Study of Dental Medicine that deals with the education of children and young people about oral health and hygiene. Zubolina with its members visiting kindergartens, primary schools and similar institutions Split - Dalmatia County and by educational - entertainment program designed by the students educate children of preschool and early school age children about proper oral hygiene and proper nutrition in order to prevent tooth decay and oral diseases. From this year the plan of Zubolina is the education of young people, done by students of the University of Split, with the help of interactive workshops within public lectures. The ultimate goal of the organization is generally to raise awareness of oral health, prevent the development of caries, and reduce the fear of dentists and the convergence of the profession to the public. President of the organization, Ana Žeravica , is also a perennial member of the Student Council and a representative of her year, and as of this academic year 2015/2016 a Vice President of the Student Council. The Student Council has financially helped the organization in obtaining the necessary materials for education and students during their visits to different institutions (kindergartens, children's home "Maestral", primary school) promoted, not just the organization, but also the School of Medicine in Split.

The youngest associations at our School are the student sections.

Student section of Neuroscience NeuroSplit was established in November 2015. The aim of the section is to popularize science, especially neuroscience among all generational age groups, especially among young people. By organizing activities such as lectures, workshops, student actions, conferences, exchanges and many others, and participating in events like Brain Awereness Week, Festival of Science, allows students, and anyone interested in neuroscience quality education and the ability to actively participate in science. They also offer students the option of writing scientific papers and presenting them at various well known congresses. NeuroSplit meets its goals, with the full support of the School of Medicine and the Student Council, with extraordinary success and becomes a well-known name in the city of Split (in the future and beyond) for its quality activities.

Shortly after, the Student Section of Emergency Medicine was established, whose aim was to improve students theoretical knowledge and practical skills of emergencies. Its work

Zahvaljujemo svim studentima koji su tijekom svojega školovanja sudjelovali u radu Studentskoga zbora te želimo sreću u budućem radu i projektima sadašnjim članovima Zbora pod vodstvom Alena Juginovića kao predsjednika te Tonija Čeprnje i Stipe Mustapića kao potpredsjednika.

to educate students began through various workshops and will hopefully continue in the same way.

Thanks to teamwork, sections are progressing from month to month and fulfill all quality activities which can be followed on the website and social networks.

The vision of the Student Council is to improve cooperation administration and the Council and achieve even greater cooperation with student organizations and integrate students of different nationalities who attend our faculty in everyday life.

We thank all the students who are actively engaged during their education in participation in the work of the Student Council and we wish current members good luck in their future work and projects under the lead of Alen Juginović as President and Toni Čeprnja and Stipe Mustapić as Vice Presidents.

Daniela Veljačić, dr. med. / Daniela Veljačić, MD
predsjednica Studentskoga zbora / President of the Student Council

POSTUPAK VANJSKOG VREDNOVANJA
EXTERNAL EVALUATION PROCEDURE

Ministarstvo znanosti, obrazovanja i sporta izdalo je 27. svibnja 2016. godine potvrdu kojom se potvrđuje da Medicinski fakultet Sveučilišta u Splitu ispunjava uvjete obavljanja znanstvene djelatnosti i obavljanja dijela djelatnosti visokoga obrazovanja koji se odnose na sve studijske programe osim na integrirane preddiplomske i diplomske sveučilišne studije Farmacije i Dentalne medicine (klasa: UP/I-602-04/15-13/00039, ur. broj: 533-20-16-0006). Time je nakon više od godine i pol završio proces dobivanja dopusnica za studijske programe koje izvodi Medicinski fakultet u Splitu.

Integrirani preddiplomski i diplomski sveučilišni studiji Medicina i Medicina na engleskom jeziku i tri poslijediplomska sveučilišna (doktorska) studija (Klinička medicina utemeljena na dokazima, Biologija novotvorina i Translacijska istraživanja u biomedicini) te jedan specijalistički poslijediplomski studij (Klinička epidemiologija) na taj su način dobili dopusnicu za izvođenje sljedećih pet godina. Integrirani studij Dentalna medicina dobio je pismo očekivanja s rokom od tri godine, a integrirani studij Farmacija pismo očekivanja s rokom od jedne godine. Medicinski fakultet u Splitu intenzivno radi na svim zamjerkama iznesenima u pismima očekivanja za navedene studije i nada se izdavanju dopusnica i za te studijske programe.

Proces reakreditacije započeo je 6. listopada 2014. godine kada su prof. dr. sc. Zoran Valić i prof. dr. sc. Zoran Đogaš prisustvovali Radionici za izradu samoanalize koju je organizirala Agencija za znanost i visoko obrazovanje (AZVO), nadležna za provođenje procesa reakreditacije. Po povratku iz Zagreba i ukazivanja na kratkoću vremena, tadašnji dekan prof. dr. sc. Dragan Ljutić odlučuje povjeriti posao koordinacije cjelokupnoga postupka prof. dr. sc. Zoranu Valiću, a

On March 27th 2016 Ministry of science, education and sports issued the License confirming that University of Split School of Medicine (USSM) met all conditions for performing scientific activities and higher education activities in relation to its all study programs with the exception of integrated programs Dental medicine and Pharmacy. After more than 18 months of activities, process of re-accreditation of study programs at the USSM was brought to the end. Integrated study programs Medicine and Medical Studies in English, as well as three postgraduate (PhD) programs (Evidence-Based Clinical Medicine, Biology of Neoplasms, and Translational Research in Biomedicine) and one postgraduate specialty program (Clinical Epidemiology) received license for performing in next five years. Integrated program Dental medicine received letter of expectation with three-year deadline and integrated program Pharmacy received letter of expectation with one-year deadline. USSM is fully committed to comply with all objections presented in both letters of expectation and hopes to meet all requirements for five-year licenses.

Process of re-accreditation started on October 6th 2014 when Prof Zoran Valić and Prof Zoran Đogaš attended the Workshop for self-evaluation process, organized by Agency for science and higher education (ASHE) which is responsible for re-accreditation process in the Republic of Croatia. Due to the short timeline of activities that had to be undertaken, Prof Dragan Ljutić, Dean of the USSM at that time, formed seven committees responsible for each chapter of Self-evaluation document (1. Higher education institution management and quality assurance; 2. Study programs; 3. Students; 4. Teaching staff; 5. Scientific and professional activity; 6. Mobility and international cooperation; 7. Resources: administrative and support services, space, equipment and finances) and at

ujedno se imenuju i povjerenstva odgovorna za izradu sedam poglavlja samoanalize (1. Upravljanje visokim učilištem i osiguravanje kvalitete; 2. Studijski programi; 3. Studenti; 4. Nastavnici; 5. Znanstvena i stručna djelatnost; 6. Mobilnost i međunarodna suradnja; 7. Resursi: stručne službe, prostor, oprema i financije).

Odgovorne osobe redom su bile: prof. dr. sc. Dragan Ljutić, prof. dr. sc. Zoran Valić, prof. dr. sc. Valdi Pešutić-Pisac, prof. dr. sc. Zoran Đogaš, prof. dr. sc. Janoš Terzić, izv. prof. dr. sc. Darko Modun i prof. dr. sc. Ante Punda. Njima su pridodani brojni drugi članovi bez čijega predanog rada postupak ne bi bilo moguće uspješno završiti.

AZVO je postupak reakreditacije provodio u skladu sa Zakonom o osiguravanju kvalitete u znanosti i visokom obrazovanju i Pravilnikom o sadržaju dopusnice te uvjetima za izdavanje dopusnice za obavljanje djelatnosti visokoga obrazovanja, izvođenje studijskih programa i reakreditaciju visokih učilišta te je obuhvaćao reakreditaciju nastavne, ali i znanstvene djelatnosti.

Prvi dokument koji je bilo potrebno izraditi bila je Strategija razvoja Medicinskog fakulteta u Splitu za razdoblje 2014. – 2020. godine. Najveći dio te zadaće na sebe je preuzeo tadašnji dekan Medicinskoga fakulteta u Splitu prof. dr. sc. Dragan Ljutić, a izrađenu Strategiju potvrdilo je Fakultetsko vijeće.

Nadalje, bilo je potrebno izraditi promjene opisa studijskih programa, na hrvatskom i engleskom jeziku, koji su uključivali silabe s ishodima učenja za 4 integrirana studijska programa, 3 poslijediplomska doktorska programa te 1 poslijediplomski specijalistički program. Pročelnici katedara i voditelji predmeta u tom su procesu odradili ključnu ulogu. Fakultetsko vijeće našega Fakulteta moralo je navedene izmjene prihvatiti, zbog čega je organizirano nekoliko redovitih i izvanrednih (elektroničkih) sjednica. Cjelokupni proces završio je sjednicom Senata Sveučilišta u Splitu 4. ožujka 2015. na kojoj su usvojene izmjene svih studijskih programa, čime su se stekli uvjeti za njihov cjeloviti prikaz reakreditacijskomu povjerenstvu.

Naposljetku, Fakultetsko vijeće moralo je usvojiti i novu Strategiju znanstvenog razvoja Medicinskoga fakulteta u Splitu. Na njezinoj izradi posebno su se angažirali prof. dr. sc. Janoš Terzić, koji je koordinirao postupak njezina donošenja, te prof. dr. sc. Željko Dujić, prof. dr. sc. Eduard Vrdoljak i prof.

the same time appointed Prof Zoran Valić the coordinator of the whole process.

Responsible staff members for above mentioned chapters were: Prof Dragan Ljutić, Prof Zoran Valić, Prof Valdi Pešutić Pisac, and Prof Zoran Đogaš, Prof Janoš Terzić, Assoc Prof Darko Modun and Prof Ante Punda. Many other members were added to each committee and they significantly contributed to successful completion of the process.

ASHE conducted re-accreditation process in accordance with Act on Quality Assurance in Science and Higher Education and Ordinance on the Content of a License and Conditions for Issuing a License for Performing Scientific Activity and Re-Accreditation of Scientific Institutions. It included re-accreditation of USSM's both educational and scientific/research activities.

First document that needed to be created was Development Strategy of the USSM for period from 2014 to 2020. Prof Dragan Ljutić, Dean of the USSM at that time, did most of the work related to development of document and it was accepted by the School Council.

Furthermore, there had to be changes in four integrated study programs, three PhD programs and one postgraduate specialty program in both Croatian and English language and curricula had to include learning outcomes for each course. Department heads and course leaders played crucial role in their development. Multiple meetings of School Council (both regular and electronic ones) were organized since all changes in study program had to be approved by the Council. Finally, the whole process ended when University of Split Senate gave final approval of the curricula, which were presented to the re-accreditation committee.

Finally, the School Council had to adopt the new Research Development Strategy of USSM for period from 2014 to 2020 as well. Prof Janoš Terzić coordinated activities on its development and Prof Željko Dujić, Prof Eduard Vrdoljak and Prof Ozren Polašek took significant role in its creation. Research Development Strategy was the base for the 5th chapter of the Self-evaluation document and crucial document for re-accreditation of scientific activities at the USSM.

All above-mentioned documents (Self-evaluation, Development Strategy, Research Development Strategy, and Study Programs) had to be translated to English language. Our

dr. sc. Ozren Polašek. Strategija je bila osnova 5. poglavlja Samoanalize i osnovni preduvjet za reakreditaciju znanstvene djelatnosti našega Fakulteta.

Sve navedene dokumente (Samoanalizu, Strategiju, Strategiju znanstvenog razvoja, studijske programe) bilo je nužno prevesti i na engleski jezik. U tom smo se postupku oslonili na vlastite snage te je u prevođenju sudjelovalo pet djelatnica našega Fakulteta. Dok su Ivana Pletković, Kristina Bradarić, Lana Barać i Dalibora Behmen prevodile dokumente, dr. sc. Irena Zakarija Grković, kao izvorna govornica engleskoga jezika, pregledala je i stilski ujednačila tekstove.

AZVO je konačnu odluku o sastavu stručnoga povjerenstva za provođenje akreditacije donio 9. veljače 2015. Koliko nam je poznato, Medicinski fakultet u Splitu bio je jedina ustanova kojoj su članove povjerenstva iz redova profesora činili isključivo oni iz inozemstva. Njihova imena i radno mjesto bili su:

1. prof. dr. sc. Stefan Meuer, Institute of Imunology, Ruprecht Karls-Universitat Heidelberg, Njemačka, predsjednik povjerenstva
2. prof. dr. sc. Markus Paulmichl, Paracelsus Medical University, Austrija
3. prof. dr. sc. Mare Saag, Department of Stomatology, University of Tartu, Estonija
4. prof. dr. sc. Alastair Compston, Department of Clinical Neurosciences, University of Cambrige, Velika Britanija
5. prof. dr. sc. Peter Hylands, Institute of Pharmaceutical Science, King's College London, Velika Britanija
6. Adam Vrbanić, student Medicinskoga fakulteta Sveučilišta u Zagrebu.

Od strane AZVO-a reakreditacijsko povjerenstvo u posjetu je vodio koordinator dr. sc. Josip Hrgović, a nazočni su bili i njegov zamjenik Ivan Bišćan i službena prevoditeljica Đurđica Dragojević.

Povjerenstvo je na Fakultet stiglo 5. ožujka 2015. i u dva dana održalo službene sastanke s Upravom Medicinskoga fakulteta u Splitu, radnom skupinom za izradu samoanalize i predstavnicima Povjerenstva za upravljanje kvalitetom, brojnim studentima, voditeljima studijskih programa i Povjerenstvom za nastavu, nastavnicima izabranima u znanstveno-nastavna zvanja, voditeljima znanstvenih projekata i Povjerenstvom za znanost, asistentima i novacima te predstojnicima zavoda i pročelnicima katedara. Nekoliko sati proveli su i u obilasku

employees Ivana Pletković, Kristina Bradarić, Lana Barać and Dalibora Behmen performed translation and Irena Zakarija Grković, PhD, as a native English speaker edited and uniformed all materials.

ASHE made a final decision on re-accreditation Committee members on February 9th 2015. To our knowledge, the USSM is the only institution whose Committee Chair were entirely composed of professors from outside Croatia. Their names and institutions of their employment were as follows:

1. Prof Stefan Meuer, Institute of Imunology, Ruprecht Karls-Universitat Heidelberg, Germany, Committee Chair,
2. Prof Markus Paulmichl, Paracelsus Medical University, Austria,
3. Prof Mare Saag, Department of Stomatology, University of Tartu, Estonia,
4. Prof Alastair Compston, Department of Clinical Neurosciences, University of Cambridge, UK,
5. Prof Peter Hylands, Institute of Pharmaceutical Science, King's College London, UK, and
6. Adam Vrbanić, student from University of Zagreb School of Medicine.

Josip Hrgović, PhD, and Ivan Bišćan represented ASHE in re-accreditation visit and translator Đurđica Dragojević was at hand if needed.

The Re-accreditation committee arrived at USSM on March 5th 2015 and held numerous meetings in two days. They met with Dean and Dean's collegium, committee members that prepared Self-evaluation document, members of Quality assurance committee, numerous students and student representatives, leaders of all study programs, members of Education committee, USSM teaching staff members, project leaders, and members of the Science committee, postdoctoral fellows and young faculty members and head of departments. They spent few hours at different teaching facilities in order to gain useful information about the USSM.

At the end of visit, Re-accreditation Committee addressed Dean and Dean's collegium. Individual words of all committee members, and especially committee president were full of recognition for the effort done by leadership of the USSM in spite of limited human resources and inadequate material support from Ministry of Science, Education and Sports.

našega Fakulteta i nastavnih baza, pri čemu su se razdvojili da bi prikupili što više različitih informacija.

Na završetku službenoga reakreditacijskog posjeta Povjerenstvo se još jednom obratilo Upravi našeg Fakulteta. Pojedinačne izjave svih članova Povjerenstva, a naročito njihova predsjednika, bile su pune hvale za uspjehe Fakulteta koji se ostvaruju usprkos uočenim ograničenjima u broju zaposlenika i od strane nadležnoga Ministarstva doznačenim sredstvima.

Pismeno izvješće reakreditacijskoga povjerenstva bilo je u potpunosti u skladu s mišljenjem iznesenim tijekom razgovora. Upravljanje visokim učilištem i osiguravanje kvalitete ocijenjeni su kao potpuno provedeni i dobili su najveću ocjenu. Sva ostala poglavlja dobila su ocjenu uglavnom provedeno, osim poglavlja koje se odnosilo na broj zaposlenih djelatnika. Medicinski fakultet u Splitu svjestan je navedenoga nedostatka i u suradnji sa Sveučilištem u Splitu i nadležnim Ministarstvom aktivno ga nastoji riješiti. Pri tome opća zabrana novoga zapošljavanja u javnim službama zbog ekonomske krize značajno odmaže u bržem rješenju navedenoga problema. Paradoksalno je da Medicinski fakultet u Splitu ima dovoljan broj kadrova već izabranih u naslovna znanstveno-nastavna zvanja, no u reakreditacijskom postupku presudnu ulogu imaju samo stalno zaposleni djelatnici.

Na osnovi Izvješća reakreditacijskog Povjerenstva i Izvješća o udovoljavanju kvantitativnim kriterijima Akreditacijski savjet AZVO-a donio je službeno mišljenje koje je upućeno Ministarstvu znanosti, obrazovanja i sporta, a temeljem kojega je Ministarstvo izdalo spomenutu potvrdu.

Još dvije činjenice zavrjeđuju spomen. Unatoč kratkoći vremena nismo tražili odgodu procesa reakreditacije, a u njegovoj izradi ponajprije smo se oslonili na vlastite djelatnike.

Drugo, u sjeni procesa reakreditacije prošla je činjenica da je Ministarstvo znanosti, obrazovanja i sporta s datumom 19. veljače 2015. izdalo mišljenje kako su svi naši integrirani studijski programi usklađeni s odredbama Direktive 2005/36/EC i 2013/55/EU Europskoga parlamenta i Vijeća i Zakona o reguliranim profesijama i priznavanju inozemnih stručnih kvalifikacija.

Written Report of Re-accreditation Committee was completely in line with words expressed during the visit. Higher education institution management and quality assurance were judged as completely implemented and got the highest marks. All other chapters were evaluated as almost completely implemented, with the exception of chapter related to number of full-time employees. The USSM is aware of all of the deficiencies noted by re-accreditation committee. In close collaboration with University of Split and Ministry of Science, Education and Sports we have been actively seeking solutions to these problems. Prohibition of employment of new personnel in public services in Croatia makes the USSM problems more difficult. The situation is absurd because the USSM has already appointed enough personnel to the ranks of Assistant Professor and higher. They all serve as our external collaborators, but ASHE counted only those who are full time or part time employees.

Based on the Report of re-accreditation committee and Report on quantitative criteria (done by ASHE alone) Accreditation Council of ASHE adopted official Recommendation and forwarded it to Ministry of science, education and sports. Based on that Recommendation, Ministry issued the above-mentioned License.

Two more facts are worth mentioning. Firstly, despite very tight schedule, USSM did not ask for extension of the deadlines presented to us at the first meeting. We relied on our own employees at all levels in creation of required documents.

Secondly, Opinion of the Ministry of Science, Education and Sports issued on 19th of February 2015, that all of our integrated programs are in compliance with Directive 2005/36/EC and Directive 2013/55/EU of European parliament and Council on the recognition of professional qualifications went almost unnoticed.

prof. dr. sc. Zoran Valić / Prof Zoran Valić, MD, PhD

USTROJ MEDICINSKOGA FAKULTETA U SPLITU

ORGANISATIONAL STRUCTURE OF THE SCHOOL OF MEDICINE IN SPLIT

FAKULTETSKO VIJEĆE I POVJERENSTVA MEDICINSKOGA FAKULTETA U SPLITU
SCHOOL COUNCIL AND COMMITTEES OF THE SCHOOL OF MEDICINE IN SPLIT

FAKULTETSKO VIJEĆE

glavno je upravljačko tijelo Fakulteta čiji su nadležnost i sastav izravno propisani Statutom Medicinskoga fakulteta.

Fakultetsko vijeće imenuje **POVJERENSTVA** (stalna i privremena) kao stručna tijela Fakultetskog vijeća.

Stalna povjerenstva su:

- Povjerenstvo za kadrove
- Povjerenstvo za izdavačku djelatnost
- Povjerenstvo za nastavu
- Povjerenstvo za doktorate
- Povjerenstvo za nadzor provedbe nastave
- Etičko povjerenstvo
- Povjerenstvo za trajnu medicinsku izobrazbu
- Povjerenstvo za stegovna pitanja
- Povjerenstvo za nagrade i priznanja
- Knjižnično vijeće
- Odbor za unapređenje kvalitete
- Povjerenstvo za upis studenata
- Povjerenstvo za diplomske i završne radove
- Povjerenstvo za sudbena mišljenja
- Povjerenstvo za unutarnju prosudbu sustava osiguranja kvalitete
- Povjerenstvo za znanost
- Urednički odbor Glasnika

FACULTY COUNCIL

is the main governing body of the School, whose role and structure are defined by the Statute of the University of Split School of Medicine (USSM). Faculty Council names its **COMMITTEES** (permanent and temporary), which are expert bodies of the USSM Council.

Permanent committees are as follows:

- Human Resources Committee
- Publishing Committee
- Teaching Committee
- Master's and PhD program Committee
- Teaching Supervision Committee
- Ethics committee
- Continuing Medical Education Committee
- Disciplinary Committee
- Awards Committee
- Library Council
- Quality Assurance Committee
- Student Admissions Committee
- Thesis Committee
- Committee on Judicial Matters
- Committee for Internal Supervision of Quality Assurance
- Science Committee
- USSM Newsletter Editorial Board

ZAVODI I KATEDRE MEDICINSKOGA FAKULTETA U SPLITU

DEPARTMENTS AND EDUCATIONAL DEPARTMENTS AT THE SCHOOL OF MEDICINE IN SPLIT

ZAVOD ZA ANATOMIJU, HISTOLOGIJU I EMBRIOLOGIJU
DEPARTMENT OF ANATOMY, HISTOLOGY AND EMBRYOLOGY

Izv. prof. dr. sc. Katarina Vukojević, dr. med. / Assoc Prof Katarina Vukojević, MD, PhD
Predstojnica Zavoda / Head of Department

Zavod za anatomiju, histologiju i embriologiju čine sljedeće ustrojbene jedinice:

- Laboratorij za mikroskopiju (voditeljica: doc. dr. sc. Sandra Kostić)
- Laboratorij za istraživanje boli (voditelj: prof. dr. sc. Damir Sapunar)
- Laboratorij za istraživanje ranog razvoja čovjeka (voditeljica: izv. prof. dr. sc. Katarina Vukojević)
- Laboratorij za neurokardiologiju (voditeljica: doc. dr. sc. Natalija Filipović)
- Katedra za anatomiju (pročelnik: prof. dr. sc. Ivica Grković)
- Katedra za histologiju i embriologiju (pročelnica: izv. prof. dr. sc. Livia Puljak)

Povijest Zavoda

Zavod za anatomiju, histologiju i embriologiju prvi je Zavod osnovan na Medicinskom fakultetu u Splitu, 2001. godine, kao znanstvena ustrojbena jedinica koja se razvila na temeljima Katedre za histologiju i embriologiju, Katedre za anatomiju i morfološkog laboratorija. Od svojega osnutka Zavod je bio smješten na lijevom krilu zgrade Patološko-anatomskoga kompleksa (PAK) do 2006. godine. Prostori Zavoda sastojali

Organizational units of the Department of Anatomy, Histology and Embryology are:

- Laboratory for Microscopy (Head: Assist Prof Sandra Kostić)
- Laboratory for Pain Research (Head: Prof Damir Sapunar)
- Laboratory for Early Human Development (Head: Assoc Prof Katarina Vukojević)
- Laboratory for Neurocardiology (Head: Assist Prof Natalija Filipović)
- Educational Department of Anatomy (Head: Prof Ivica Grković)
- Educational Department of Histology and Embryology (Head: Assoc Prof Livia Puljak)

History of the Department

The Department of Anatomy, Histology and Embryology was the first established Department at the School of Medicine University of Split, in 2001, as a scientific organizational unit developed on the foundations of the Department of Histology and Embryology, Department of Anatomy and Morphological Laboratory. From its establishment until 2006, the Department was located in the left wing of the building – Pathology-Anatomy Complex (known as PAK). The premises

su se od morfološkoga laboratorija, šest nastavničkih soba, prostorije za pohranu mikroskopa i mikroskopskih preparata, prostorija za pohranu anatomskih preparata, anatomske sale za sekciju, mikroskopirnice, učionice i seminarske dvorane. Od listopada 2006. Zavod se seli u nove prostore na lijevom krilu 4. kata zgrade A na lokaciji Križine.

Prva predstojnica Zavoda te prva nastavnica zaposlena na Katedri za histologiju i embriologiju Medicinskoga fakulteta u Splitu bila je prof. dr. sc. Mirna Saraga-Babić. S radom je započela 1981. godine na mjestu suradnice u nastavi na Zavodu za histologiju i embriologiju Medicinskoga fakulteta Sveučilišta u Zagrebu, za potrebe Područnoga studija u Splitu. Nakon završenoga poslijediplomskoga studija iz područja biomedicine na PMF-u u Zagrebu i usavršavanja u Laboratoriju za elektronsku mikroskopiju Instituta Max Planck Sveučilišta u Tubingenu, godine 1984. seli se iz Zagreba u Split. Tijekom iste godine postaje magistrica znanosti, a 1985. izabrana je u zvanje znanstvene asistentice. Godine 1988. ponovno odlazi na znanstveno usavršavanje, u Laboratorij za elektronsku mikroskopiju i Laboratorij za patologiju u Helsinkiju u Finskoj. Godine 1989. postaje doktorica znanosti, a 1991. godine ponovno boravi u Finskoj te postaje glavna istraživačica na projektu Ministarstva znanosti „Formiranje glave, aksijalnih i urogenitalnih struktura u čovjeka". Nakon osamostaljenja splitskoga Fakulteta vodi Katedru za građu i razvoj ljudskog tijela II. Od 2005. do 2009. obnašala je dužnost prodekanice za financije, a trenutno je prodekanica za znanost, s mandatom koji je započeo 2015. godine. Tijekom ovoga razdoblja prof. Saraga-Babić bila je voditeljica i suradnica nekoliko znanstveno-istraživačkih projekata MZOŠ-a i međunarodnih projekata, objavila više od 70 znanstvenih radova, bila autorica nekoliko nastavnih udžbenika i histoloških atlasa te mentorica dvadesetak doktorskih disertacija i magisterija.

Izv. prof. dr. sc. Katarina Vukojević trenutna je predstojnica Zavoda, zaposlena je na Zavodu od 2006. godine, prvo u okviru Katedre za histologiju i embriologiju, gdje je magistrirala 2008. i doktorirala 2009., a od 2011. radi u okviru Katedre za anatomiju. Znanstveno se usavršavala kao poslijedoktorandica na Department of Biochemistry, Medical Genetics and Microbiology, Terrence Donnelly Centre for Cellular and Biomolecular Research University of Toronto (2009. – 2010.), Kanada, te na Columbia University College of Physicians and Surgeons, Division of Nephrology, New York, SAD (2013. – 2014.). Tijekom toga razdoblja izv. prof. Vukojević bila je suradnica i voditeljica nekoliko znanstveno-istraživačkih

of the Department consisted of morphological laboratory, six teachers' rooms, the room for storage of the microscope and microscopic preparations, the room for storage of anatomical preparations, anatomy dissection hall, microscopy room, classrooms and seminar rooms. In October 2006, the Department moved to new premises in the left wing of the fourth floor of the building A on Križine location.

The first Head of the Department, and the first teacher employed at the Department of Histology and Embryology, School of Medicine in Split was Prof Mirna Saraga-Babić. She started as a Teaching Associate in 1981 at the Department of Histology and Embryology, School of Medicine, University of Zagreb, for the purposes of medical studis in Split. After completing her postgraduate studies in biomedicine at the University of Zagreb and training in the Laboratory for Electron Microscopy Max-Planck-Institute of the University of Tubingen, she moved from Zagreb to Split in 1984. In the same year, she became Master of Science, and in 1985, she was elected to the position of Research Assistant. In 1988 and 1991, she was educated at the Laboratory of Electron Microscopy and Laboratory of Pathology in Helsinki, Finland. In 1989, she obtained her PhD degree, and in 1991 she became the principal investigator on the project of the Ministry of Science, "The formation of the head, axial and urogenital structures in man".

After the School of Medicine in Split gained its independence, Prof Saraga-Babić became the Head of Department of Structure and Development of the Human Body II. In the period 2005-2009, she was the Vice-Dean for Finance and currently is the Vice-Dean for Science in the term that started in 2015. During this period, Prof. Saraga-Babić was the leader and associate on several research projects both those supported by Ministry of Science, Education and Sports and international projects. She published more than 70 scientific papers and she was the author of several textbooks and a histology atlas as well as a mentor for more than twenty PhD and Master's theses.

Assoc Prof Katarina Vukojevic, the current Head of Department, was employed at the Department in 2006, first at the Department of Histology and Embryology, where she obtained her Master's degree in 2008 and PhD in 2009. Since 2011, she has been working at the Department of Anatomy. She did her postdoctoral training at the Department of Biochemistry, Medical Genetics and Microbiology, Terrence Donnelly Centre for Cellular and Biomolecular Research

Nastavno i suradničko osoblje Zavoda / *Teaching and Associate Staff of the Department:*
Benjamin Benzon, dr. med., Marica Maretić, dipl. ing., doc. dr. sc. Snježana Mardešić, dr. med., izv. prof. dr. sc. Katarina Vilović, dr.med., doc. dr. sc. Natalija Filipović, dr. vet. med., Ivana Vuka, mag. biol. et oecol. mar., Tihana Repić, mag. biol. mol., izv. prof. dr. sc. Livia Puljak, dr. med., Nikola Ključević, dr. med., Danica Ivanković, dr.med., doc. dr. sc. Sandra Kostić, mag. ing. mol. biotehn., izv. prof. dr. sc. Irena Pintarić, dr. med., izv. prof. dr. sc. Katarina Vukojević, dr. med., prof. dr. sc. Mirna Saraga-Babić, dr. med., prof. dr. sc. Ana Marušić, dr. med., prof. dr. sc. Ivica Grković, dr. med.

projekata, objavila više od 50 znanstvenih radova, bila suradnica u izradi histološkoga i anatomskoga atlasa.

Izmjenom Statuta Medicinskoga fakulteta u Splitu 2015. Zavod postaje znanstveno-nastavna ustrojbena jedinica koju čine: Katedra za anatomiju (pročelnik: prof. dr. sc. Ivica Grković), Katedra za histologiju i embriologiju (pročelnica: izv. prof. dr. sc. Livia Puljak), Laboratorij za mikroskopiju (voditeljica: doc. dr. sc. Sandra Kostić), Laboratorij za istraživanje boli (voditelj: prof. dr. sc. Damir Sapunar), Laboratorij za istraživanje ranog razvoja čovjeka (voditeljica: izv. prof. dr. sc. Katarina Vukojević) i Laboratorij za neurokardiologiju (voditeljica: doc. dr. sc. Natalija Filipović). Utemeljitelji su tih katedara i laboratorija prof. dr. sc. Mirna Saraga-Babić, prof. dr. sc. Damir Sapunar i prof. dr. sc. Ivica Grković, koji su svojim predanim radom, projektima i donacijama opremili laboratorije, odredili znanstvene smjernice, doveli Zavod na međunarodno prepoznatljivu razinu. Također su školovali brojni znanstveni i nastavni kadar našega Zavoda, Medicinskoga fakulteta u Splitu, Sveučilišta u Splitu, KBC-a Split i šire, čime su postavili temelje za razvoj novih generacija nastavnika i znanstvenika koji su spremni nastaviti put prema znanstvenoj i nastavnoj izvrsnosti.

University of Toronto (2009-2010), Canada, and Columbia University College of Physicians and Surgeons, Division of Nephrology, New York, USA (2013-2014). During this period, Assoc Prof Vukojevic was the collaborator on and leader of several research projects, published more than 50 scientific papers, and was co-operating in the preparation of histology and anatomy atlas.

By amendment to the Statute of the School of Medicine in 2015, the Department became both scientific and educational organizational unit consisting of the Department of Anatomy (Head: Prof Ivica Grković), Department of Histology and Embryology (Head: Assoc Prof Livia Puljak), Laboratory of Microscopy (Head: Assist Prof Sandra Kostić), Laboratory for Pain Research (Head: Prof Damir Sapunar), Laboratory for Early Human Development (Head: Assoc Prof Katarina Vukojević) and Laboratory for Neurocardiology (Head: Assist Prof Natalija Filipović).

The founders of the Department and of the laboratories were Prof Mirna Saraga-Babić, Prof Damir Sapunar, and Prof Ivica Grković who, through their full commitment, involvement in projects and with support from donations, equipped

Prostorni i radni uvjeti

Zavod je smješten na lijevom krilu 4. kata zgrade A. Na desnoj strani Zavoda nalaze se četiri laboratorija ukupne površine 270 m2, a na lijevoj je strani 8 ureda od 12,5 m2 i 3 pomoćne prostorije za pohranu uzoraka i opreme. Laboratoriji su opremljeni uobičajenom opremom za sve klasične imunohistokemijske i imunofluorescencijske tehnike te uklapanje i pripremu ultratankih rezova za transmisijsku elektronsku mikroskopiju (TEM). Osim klasičnih histoloških tehnika, Zavod posjeduje opremu za staničnu kulturu, elektrofiziologiju, nekoliko mikrotoma, kriotom i ultramikrotom, jedan konfokalni sustav, dva uspravna i jedan invertni fluorescencijski mikroskop. Elektrofiziološka oprema uključuje uređaje za izradu i poliranje pipeta, pojačalo za elektrofiziologiju i mikromanipulator visoke preciznosti. Zavod posjeduje inkubator za staničnu kulturu, zamrzivače, nekoliko hladnjaka, vage i svu sitnu laboratorijsku opremu (kupelji, vruće ploče, centrifuge, tresilice, vlažne komore itd.). Oprema Zavoda solidna je infrastrukturna baza za suvremena istraživanja u kojima se primjenjuju morfološke tehnike, tehnike imunohistokemije na svjetlosnoj i elektronskoj mikroskopiji, fluorescencijske analize živih stanica, elektrofiziološke tehnike analize ionskih kanala te Western blot.

Stručna i znanstvena djelatnost (projekti, organizacija znanstvenih skupova, doktorirali i magistrirali u razdoblju od formiranja Zavoda do 2016.)

Naše istraživačke aktivnosti temelje se na znanstvenim osnovama naših izvrsnih i međunarodno priznatih profesora i docenata (prof. dr. sc. Mirna Saraga-Babić, prof. dr. sc. Damir Sapunar, prof. dr. sc. Ana Marušić, prof. dr. sc. Ivica Grković, izv. prof. dr. sc. Irena Pintarić, izv. prof. dr. sc. Katarina Vilović, izv. prof. dr. sc. Livia Puljak, izv. prof. dr. sc. Katarina Vukojević, doc. dr. sc. Natalija Filipović, doc. dr. sc. Snježana Mardešić i doc. dr. sc. Sandra Kostić). U sklopu Zavoda provode se inovativna znanstvena istraživanja u područjima embrionalnoga razvoja čovjeka, biologije stanica i tkiva, patologije i neuroznanosti (istraživanje boli i neurokardiologija). Postoji značajna znanstvena interakcija između Zavoda i međunarodnih laboratorija, što omogućuje stvaranje snažnoga interdisciplinarnog pristupa, pozitivnoga okruženja, slobode istraživanja i strasti za znanstvenim dostignućima.

laboratories, determined scientific guidelines, and raised the Department to the internationally recognizable level. In addition, they trained numerous scientific and teaching staff members employed at our Department, University of Split School of Medicine as well as University Hospital and beyond, which laid the foundations for the development of new generations of teachers and scientists who are willing to continue the path towards scientific research and teaching excellence.

Space and working conditions

The Department is located in the left wing of the fourth floor of the building A. On the right side of the Department, there are four laboratories with the total area of 270 m2, on the left side there sre 8 offices of 12.5 m2 and 3 additional rooms for storage of samples and equipment.

Laboratories are equipped with conventional equipment for all the classic immunohistochemical and immunofluorescence techniques, and embedding and preparation of ultrathin sections for transmission electron microscopy (TEM). In addition to standard histological techniques, the Department has equipment for cell culture, electrophysiology, several microtome, criotom and ultramicrotome, one confocal system, two vertical and one inverted fluorescence microscope. Electrophysiological equipment includes devices for making and polishing pipette, an amplifier for electrophysiology and high precision micromanipulator. The Department has an incubator for cell culture, freezers, several refrigerators, scales and all the small laboratory equipment (bath, hot plates, centrifuges, shakers, humified chamber, etc.). The equipment of the Department provides a solid, infrastructural base for modern research that applies morphological techniques, immunohistochemistry at light and electron microscopy, fluorescence analysis of living cells, electrophysiological analysis techniques of ion channels and Western blot.

Teaching and scientific activities (projects, organization of scientific meetings, PhD and Master's degrees in the period from the establishmet of the Department until 2016)

Projects

- 2002-2006 "Morphological diversity of dying cells during the development of man", (MSES) (Prof Sapunar D.)
- 2003 "Conserved apoptotic and mitotic genes in deve-

Projekti

- 2002. – 2006. „Morfološka raznolikost umirućih stanica tijekom razvoja čovjeka", MZOŠ (voditelj: prof. dr. sc. Sapunar D.)
- 2003. „Konzervirani, apoptotski i mitotski geni u razvoju i bolesti", MZOŠ (voditeljica: prof. dr. sc. Saraga-Babić M.)
- 2004 „Ronjenje na dah i kardiovaskularni sustav", MZOŠ (suradnica: doc. sr. sc. Mardešić S.)
- 2007. – 2010. Bilateralni hrvatsko-slovenski projekt „Biomarkeri normalnog i abnormalnog razvoja i pridružene multifaktorijalne bolesti", MZOŠ (voditeljica: prof. dr. sc. Saraga-Babić M.)
- 2007. – 2010. „Funkcionalna analiza ozlijeđenih primarnih aferentnih neurona", MZOŠ (voditelj: prof. dr. sc. Sapunar D.)
- 2007. – 2013. „Mehanizmi srčane boli u ishemiji, metaboličkim promjenama i u starosti" MZOŠ (voditelj: prof. dr. sc. Grković I.)
- 2007. – 2008. „Osnivanje laboratorija za eksperimentalnu neurokardiologiju", HRZZ (voditelj: prof. dr. sc. Grković I.)
- 2007. – 2013. „Genski izražaj u ranom razvoju čovjeka", MZOŠ (voditeljica: prof. dr. sc. Saraga-Babić M., sudionica: doc. Mardešić S., prof. Vukojević)
- 2007. – 2013. „Živčana ozljeda i neuropatska bol", MZOŠ (voditelj: prof. dr. sc. Sapunar D., sudionica doc. dr. sc. Kostić S.)
- 2009. „Capacity Building for Research in Croatia", TEMPUS JEP (projektna menadžerica: prof. dr. sc. Puljak L.)
- 2009. – 2010. „Initiative for Improving Pain Education Grant", IASP (koordinatorica: prof. dr. sc. Puljak L., sudionik prof. Sapunar D.)
- 2006. – 2007. „Factors involved in early differentiation and carcinogenesis of human ovary" (voditeljica projekta: prof. dr. sc. Snježana Tomić, suradnica Vukojević K.).
- 2008. – 2009. „Razvoj perifernog živčanog sustava u čovjeka", Ministarstvo nauke i obrazovanja Federacije Bosne i Hercegovine, (voditelj projekta: doc. dr. sc. Škobić H., suradnica prof. dr. sc. Vukojević K.)
- 2010. – 2011. „Izražaj ZAP-70 i proliferativna aktivnost leukemijskih stanica u B-kroničnoj limfocitnoj leukemiji" (voditeljica: izv. prof. dr. sc. Vukojević K.)
- 2012. – 2013. „Uloga Ki-67, a-tubulina i Oct-4 u razvoju kralježničke moždine čovjeka" Ministarstvo nauke i obrazovanja Federacije Bosne i Hercegovine (voditeljica: izv. prof. dr. sc. Vukojević K.)
- 2014. – 2018. R01 DK103184-01National Institute of Health, USA "Genetics of Congenital Obstructive Uropathy", lopment and disease ", (MSES) (Prof Saraga-Babić M.)
- 2004 "Snorkling and the cardiovascular system", (MSES) (collaborator Assist Prof Mardešić S.)
- 2007-2010 "Bilateral Croatian-Slovenian project „Biomarkers of normal and abnormal development and associated multifactorial diseases",MSES (Prof Saraga-Babić M.)
- 2007-2010 "Functional analysis of injured primary afferent neurons", MSES (Prof Sapunar D.)
- 2007-2013 "Mechanisms of cardiac pain in ischemia, metabolic changes and in old age" MSES (Prof Grković I.)
- 2007-2008 " Establishment of the Laboratory of Experimental neurocardiology", Croatian Science Foundation (CSF) (Prof Grković I.)
- 2007-2013 „Gene expression in early human development", MSES (Prof. Saraga-Babić M., Assist Prof Mardešić S., Assoc Prof Vukojević)
- 2007-2013 "Nerve injury and neuropathic pain", MSES (Prof Sapunar D., Assist Prof Kostić S.)
- 2009 "Capacity Building for Research in Croatia", TEMPUS JEP (project manager Assoc Prof Puljak L.)
- 2009-2010 "Initiative for Improving Pain Education Grant", IASP (Assoc Prof Puljak L., Prof Sapunar D.)
- 2006-2007 "Factors involved in early differentiation and carcinogenesis of human ovary" (Prof Tomić S, Assoc Prof Vukojević K).
- 2008-2009 "The development of the peripheral nervous system in a human", FMON, (Assist Prof Škobić H. Assoc Prof Vukojević K).
- 2010-2011 "Expression of ZAP-70 and proliferative activity of leukemia cells in B-chronic lymphocytic leukemia" (Assoc. Prof. Vukojević K)
- 2012-2013 "The role of Ki-67, a-tubulin and Oct-4 in the development of human spinal cord" FMON (Assoc Prof Vukojević K)
- 2014-2018 R01 DK103184-01National Institute of Health, USA "Genetics of Congenital Obstructive Uropathy", (Prof Sanna-Cherchi S, Assoc Prof Vukojević K)
- 2013-2014 "CAKUT Grant", American Association of University Women, (Assoc Prof Vukojević K)
- 2010-2013 "Molecular memory in diabetic neuropathy", CSF (Assoc Prof Puljak L., Prof Sapunar D, Assist Prof Kostić S.)
- 2011 "Gene therapy of neuropathic pain", UKF2A (Assist Prof Kostić S.)
- 2011-2012 "Unity Through Knowledge 2A", UKF (Assoc Prof Puljak L., Prof Sapunar D.)
- 2011-2012 "National Institutes of Health Grant", NS-42150,

(voditelj: prof. Sanna-Cherchi S, suradnica: izv. prof. dr. sc. Vukojević K.)

- 2013. – 2014. "CAKUT Grant", American Association of University Women, (voditeljica: izv. prof. dr. sc. Vukojević K.)
- 2010. – 2013. „Molekularna memorija u dijabetičkoj neuropatiji", HRZZ (voditeljica: prof. dr. sc. Puljak L., sudionici prof. Sapunar D, doc. Kostić S.)
- 2011. „Genska terapija neuropatske boli", UKF2A (voditeljica: doc. dr. sc. Kostić S.)
- 2011. – 2012. „Unity Through Knowledge 2A", UKF (mentorica: prof. dr. sc. Puljak L., koordinator: prof. dr. sc. Sapunar D.)
- 2011. – 2012. „National Institutes of Health Grant", NS-42150, (sudionica: doc. dr. sc. Kostić S.)
- 2012. – „Auditory neuro-electronic interfaces", BICRO PoC (sudionik: prof. dr. sc. Sapunar D.)
- 2013. „Projekt popularizacije znanosti", MZOS (voditeljica: prof. dr. sc. Puljak L.)
- 2014. „Projekt popularizacije znanosti", MZOS (voditeljica: prof. dr. sc. Puljak L.)
- 2014. „Treating neuropathic pain with dorsal root ganglion stimulation – NeuroMod", HRZZ (voditelj: prof. Sapunar D., sudionici :izv. prof. dr. sc. Puljak L., doc. dr. sc. Kostić S. prof. dr. sc. Grković, doc. dr. sc. Filipović)
- 2014. Bilateralni hrvatsko-slovenski projekt „Utjecaj periferne električne stimulacije na analgeziju", (voditelj: prof. dr. sc. Sapunar D.)
- 2015. „Multi-dimensional omics approach to stratification of patients with low back pain; Pain-OMICS" , EU FP7 (klinička koordinatorica: prof. dr. sc. Puljak L.)
- 2015. „Profesionalizam u zdravstvu", HRZZ (sudionica: prof. dr. sc. Puljak L.)
- 2015. „Jačanje kapaciteta Sveučilišta u Splitu za istraživanje, razvoj i inovacije u području medicinske neuroelektronike", STRIPmed (sudionica: doc. dr. sc. Kostić S.)

Organizacija znanstvenih skupova

- 2016.: Splitech 2016 – International multidiscipline conference on Computer and Energy Science 13. – 15. srpnja 2016., Split, Hrvatska (izv. prof. dr. sc. Katarina Vukojević)
- 2008. – 2016.: Hrvatski Cochrane simpozij. Split, Hrvatska (izv. prof. dr. sc. Livia Puljak)
- 2014.: Bridges in Life Sciences 9th Annual Scientific Conference. 27. – 31. svibnja 2014., Split, Hrvatska (izv. prof. dr. sc. Livia Puljak)

(Assist Prof Kostić S.)

- 2012- "Auditory neuro-electronic interfaces", BICRO PoC (Prof Sapunar D.)
- 2013 "The project of popularizing science", MSES (Assoc Prof Puljak L.)
- 2014 "The project of popularizing science", MSES (Assoc Prof Puljak L.)
- 2014 "Treating neuropathic pain with dorsal root ganglion stimulation – NeuroMod", CSF (Prof Sapunar D., Assoc Prof Puljak L., Assist Prof Kostić S., Prof Grković I, Assist Prof Filipović N)
- 2014 Bilateral Croatian-Slovenian project „The influence of peripheral electrical stimulation on analgesia", (Prof Sapunar D.)
- 2015 "Multi-dimensional omics approach to stratification of patients with low back pain; Pain-OMICS", EU FP7 (Assoc Prof Puljak L.)
- 2015 "Professionalism in Health Care", HRZZ (Assoc Prof Puljak L.)
- 2015 "Strengthening the capacity of the University of Split in research, development and innovation in the field of medical neuroelectronics", STRIPmed (Assist Prof Kostić S.)

The organisation of scientific meetings

- 2016: Splitech 2016 – International multidiscipline conference on Computer and Energy Science 13-15 July 2016, Split, Croatia (Assoc Prof Katarina Vukojević)
- 2008-2016: Croatian Cochrane Symposium. Split, Croatia (Assoc Prof Livia Puljak)
- 2014: Bridges in Life Sciences 9th Annual Scientific Conference. 27-31 May 2014, Split, Croatia (Assoc Prof Livia Puljak)

Magistrirali 2007. – 2016. / *Master's degrees obtained during the period 2007 – 2016*

1. Restović I. Medicinski Fakultet Sveučilišta u Splitu, 2007. (mentor: prof. dr. sc. D. Sapunar)
2. Znaor Lj. Medicinski Fakultet Sveučilišta u Splitu, 2007. (mentor: prof. dr. sc. D. Sapunar)
3. Košta V. Medicinski Fakultet Sveučilišta u Splitu, 2007. (mentor: prof. dr. sc. D. Sapunar)
4. Vukojević K. Medicinski Fakultet Sveučilišta u Mostaru, 2008. (mentor: prof. dr. sc. M. Saraga-Babić)
5. Novaković J. Medicinski Fakultet Sveučilišta u Mostaru, 2009. (mentorica: izv. prof. dr. sc. K. Vukojević)
6. Kraljević S. Medicinski Fakultet Sveučilišta u Splitu, 2011. (mentorica: izv. prof. dr. sc. L. Puljak)
7. Marić A. Fakultet zdravstvenih studija, Sveučilište u Mostaru, 2011. (mentorica: izv. prof. dr. sc. L. Puljak)
8. Ćosić A. Fakultet zdravstvenih studija, Sveučilište u Mostaru, 2011. (mentorica: izv. prof. dr. sc. L. Puljak)
9. Ćorić A. Medicinski Fakultet Sveučilišta u Mostaru, 2011. (mentorica: izv. prof. dr. sc. K. Vukojević)
10. Markotić F. Medicinski Fakultet Sveučilišta u Mostaru, 2012. (mentorica: izv. prof. dr. sc. L. Puljak)

Doktorirali 2007. – 2016. / *PhD degrees obtained during the period 2007 – 2016*

1. Carev D. Medicinski Fakultet Sveučilišta u Splitu, 2008. (mentor: prof. dr. sc. M. Saraga-Babić)
2. Puljak L. Medicinski Fakultet Sveučilišta u Splitu, 2008. (mentor: prof. dr. sc. D. Sapunar)
3. Vukojević K. Medicinski Fakultet Sveučilišta u Splitu, 2009. (mentorica: prof. dr. sc. M. Saraga-Babić)
4. Bazina M. Medicinski Fakultet Sveučilišta u Splitu, 2009. (mentorica: prof. dr. sc. M. Saraga-Babić)
5. Lovrić-Kojundžić Medicinski Fakultet Sveučilišta u Splitu, 2009. (mentor: prof. dr. sc. D. Sapunar)
6. Wager E. Medicinski Fakultet Sveučilišta u Splitu, 2010. (mentor: prof. dr. sc. D. Sapunar)
7. Kalibović-Govorko D. Medicinski Fakultet Sveučilišta u Splitu, 2011. (mentorica: prof. dr. sc. M. Saraga-Babić)
8. Novak K. Medicinski Fakultet Sveučilišta u Splitu, 2011. (mentorica: izv. prof. dr. sc. L. Puljak)
9. Novaković J. Medicinski Fakultet Sveučilišta u Mostaru, 2012. (mentorica: izv. prof. dr. sc. K. Vukojević)
10. Bušić Ž. Medicinski Fakultet Sveučilišta u Splitu, 2012. (mentor: prof. dr. sc. D. Sapunar)
11. Mardešić S. Medicinski Fakultet Sveučilišta u Splitu, 2012. (mentorica: prof. dr. sc. M. Saraga-Babić)
12. Aljinović J. Medicinski Fakultet Sveučilišta u Splitu, 2012. (mentori: prof. dr. sc. I. Grković i prof. dr. sc. M. Saraga-Babić)
13. Košta V. Medicinski Fakultet Sveučilišta u Splitu, 2012. (mentor: prof. dr. sc. I. Grković)
14. Marinović-Guić M. Medicinski Fakultet Sveučilišta u Splitu, 2012. (mentor: prof. dr. sc. I. Grković)
15. Vukušić-Pušić T. Medicinski Fakultet Sveučilišta u Splitu, 2013. (mentorica: izv. prof. dr. sc. K. Vukojević)
16. Kostić S. Medicinski Fakultet Sveučilišta u Splitu, 2013. (mentor: prof. dr. sc. D. Sapunar)
17. Poljičanin A. Medicinski Fakultet Sveučilišta u Splitu, 2013. (mentorica: izv. prof. dr. sc. K. Vukojević)
18. Ferhatović L. Medicinski Fakultet Sveučilišta u Splitu, 2013. (mentorica: izv. prof. dr. sc. L. Puljak)
19. Banožić A. Medicinski Fakultet Sveučilišta u Splitu, 2014. (mentor: prof. dr. sc. D. Sapunar)
20. Čarić A. Medicinski Fakultet Sveučilišta u Splitu, 2014. (mentorica: izv. prof. dr. sc. K. Vukojević)
21. Jeličić Kadić A. Medicinski Fakultet Sveučilišta u Splitu, 2014. (mentorica: izv. prof. dr. sc. L. Puljak)
22. Agnić I. Medicinski Fakultet Sveučilišta u Splitu, 2014. (mentor: prof. dr. sc. I. Grković)
23. Janjić T. Medicinski Fakultet Sveučilišta u Mostaru, 2014. (mentorica: izv. prof. dr. sc. K. Vukojević)
24. Tafra R: Medicinski Fakultet Sveučilišta u Splitu, 2014. (mentorica: prof. dr. sc. M. Saraga-Babić)
25. Kero D. Medicinski Fakultet Sveučilišta u Splitu, 2014. (mentorica: prof. dr. sc. M. Saraga-Babić)
26. Mirić L. Medicinski Fakultet Sveučilišta u Splitu, 2015. (mentorica: prof. dr. sc. M. Saraga-Babić)
27. Borić M. Medicinski Fakultet Sveučilišta u Splitu, 2015. (mentorica: izv. prof. sc. dr. L. Puljak)
28. Lešin M. Medicinski Fakultet Sveučilišta u Splitu, 2015. (mentorica: izv. prof. dr. sc. L. Puljak)
29. Jerić M. Medicinski Fakultet Sveučilišta u Splitu, 2016. (mentorica: doc. dr. sc. N. Filipović)
30. Vuica A. Medicinski Fakultet Sveučilišta u Splitu, 2016. (mentorica: doc. dr. sc. N. Filipović)

Plan razvoja (kadrovi, nastava, znanstveni rad)

Na Zavodu radi zajednica znanstvenika i nastavnika raspoređenih u nekoliko istraživačkih grupa i posvećena pružanju poticajne istraživačke okoline za sve članove, za naše studente preddiplomskih i diplomskih studija te poslijedoktorande. Unaprjeđenje nastavnih i znanstvenih procesa temeljni je cilj strategije razvoja Medicinskoga fakulteta u Splitu. Sukladno tom cilju došlo je do povećanja broja nastavnih programa i broja studenata te se očekuje zapošljavanje novih kadrova koji će obavljati nastavnu i znanstveno-istraživačku djelatnost. Nastavna djelatnost obavlja se na najvećoj mogućoj razini kvalitete te je orijentirana na dobrobit studenata i kvalitetu njihova znanja, a plan je održati i dalje unaprjeđivati nastavne procese pisanjem novih nastavnih knjiga, atlasa i praktikuma. Želimo svojim studentima prenijeti važne nastavne i znanstvene spoznaje i pojmove o strukturi ljudskoga tijela i ljudskog razvoja te načela ustroja naših organskih sustava, organa, tkiva i stanica. Osim predstavljanja općega pogleda na građu ljudskoga tijela od razine stanice do razine organskih sustava, uvijek stavljamo velik naglasak i na funkcionalnu i kliničku povezanost. Predanost je Zavoda obrazovati i osposobiti nove generacije liječnika, zdravstvenih djelatnika i znanstvenika koji će biti u stanju odgovoriti na buduće izazove u svim područjima zdravstva i znanosti o životu.

Development plan (personnel, teaching, scientific research)

Scientists and teachers from the Department, distributed in several research groups, have been dedicated to providing stimulating research environment for all members, for our students of integrated study programmes and postdoctoral researchers. Improvement of the teaching and scientific process is a fundamental objective of the development strategy of the School of Medicine in Split. In line with this goal, there has been an increase both in the number of educational programmes and in the number of students. Thus, the recruitment of new staff for the delivery of courses and involvement in scientific research activities is expected. Teaching is carried out at the highest possible level of quality and is organised so that it provides major benefits to all our students in terms of the quality of knowledge they acquire. Therefore, the plan is to maintain this level of standard and further improve the teaching process by writing new teaching books, atlases and practicums. We want to convey our students important educational and scientific knowledge and concepts about the structure of the human body and human development, and the principles of organization of our organ systems, organs, tissues and cells. In addition to presenting the general views of the structure of the human body from the cellular level to the level of organ systems, we always put great emphasis on functional and clinical correlation. The commitment of the Department is to educate and train a new generation of doctors, medical professionals and scientists that will be able to respond to the future challenges in all areas of health care and life sciences.

Udžbenici, poglavlja u udžbenicima i monografije u razdoblju od 2007. do 2016.

Textbooks, chapters in textbooks and monographs during the period 2007 - 2016

1. Saraga-Babić M, Sapunar D, Puljak L, Vukojević K, Lovrić Kojundžić S. Histology Atlas. Virtual Medical School, 2007.
2. Eizenberg N, Briggs C, Adams C, Ahern G, Barker P, Grkovic I, Pitman A. General anatomy principles and applications. Sydney: McGraw-Hill, 2007.
3. Grković I, Miletić D, Kolić K, Janković S, Glavina G. Radiološka anatomija orofacijalnog područja, anomalije i varijacije. U: Janković S. i Miletić D, ur. Dentalna radiografija i radiologija, Split : Medicinski fakultet Sveučilišta u Splitu, 2009.
4. Puljak L, Sapunar D. Neurologija boli. U: Jukić, Majerić-Kogler, Fingler, ur. Bol – uzroci i liječenje. Zagreb: Medicinska naklada, 2010.
5. Puljak L, Sapunar D. Rječnik boli. Split: Redak, 2010.
6. Grković I. Anatomija ženskog spolnog sustava. U: Karelović, D, ur. Infekcije u ginekologiji i perinatologiji. Zagreb: Medicinska naklada, 2012.
7. Marušić A, Bobinac D, Katavić V. Anatomski atlas: Sobotta – Atlas anatomije čovjeka I. + II. + III. hrv. izdanje. Jastrebarsko: Naklada Slap, 2013.
8. Saraga-Babić M, Puljak L, Mardešić S, Kostić S, Sapunar D. Embriologija i histologija čovjeka. Split: Sveučilište u Splitu, 2014.
9. Puljak L. Gdje su dokazi? Prijevod knjige Testing Treatments. Zagreb: Profil, 2014.
10. Glavina Durdov M, Mardešić S i sur. Laboratorijske histopatološke tehnike. Split: Redak, 2015.

Modularni multimedijski nastavni materijali / *Modular multimedia teaching materials*

1. An@tomedia (A New Approach to Medical Education: Developments in Anatomy) CD-rom; Back and Abdomen modules Norman Eizenberg, Christopher Briggs, Priscilla Barker, Ivica Grkovic. 2000., CD, ISBN: 0-646-40731-7, Anatomedia Publishing Pty Ltd.
2. An@tomedia (A New Approach to Medical Education: Developments in Anatomy) CD-rom; Thorax module Norman Eizenberg, Christopher Briggs, Priscilla Barker, Ivica Grkovic. 2002.,CD, ISBN: 0-734-02675-7, Anatomedia Publishing Pty Ltd.
3. An@tomedia (A New Approach to Medical Education: Developments in Anatomy) CD-rom; General Anatomy module Norman Eizenberg, Christopher Briggs, Priscilla Barker, Ivica Grkovic. 2003.,CD, ISBN: 0-734-02691-9, Anatomedia Publishing Pty Ltd
4. An@tomedia (A New Approach to Medical Education: Developments in Anatomy) CD-rom; Abdomen module Norman Eizenberg, Christopher Briggs, Priscilla Barker, Ivica Grkovic. 2004., CD, ISBN: 0-734-02677-3, Anatomedia Publishing Pty Ltd
5. An@tomedia (A New Approach to Medical Education: Developments in Anatomy) CD-rom; Back module Norman Eizenberg, Christopher Briggs, Priscilla Barker, Ivica Grkovic. 2004., CD, ISBN: 0-734-02676-5, Anatomedia Publishing Pty Ltd
6. An@tomedia (A New Approach to Medical Education: Developments in Anatomy) CD-rom; Pelvis module Norman Eizenberg, Christopher Briggs, Priscilla Barker, Ivica Grkovic. 2005., CD, ISBN 0-7340-2729-X, Anatomedia Publishing Pty Ltd
7. An@tomedia (A New Approach to Medical Education: Developments in Anatomy) CD-rom; Upper limb module Norman Eizenberg, Christopher Briggs, Priscilla Barker, Ivica Grkovic. 2009., CD, ISBN 0-7340-2729-X, Mc Graw Hill, Medical

Publikacije objavljene u časopisima indeksiranima u bazi Current Contents (od formiranja Zavoda do 12. 6. 2016.)

Od osnutka Zavoda 2001. do 12. 6. 2016. publicirana su 303 znanstvena rada djelatnika Zavoda. Najveći broj radova objavljen je 2015. godine (35 znanstvenih radova), a rad s

Publications in journals indexed in Current Contents during the period from the establishment of the Department until 12 June 2016

From the establishment of the Department in 2001 to 06/12/2016, staff members published 303 papers. The largest number of scientific articles was published in 2015 (35 articles), and the article with the highest impact factor,

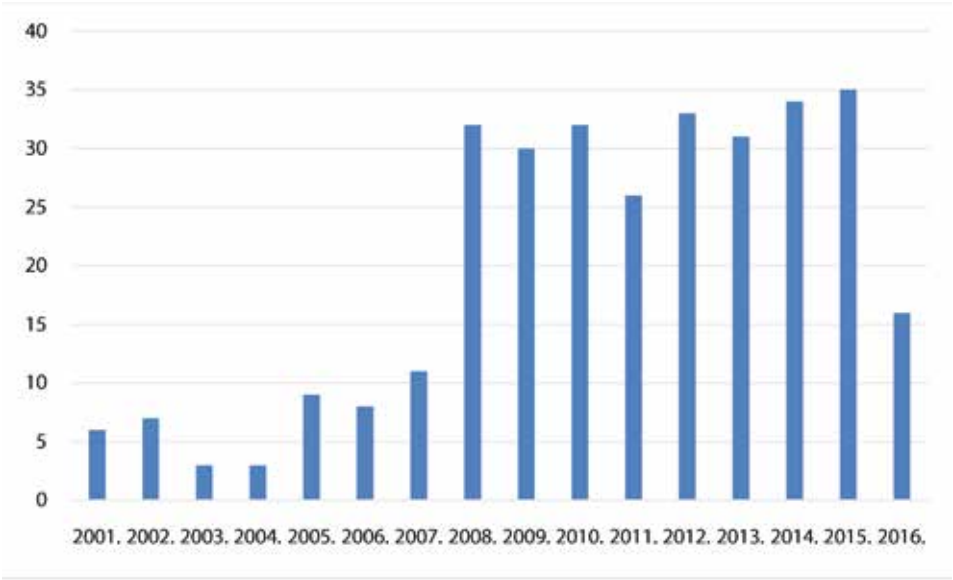

Broj radova na Zavodu 2001. – 2016. / *Number of articles at the Department 2001.-2016.*

najvećim čimbenikom odjeka 59,558 objavljen je 2013. godine u časopisu New England Journal of Medicine. Znanstveni rad s najviše citata (509) objavljen je u časopisu Nature 2010. godine. Rad objavljen u časopisu s najvećim čimbenikom odjeka 5,5 koji su u cijelosti proveli članovi Zavoda u našim laboratorijima objavljen je u časopisu Pain.

59.558, was published in the New England Journal of Medicine in 2013. The scientific article with the most citations (509) was published in the Nature in 2010. The scientific article, published in Pain in 2011, was the article published in the journal with the highest impact factor of (5.5), and this research study was entirely conducted by the members of the Department in our laboratories.

KATEDRA ZA HISTOLOGIJU I EMBRIOLOGIJU
EDUCATIONAL DEPARTMENT OF HISTOLOGY AND EMBRYOLOGY

Izv. prof. dr. sc. Livia Puljak, dr. med. / Assoc Prof Livia Puljak, MD, PhD
Pročelnica Katedre / Head of Department

Povijest Katedre

Katedra za histologiju i embriologiju Medicinskoga fakulteta u Splitu započela je raditi kao dio Zavoda za histologiju i embriologiju Medicinskoga fakulteta Sveučilišta u Zagrebu, za potrebe studija u Splitu. Prva zaposlena nastavnica, a poslije i pročelnica Katedre, bila je prof. Mirna Saraga-Babić, koja je raditi započela 1981. godine u Zagrebu, a zatim se 1984. godine doselila u Split. Nakon osamostaljenja Medicinskoga fakulteta u Splitu vodila je katedru Građa i razvoj ljudskog tijela II. Katedra je od 1984. do 1986. bila smještena u prostorima Biskupove palače, a prva oprema Katedre bio je rotacijski mikrotom, koji je donirao Odjel za patologiju KB-a Split, kada je započela izrada studentskih histoloških preparata i preparata za potrebe znanstvenoga rada uz tehničku pomoć laborantice gđe. Asje Miletić. Nastava se do trenutka osamostaljenja Medicinskoga fakulteta u Splitu provodila uz pomoć nastavnika Zavoda za histologiju i embriologiju Medicinskoga fakulteta u Zagrebu. Od 1986. godine nastava se provodila u zgradi Patološko-anatomskoga kompleksa (PAK).

Godine 1991. na Katedri se zapošljava prof. Damir Sapunar, koji nakon osamostaljenja Fakulteta vodi katedru Građa i razvoj ljudskog tijela I, a nakon usvajanja novoga plana i

History of the Department

The Department of Histology and Embryology at the University of Split School of Medicine was founded as part of the Department of Histology and Embryology, University of Zagreb School of Medicine, for the purposes of teaching in Split. The first teacher employed, and later the Head of the Department, was Prof Mirna Saraga-Babić, PhD, who started working in Zagreb in 1981 and then moved to Split in 1984. After the University of Split School of Medicine gained its independence, Prof Saraga-Babić was appointed the Head of the Department of Morphology and Development of Human Body II.

From 1984 to 1986, the Department was located on the premises of the Bishop's Palace, and the first equipment of the Department was rotary microtome, a donation made by the Department of Pathology from the Clinical Hospital Centre in Split. Histological microscopy slides for medical students and slides for the scientific research were made with the technical assistance of Mrs. Asja Miletić, laboratory technician.

Before Medical School in Split gained its independence, the classes were held with the assistance of the teachers from

programa 2005. godine preuzima vođenje Katedre za histologiju i embriologiju.

Početci znanstvenoga rada na Katedri povezani su i s nabavom prvoga mikroskopa opremljena sustavom za fotografiju. Nastavnici Katedre pokrenuli su dobrotvornu akciju prikupljanja sredstava za kupnju istraživačkoga mikroskopa prodajom slika renomiranih akademskih umjetnika te je tijekom 1994. godine prikupljeno dovoljno novca za kupnju mikroskopa, a naredne je godine kupljen i sustav za mikrofotografiju.

Tijekom Domovinskoga rata rad na Katedri odvijao se u vrlo teškim uvjetima, stoga su nastavnici Katedre bili prisiljeni osloniti se na vlastite snage i u potpunosti samostalno organizirati nastavu. U suradnji s liječnicima KB-a Split nastavnici Katedre objavili su više znanstvenih radova o ratnoj medicini, u kojima se promicala istina o Domovinskom ratu.

Livia Puljak, trenutna pročelnica Katedre, zaposlena je na Katedri 2006. godine, a osnovala je Hrvatski Cochrane i bila njegova prva direktorica. Od 2008. godine na Katedri radi doc. dr. sc. Snježana Mardešić, a od 2009. godine doc. dr. sc. Sandra Kostić, koja je od 2013. godine voditeljica Laboratorija za mikroskopiju.

Prostorni i radni uvjeti

Od listopada 2006. godine Katedra svoj nastavni i istraživački rad obavlja na četvrtom katu novoga dijela zgrade temeljnih medicinskih znanosti Medicinskoga fakulteta u Splitu na Križinama. U novim prostorima smješten je kompletan istraživački pogon koji sačinjavaju tri laboratorija: Laboratorij za istraživanje ranog razvoja čovjeka, Laboratorij za istraživanje boli i Laboratorij za mikroskopiju.

Pomoću znanstveno-istraživačkih projekata Ministarstva znanosti i Hrvatske zaklade za znanost na Katedri je nabavljena značajna količina opreme koja omogućuje primjenu najsuvremenijih morfoloških tehnika. Znanstvena aktivnost Katedre od 2001. godine provodi se u okviru Zavoda za anatomiju, histologiju i embriologiju.

the Department of Histology and Embryology, School of Medicine in Zagreb. From 1986, the teaching was carried out in the Pathology-Anatomy Complex (known as PAK).

In 1991, Prof Damir Sapunar joined the Department, and after the School became independent, he was appointed the Head of the Department of Morphology and Development of Human body I. With the introduction of the new curriculum in 2005, Prof Sapunar was appointed the Head of the Department of Histology and Embryology.

The beginnings of the scientific work at the Department are linked to the purchase of the first microscope equipped with a system for photography. The teachers of the Department launched a charity campaign to raise funds for the purchase of the research microscope by selling pictures of renowned academic artists. In 1994, enough money was raised to buy a microscope. The following year, the system for photomicrography was purchased.

During the war, the Department worked under very difficult conditions, therefore the teachers of the Department were forced to rely on their own strength and completely self-organize the teaching. In collaboration with the doctors from the Clinical Hospital Centre Split, the teachers of the Department published scientific papers on war medicine to promote the truth about the war.

Assoc Prof Livia Puljak, the current Head of the Department, has been employed at the Department since 2006. Assoc Prof Puljak founded the Croatian Cochrane branch and was its first Director. Assist Prof Snježana Mardešić has been employed at the Department since 2008. Assist Prof Sandra Kostić joined the Department in 2009, and has been the Head of the Laboratory for Microscopy since 2013.

Space and working conditions

Since October 2006, the Department has been located on the fourth floor of the new section of the Basic Science Building on Križine. The complete research facility is situated on the new premises, and consists of three laboratories: Laboratory for the Early Human Development, Laboratory for Pain Research and Laboratory for Microscopy. The Department acquired significant amounts of equipment that enables the application of modern morphological techniques through the research projects of the Ministry of Science and the Croatian Science Foundation. Since 2001, research activities have been conducted within the Department of Anatomy, Histology and Embryology.

Nastavno osoblje Katedre / *Teaching Staff of the Department:*
doc. dr. sc. Snježana Mardešić, prof. dr. sc. Mirna Saraga-Babić, doc. dr. sc. Sandra Kostić, izv. prof. dr. sc. Livia Puljak i prof. dr. sc. Damir Sapunar

Mikroskopirnica / *Microscopic room*

Nastavna djelatnost (dodiplomska i poslijediplomska)

Nastavnu djelatnost Katedra provodi u kompleksu temeljnih medicinskih znanosti na Križinama i na sveučilišnom kampusu. U 2016. godini osnovna nastavna djelatnost Katedre sastoji se od održavanja vježba, seminara i predavanja iz predmeta Histologija i embriologija na studijima Medicina, Dentalna medicina, Farmacija, studiju Medicina na engleskom jeziku Medicinskog fakulteta u Splitu te svim studijskim smjerovima Sveučilišnoga odjela zdravstvenih studija Sveučilišta u Splitu.

Na dodiplomskoj nastavi nastavnici Katedre sudjeluju u nastavi i ovih predmeta: Laboratorijske patohistološke tehnike (obvezni predmet) te izborni predmeti Razvoj i prirođene bolesti bubrega, Razvoj i anomalije glave i vrata, Dijete iz „epruvete", Tajna čovjekova razvoja, Igre mišića, Hello kidney, Zagonetka boli, Empatija i bol, Cochrane knjižnica i bol, Kako napraviti vlastiti organ? How safe and effective are treatments used in medicine?

Nastavnici Katedre sudjeluju u nastavi iz obveznih i izbornih predmeta na poslijediplomskim studijima. Na poslijediplomskom doktorskom studiju TRIBE to su obvezni predmeti Komunikacijske i prezentacijske vještine, Pisanje znanstvenog članka, Procjena znanstvenog članka, Upravljanje laboratorijem, Vještine potrebne znanstveniku, Znanost o laboratorijskim životinjama te izborni predmeti Avanture osjeta boli u mozgu, Cochrane knjižnica i dokazi u medicini, Gledanje nevidljivoga, Kako napraviti vlastiti organ, Zagonetka boli i Razvoj spinalnih ganglija čovjeka. Na poslijediplomskom studiju Biologija novotvorina to su izborni predmeti Humani embrio: razvoj, anomalije i tumori te Razvoj, anomalije i tumori zuba i čeljusti u čovjeka.

Osim na Medicinskom fakultetu, nastavnici ove Katedre sudjeluju u radu na Prirodoslovno-matematičkom fakultetu u Splitu te na Medicinskom fakultetu u Mostaru.

Teaching activities (graduate and postgraduate)

The teaching activities of the Department are carried out in the Basic Science Buidling on Križine and at the university campus. In 2016, the basic teaching activities of the Department have been delivered in form of practical classes, seminars and lectures in the Histology and Embryology course, for the study programmes in Medicine, Dental Medicine, Pharmacy, Medical Studies in English and all study programmes of the Department of Health Studies, University of Split.

At the undergraduate level, teachers of the Department participate in the following courses: Laboratory Histopathological Techniques (compulsory course) and elective courses Development and Congenital Kidney Diseases, Development and Anomalies of the Head and Neck, "Test tube" Baby, The Secret of Human Development, The Muscle Games, Hello Kidney, The puzzle of Pain, Empathy and Pain, Cochrane Library and Pain, How to Construct Your Own Organ? How Safe and Effective Treatments are Used in Medicine?

The teachers of the Department participate in the teaching of compulsory and elective courses in postgraduate studies. In the postgraduate doctoral study programme TRIBE, teachers participate in the following compulsory courses: Communication and Presentation skills, Writing the Research Manuscript, Assessment of a Research Article, Laboratory Management, Researcher's Skills, Laboratory Animal Science. The teachers also participate in the following elective postgraduate courses: Adventures of Pain in the Brain, The Cochrane Library and Evidence in Medicine, Seeing the Invisible, How to Construct Your Own Organ, The Puzzle of Pain and The Development of the Human Dorsal Root Ganglion.

In the postgraduate doctoral study program Biology of Neoplasms, teachers participate in elective courses The Human Embryo: the Development, Anomalies and Tumors and Development, Anomalies and Tumours of the Human Teeth and Jaws.

Apart from delivering courses at School of Medicine, the teachers also participate in the teaching process at the Faculty of Science in Split and at the Medical School in Mostar.

Nastavno i suradničko osoblje u akademskoj godini 2016.:

prof. dr. sc. Mirna Saraga-Babić, dr. med.; prof. dr. sc. Damir Sapunar, dr. med.; izv. prof. dr. sc. Livia Puljak, dr. med.; doc. dr. sc. Snježana Mardešić, dr. med.; doc. dr. sc. Sandra Kostić, mag. ing. mol. biotech.; Marica Maretić, mag. chem. ing., viša laborantica.

Prethodni voditelji nastave:
prof. dr. sc. Mirna Saraga-Babić, dr. med.; prof. dr. sc. Damir Sapunar, dr. med.

Plan razvoja (kadrovi, nastava, znanstveni rad)

U skladu s kontinuiranim povećanjem opsega posla i razvojem Fakulteta očekuje se zapošljavanje novih kadrova koji će obavljati nastavnu i istraživačku djelatnost. Nastavna djelatnost obavlja se uredno i redovito, uz pomoć odgovarajućih računalnih programa, što će se nastaviti i ubuduće. Znanstveni rad Katedre razvija se u nekoliko smjerova, uvjetovanih postojećim laboratorijima i opremom te aktivnostima u okviru Hrvatskoga Cochranea, što će se nastaviti i ubuduće.

Teachers and associates (academic year 2016)

Prof Mirna Saraga-Babić, MD, PhD; Prof Damir Sapunar, MD, PhD; Assoc Prof Livia Puljak, MD, PhD; Assist Prof Snježana Mardešić, MD, PhD; Assist Prof Sandra Kostić, PhD, MSc Mol. Biotech.; Marica Maretić, MSc Chem. Eng., senior technician

Previous course coordinators
Prof Mirna Saraga-Babić, MD, PhD; Prof Damir Sapunar, MD, PhD

Development plan (personnel, teaching, scientific research)

In accordance with the continuous increase in the volume of work and the development of the School, the employment of the new staff is planned so that teaching and research activities can be carried out. Teaching is done properly and regularly, with the application of appropriate computer programs, which will continue in the future. Scientific work of the Department is developing in several directions conditioned by the existing laboratory equipment and activities in the context of Croatian Cochrane, which will continue in the future.

Publikacije objavljene u časopisima indeksiranima u bazi Current Contens (2007. – 2016.)
Publications in journals indexed in Current Contents database during the period 2007-2016

Potpuni popis publikacija (270) nalazi se u elektroničkom obliku.
The complete list of publications (270) is enclosed in the digital format.

KATEDRA ZA ANATOMIJU
EDUCATIONAL DEPARTMENT OF ANATOMY

Prof. dr. sc. Ivica Grković, dr. med. / Prof Ivica Grković, MD, PhD
Pročelnik Katedre / Head of Department

Povijest Katedre

Katedra za anatomiju djeluje od početka otvaranja cjelovitoga Medicinskoga studija u Splitu (1979. godine). Nastavu iz anatomije tada su izvodili gostujući nastavnici Medicinskoga fakulteta Sveučilišta u Zagrebu, koji su sudjelovali u opremanju splitskoga ogranka Katedre i u osmišljavanju prostorija u zgradi Anatomsko-patološkoga kompleksa (PAK) dovršena 1986. godine. U rad Katedre postupno se uvode suradnici i nastavnici iz Splita, koji preuzimaju većinu nastavnih obveza, što je bio važan preduvjet za osamostaljenje Medicinskoga fakulteta kao sastavnice splitskoga Sveučilišta. Krajem 2006. godine došlo je do preseljenja znanstveno-istraživačkih laboratorija i dijela ureda Katedre za anatomiju u proširenu i preuređenu zgradu temeljnih medicinskih znanosti na Križinama.

Otvaranje novih studijskih programa na Fakultetu (posebno studija Dentalna medicina) pratilo je kadrovsko osnaživanje, tako da danas Katedra za anatomiju broji 6 nastavnika, 3 suradnika i jednoga anatomskoga tehničara, dakle ukupno 10 djelatnika.

Prva zaposlenica na Katedri za anatomiju bila je Irena Pintarić (zaposlena 1987. godine na mjesto suradnice u nastavi), koja od tada kontinuirano provodi nastavne aktivnosti iz

History of the Department

The establishment of the Department of Anatomy was going in parallel with the opening of 'full duration' of medical studies in Split, and dates back to 1979. The teaching of Anatomy was then performed by visiting academics from the School of Medicine, University of Zagreb, who were engaged in setting up the Department in the Pathology-Anatomy Complex (known as PAK), which was completed in 1986. Assistants from Split were gradually introduced to the Department; they advanced rather quickly and became academics who managed all teaching duties in the Department. This was crucial in the process of establishing of an independent School of Medicine (as part of University of Split), which happened in 1997. In late 2006, there was a relocation of the research laboratories and majority of offices of the Department to the fourth floor of expanded and revamped Basic Science Building (BSB) in Križine.

Opening of new courses and study programs at the School of Medicine (in particular the Study of Dental Medicine) was followed by the expansion of staff members, so today we have 6 academics, 3 assistants/associates and one technician, a total of 10 employees. The first employee in the Department was Irena Pintarić (employed in 1987 as a Teaching Assistant) who, since then, has continuously carried

anatomije na svim studijskim programima. Tijekom poslijediplomskoga usavršavanja boravila je u Laboratoriju za elektronsku mikroskopiju HNO Klinik Sveučilišta u Tübingenu. Tijekom 1990. godine postaje magistrica znanosti, a iste je godine izabrana u zvanje znanstvene asistentice. Godine 1994. postaje doktorica znanosti, a 1998. godine izabrana je u docenticu na Katedri za anatomiju i na Katedri za neuroznanost. Od 2001. godine vodila je Katedru za građu i razvoj ljudskog tijela II. Godine 2005. postaje izvanredna profesorica na Katedri za anatomiju. Profesorica Pintarić od 1998. radi na Odjelu za neurologiju Kliničkoga bolničkog centra Split, najprije kao specijalizantica, a onda kao specijalistica iz neurologije.

Godine 1994. na Katedri je kao suradnica zaposlena Katarina Vilović, koja tijekom 1999. stječe titulu magistrice znanosti, a 2002. godine postaje doktorica znanosti. Tijekom poslijediplomskoga usavršavanja boravi na Zavodu za pretkliničke znanosti Medicinskoga fakulteta u Leicesteru, Zavodu za anesteziju i fiziologiju Medicinskoga fakulteta u Wisconsinu, na Max-Planck Institutu za biologiju u Tübingenu te na Zavodu za fiziologiju na Northwestern University u Chicagu. Godine 2003. izabrana je u znanstveno-nastavno zvanje docentice, a 2009. godine u izvanrednu profesoricu iz anatomije. Profesorica Vilović 2002. godine započinje specijalizaciju iz patologije, a od 2008. godine radi na Kliničkom zavodu za patologiju, sudsku medicinu i citologiju kao specijalistica iz patologije.

Ivica Grković dolazi na Katedru 2004. godine kao povratnik iz inozemstva (Melbourne, Australia). Ivica Grković nakon stjecanja magisterija na Medicinskom fakultetu u Rijeci odlazi na Zavod za anatomiju i staničnu biologiju Medicinskoga fakulteta Sveučilišta u Melbourneu, gdje stječe doktorat znanosti iz područje neurobiologije (1997.) nakon čega nastavlja raditi u znanstveno-nastavnim zvanjima lecturer i senior lecturer na istom Zavodu sve do povratka u Split. Godine 2004. postaje izvanrednim profesorom na Katedri za građu i razvoj ljudskog tijela II, a od 2005. vodi novoosnovanu samostalnu Katedru za anatomiju. Godine 2007. osniva i oprema Laboratorij za eksperimentalnu neurokardiologiju. Redoviti profesor postaje 2011. godine.

Godine 2008. na Medicinski fakultet iz Zagreba dolazi Ana Marušić, redovita profesorica anatomije, koja vodi Katedru za istraživanje u biomedicini i zdravstvu, ali veliki dio nastavne norme ostvaruje na Katedri za anatomiju. Profesorica Marušić cijelo je školovanje i znanstveno-nastavno napredovanje

out all teaching obligations in all study programmes. During her postgraduate training, she visited the lab for electronic microscopy at the University of Tübingen. In 1990, she gained her Master's degree and in 1994 her PhD. In 1998, she was promoted to Assistant Profesor in anatomy and neuroscience. Between 2001 and 2005, she was the Head of the 'Department of Structure and Development of Human Body II', and in 2005 she became an Associate Professor, a title she still holds. From 1998, she has worked full time in the Department of Neurology as a clinician – neurologist.

Katarina Vilović was employed as a Teaching Assistant in 1994, gained her Master's degree in 1999, and PhD in 2002. During her postgraduate training she visited several Departments and Medical Schools: Department of Preclinical Sciences, University of Leicester; Department of Anaesthesia and Physiology, University of Wisconsin; the Max-Planck-Institute for Biology in Tübingen and Department of Physiology at Northwestern University in Chicago. In 2003, she was promoted to the Assistant Profesor and in 2009 to the Associate Professor. In 2002, Professor Vilović began specialization in pathology and since 2008 she has held a full time clinical position in the Department of Pathology, Forensic Medicine and Cytology, as a specialist - pathologist.

Ivica Grković arrived to the Department in 2004 from the University of Melbourne, Australia. Ivica Grković acquired his Master's degree at the Faculty of Medicine in Rijeka in 1992 and gained PhD at the Department of Anatomy and Cell Biology at the University of Melbourne in 1997, where he worked as a lecturer and senior lecturer before returning to Split. In 2004, he became an Associate Professor and since 2005 he has been leading the Department of Anatomy. In 2007, he founded and equipped the Laboratory for Experimental Neurocardiology. He gained Full Professorship in 2011.

2008 is the year of the arrival of Ana Marušić, Full Professor of Anatomy, who leads the Department for Research in Biomedicine and Health Care at the School of Medicine in Split, but also contributes significantly to both teaching and research in the Department of Anatomy. Before arriving to our Department, Prof Marušić progressed from the Teaching Assistant to the Full Professor at the School of Medicine in Zagreb. She did part of her postgraduate training at the University of Connecticut Medical School in Farmington and in the Department of Immune Genetics, Max-Planck Institute for Biology in Tübingen. In the Department of Anatomy, Prof Marušić teaches in all study programmes.

Nastavno i suradničko osoblje Katedre / *Teaching and Associate Staff of the Department:*
izv. prof. dr. sc. Irena Pintarić, Benjamin Benzon, dr. med., izv. prof. dr. sc. Katarina Vukojević, doc. dr. sc. Natalija Filipović, prof. dr. sc. Ivica Grković, Danica Ivanković, dr. med., prof. dr. sc. Ana Marušić, Nikola Ključević, dr. med. i izv. prof. dr. sc. Katarina Vilović

do redovite profesorice ostvarila na Medicinskom fakultetu u Zagrebu, a boravila je na poslijediplomskom usavršavanju na University of Connecticut Health Center Medical School u Farmingtonu te na Department of Immune Genetics, Max-Planck Institutu za biologiju u Tübingenu. Na Katedri za anatomiju profesorica Marušić predaje na svim studijskim programima.

Godine 2011. na Katedri se zapošljavaju Katarina Vukojević i Natalija Filipović kao više asistentice. Katarina Vukojević kao znanstvena suradnica prelazi s Katedre za histologiju i embriologiju, a Natalija Filipović dolazi s Veterinarskoga fakulteta u Zagrebu, na kojem je završila studij i napredovala do zvanja znanstvene suradnice. Katarina Vukojević znanstveno se usavršava na Department of Biochemistry, Medical Genetics and Microbiology, University of Toronto i na Columbia University College of Physicians and Surgeons, New York. Već 2011. godine izabrana je u zvanje docentice, a 2015. godine postaje izvanredna profesorica te pročelnica Zavoda za anatomiju, histologiju i embriologiju. Natalija Filipović nakon trogodišnjega rada na Katedri u zvanju više asistentice napreduje u zvanje docentice iz anatomije 2015. godine. Izv. profesorica Vukojević i docentica Filipović uz održavanje nastave iz anatomije na svim studijskim programima uspješno vode produktivne istraživačke laboratorije na Zavodu

Katarina Vukojević and Natalia Filipović arrived to the Department in 2011 as Teaching Assistants in Anatomy, both already holding their PhDs. Katarina Vukojević came from the Department of Histology and Embryology at our School, while Natalia Filipović came from the Veterinary Faculty in Zagreb. Katarina Vukojević did part of her postgraduate training at the Department of Medical Genetics, Biochemistry and Microbiology, University of Toronto, and at the Columbia University College of Physicians and Surgeons, New York. In 2011, she became an Assistant Professor and in 2015 an Associate Professor and the Head of the Department of Anatomy, Histology and Embryology. Natalia Filipović worked for three years as a Teaching Associate before gaining her Assistant Professorship in 2015. Assoc Prof Vukojevic and Assist Prof Filipović maintain busy teaching schedule, and successfully lead productive research laboratories.

A large number of young associates-assistants were employed by the Department over years. Despite their large and demanding teaching engagement, most of them managed to advance scientifically and academically, and following their stay in the Department (on average two to three years), they continued their professional development within several clinical specialization posts (listed in parentheses for every person), mainly at the Clinical Hospital Centre Split. So,

za anatomiju, histologiju i embriologiju (vidjeti opširnije u poglavlju o Zavodu za anatomiju, histologiju i embriologiju).

Na Katedri za anatomiju bio je angažiran i velik broj mladih suradnika – asistenata koji su, uz velik i zahtjevan nastavni angažman, uspjeli znanstvo napredovati te, prosječno nakon dvije do tri godine rada na Katedri za anatomiju, nastaviti stručno i profesionalno usavršavanje na nekoj od kliničkih specijalizacija (navedene u zagradama), i to velikim dijelom u Kliničkom bolničkom centru Split. Tako su nakon višegodišnjega rada na Katedri i Zavodu 2003. godine otišli Kanito Bilan i Dragan Krnić (kirurgija) te Krešimir Kolić (radiologija), a 2004. godine otišla je Ema Ilijić (neonatologija). Na njihova mjesta dolaze Marija Ćavar i Ivan Agnić (anesteziologija) koji su bili vrlo aktivni u kreiranju novih nastavnih materijala. Nakon njihova odlaska 2006. godine kratko je u zvanju suradnika asistenta radio Nenad Kunac (patologija). Godine 2007. i 2008. zapošljavaju se kao suradnici (asistenti i/ili novaci na znanstveno-istraživačkim projektima) Vana Košta (neurologija), Maja Marinović Guić (radiologija), Ana Čarić (radiologija) i Jure Aljinović (fizikalna medicina i rehabilitacija). Svi oni doktoriraju na Katedri i tek tada odlaze na specijalizacije. U idućoj „smjeni" suradnika 2011. godine na Katedru dolaze Katarina Vukojević, Natalija Filipović i Anita Matas, koja nakon godinu dana odlazi na specijalizaciju (oftalmologija). Godine 2012. u suradnička se zvanja zapošljavaju Marija Ćaran (psihijatrija), Ana Marin (citologija), Marina Jurić Paić (kardiologija), koje se kraće zadržavaju, a na njihova mjesta 2013. godine dolaze Antonija Jeličić Kadić (pedijatrija), Milka Jerić (dermatologija) i Ana Vuica (nuklearna medicina). Godine 2016. navedene kolegice odlaze na specijalizacije nakon što su privele kraju znanstveno-istraživačke aktivnosti i stekle titule doktorica znanosti. Nikola Ključević dolazi na Katedru 2014. godine (zamjena za rodiljni dopust), a nakon odrađenoga staža vraća se na Katedru u prvoj polovici 2016. godine kao suradnik – asistent.

Kad se pogleda „kadrovska protočnost" (u smislu broja suradnika koji „prođu" kroz naš Fakultet), onda je Katedra za anatomiju vjerojatno jedna od vodećih pretkliničkih katedara. U posljednjih dvadeset godina na Katedri je radilo 17 suradnica i suradnika koji su uz zahtjevne nastavne norme uspjeli ostvariti i značajne znanstveno-istraživačke uspjehe „pretočene" u magisterije i doktorate.

Katedra za anatomiju pravi je primjer izvrsnoga rasadnika kvalitetnih kadrova za našu najveću nastavnu bazu, KBC Split, jer najveći je broj vrijednih kolega s anatomije nastavio

after years of working in the Department and the Institute, Kanito Bilan and Dragan Krnić (surgery) and Krešimir Kolić (radiology) left the Department in 2003. After several years of working in the Department, Emma Ilijić (neonatology) also left in 2004. Maria Ćavar and Ivan Agnić (anesthesiology) arrived in 2004 and were very active in creating new teaching materials. After their departure in 2006, Nenad Kunac (pathology) became a Teaching Assistant, but only for one year. In 2007 and 2008, several collaborators were employed either as Teaching Assistants or scientific novices on research projects: Vana Košta (neurology), Maja Marinović Guić (radiology), Ana Čarić (radiology) and Jure Aljinović (physical medicine and rehabilitation). All of them gained their PhDs in the Department and only then went to do clinical specializations. The next 'shift' of assistants included (in 2011) Katarina Vukojević and Natalia Filipović (see above) as well as Anita Matas who left only after a year to do clinical training in ophthalmology. In 2012, teaching assistant posts were taken by Maria Ćaran (psychiatry), Ana Marin (cytology) and Marina Jurić Paić (cardiology). In 2013, Antonia Jeličić Kadić (paediatrics), Milka Jerić (dermatology) and Ana Vuica (nuclear medicine) started with their teaching engagement in the Department. All of them gained their PhDs within 3 years and went on to take clinical training positions in the hospital. Nikola Ključević first arrived to the Department in 2014, and having completed his internship in 2015, returned to the Department in the first half of 2016 as a Teaching Assistant.

When one looks at the personnel turnover rate (in terms of the number of assistants who pass through our School), the Department of Anatomy is probably one of the leading preclinical Departments. Seventeen teaching assistants and associates spent part of their professional life in anatomy and, despite demanding teaching obligations, most of them managed to translate their research results into research publications, Master's theses and PhDs. Department of Anatomy is a true example of an excellent source of high-quality personnel for our largest teaching base, Clinical Hospital Centre Split. We, academics in the Department, keep in touch with our young colleagues, follow their professional development and achievements and often continue professional and scientific collaboration.

Once a year we organize a very popular social gathering of all those who were involved in teaching anatomy and this is our 'anatomical alumni' that we are very proud of!

klinički dio svoje profesije na nekoj od specijalizacija u KBC-u Split. Mi, nastavnici na Katedri, ostali smo u vezi sa svojim mladim kolegama, pratimo njihov profesionalni razvoj i uspjehe, a nerijetko nastavljamo stručnu i znanstvenu suradnju.

Jednom godišnje organiziramo veoma popularno druženje svih onih koji su, tijekom relativno kratke povijesti našega Fakulteta, dio svoje karijere proveli podučavajući studente u famoznoj „dvorani za anatomsku sekciju". To je „anatomski alumni" našega Fakulteta na koje smo jako ponosni!

Prostorni i radni uvjeti

Na početku rada Katedra je bila smještena u prostorima Biskupove palače, a useljenjem u zgradu Patološko-anatomskoga kompleksa (PAK) tijekom 1986. godine Katedra dobiva nove prostore u lijevom krilu zgrade u suterenu i prizemlju. Prostori Katedre sastoje se od dvorane za anatomsku sekciju, laboratorija za pripremu kostiju i za pripremu nemaceriranih preparata, prostorije za pripremu tijela za injiciranje te prostorije s bazenima za čuvanje anatomskih preparata. U dvorani za anatomsku sekciju pohranjeni su svi preparati zglobno-koštanoga sustava te nastavna pomagala i pribor. Tijekom izvođenja nastave nastavnici i studenti koriste se nastavnim prostorijama na PAK-u koje uključuju veliku predavaonicu (tzv. amfiteatar), seminarske dvorane, računalnu učionicu i garderobe za studente. Koncem 2006. godine preseljen je znanstveno-istraživački dio Zavoda za anatomiju histologiju i embriologiju u novi dio zgrade temeljnih medicinskih znanosti Medicinskoga fakulteta u Splitu. U novim prostorima smješten je cjelokupni „istraživački pogon" Zavoda koji sačinjavaju tri laboratorija i poseban Odsjek za mikroskopiju (vidjeti opširnije u poglavlju o Zavodu za anatomiju, histologiju i embriologiju).

Nastavne se aktivnosti iz anatomije, gotovo u cijelosti, izvode na PAK-u.

Nastavna djelatnost (dodiplomska i poslijediplomska)

Do osamostaljenja Fakulteta nastava iz anatomije izvodila se prema planu i programu zagrebačkoga Medicinskoga fakulteta, a osamostaljenjem je usvojena nova organizacija nastavnoga plana i programa. Nastavne cjeline iz histologije i embriologije bile su tada integrirane s anatomskim cjelinama u predmete prve godine studija naslovljene Građa i razvoj ljudskog tijela I i II. Tako organizirana nastava održavala se do ak. god. 2005./2006. kada se, usvajanjem novog plana

Space and working conditions

Initially (and temporarily) the Department was located in the premises of 'Bishop's Palace'. In 1986, it was moved to the left wing of the custom-made building, the pathological anatomical complex (PAK). The departments include following spaces/rooms: dissection hall, laboratory for preparation of dry and non-macerated specimens, the perfusion room, and room with 'pools' for storing anatomical specimens. Within the dissecting room, all dry and plastic specimens and models are located in glass cabinets. During the anatomy teaching blocks, lectures, seminars and practical classes are held in teaching rooms in PAK, including the amphitheatre, seminar halls and a computer classroom. In late 2006, a major part of the Department (research facilities and most of staff offices) was relocated to the fourth floor of the expanded and revamped Basic Science Building (BSB). Most, if not all, anatomy teaching is still organised and delivered in PAK.

Teaching activities (graduate and postgraduate)

Initially, the anatomy curriculum was organised according to the plan and program of Zagreb School of Medicine. In 1997, the new, integrated organization of the curriculum was introduced. The teaching units of histology and embryology were fully integrated with anatomical units with the aim of covering macroscopic and microscopic structure of the body in relation to the human development. The adoption of the new plans and programmes in 2005/06 (in terms of adjustments to the Bologna process in higher education transformation) included separation of integrated course into Anatomy and Histology and Embryology. Teaching activities in the Department are carried out in form of lectures, seminars and practical classes in courses of Medicine (in Croatian and English), Dental Medicine, Pharmacy, and in Health Studies. The total teaching load in all courses comes to around 2300 hours per year.

An integral part of practical classes, in addition to anatomical dissection is demonstrating and learning of fundamental clinical skills on anatomical specimens and phantoms (stitching wounds, intra muscular and intradermal injections, endotracheal intubation, catheterization, lumbar puncture...), and all forms of teaching are thoroughly defined by precise learning outcomes. Apart from compulsory subjects, Anatomy staff members are involved in the delivery of a series of optional graduate subjects (Principles of Radiological Anatomy, Miology in the Gym, Development and Congenital Kidney Disease), and postgraduate subjects

i programa, (a u smislu prilagodbe Bolonjskomu procesu visokoškolske transformacije) predmeti Građa i razvoj ljudskog tijela I i II ponovno razdvajaju na predmete Anatomija te Histologija i embriologija.

Nastavna djelatnost na Katedri provodi se u obliku predavanja, seminara i vježbi na studijima Medicina, Dentalna medicina, Farmacija, studiju Medicina na engleskom jeziku te na svim studijskim smjerovima Sveučilišnoga odjela zdravstvenih studija (OZS) Sveučilišta u Splitu. Ukupna nastavna satnica za navedene predmete iznosi oko 2300 norma-sati. Sastavni je dio vježba iz anatomije na studiju medicine i anatomska sekcija te učenje temeljnih kliničkih vještina na anatomskim preparatima i fantomima (šivanje rana, parenteralna aplikacija lijekova, intubacija, kateterizacija, lumbalna punkcija), a svi oblici nastave temeljito su definirani ishodima učenja. Osim obveznih predmeta, nastavnici i suradnici sudjeluju u održavanju niza izbornih predmeta: Temelji radiološke anatomije, Miologija u teretani, Razvoj i prirođene bolesti bubrega.

Nastavnici Katedre održavaju nastavu na obveznim i izbornim predmetima poslijediplomskih studija: Pisanje znanstvenog projekta, Znanost o laboratorijskim životinjama, Razvoj spinalnog ganglija čovjeka, Stanica, tkivo, signal, slika: neuromorfologija, imunohistokemija na razini

Osim na Medicinskom fakultetu, nastavnici i suradnici Katedre sudjeluju u organizaciji i vođenju nastave na Sveučilišnim odjelima za zdravstvene studije i forenzične znanosti u Splitu te na Medicinskom fakultetu u Mostaru.

Od ustanovljenja sustava unutrašnje evaluacije nastavnoga rada te sveučilišnih anketa s poimeničnim ocjenjivanjem nastavnika, djelatnici Katedre gotovo su redovito bili među najbolje ocijenjenim nastavnicima i suradnicima Medicinskoga fakulteta.

Nastavno i suradničko osoblje

Godine 2016. Katedra za anatomiju brojila je desetero djelatnika, od kojih je šestero u znanstveno-nastavnom zvanju, troje u suradničkom zvanju te jedan pomoćnik.

Djelatnici su Katedre u znanstveno-nastavnom zvanju

- prof. dr. sc. Ivica Grković, redoviti profesor u trajnom zvanju, pročelnik Katedre;
- prof. dr. sc. Ana Marušić, redovita profesorica u trajnom zvanju;

(Writing Scientific Project, 'Science' of Laboratory Animals, Development of Human Spinal Ganglia, Cell, Tissue, Signal, Image: Neuromorphology and Immunohistochemistry at light and EM level...). Academic staff members participate in the organisation and delivery of teaching at the University Department of Health Studies and Forensic Science and at the Medical Faculty in Mostar in Bosnia and Hercegovina. Employees and academic staff members of the Department of Anatomy are regularly among the best marked teachers, according to student evaluation assessments.

Teachers and associates

In 2016, staff members of the Department of Anatomy included 6 academic staff members, 3 assistants/associates and one anatomical technician:

- Prof Ivica Grković, MD, PhD, Tenured Full Professor, Head of Department
- Prof Ana Marušić, MD, PhD, Tenured Full Professor
- Assoc Prof Katarina Vukojević, MD, PhD
- Assoc Prof Irena Pintarić, MD, PhD
- Assoc Prof Katarina Vilović, MD, PhD
- Assist Prof Natalija Filipović, PhD
- Antonija Jeličić Kadić, MD, PhD
- Milka Jerić, MD, PhD
- Nikola Ključević, MD
- Anatomical technician: Mr. Ante Panadić.

- izv. prof. dr. sc. Katarina Vukojević;
- izv. prof. dr. sc. Irena Pintarić;
- izv. prof. dr. sc. Katarina Vilović;
- doc. dr. sc. Natalija Filipović, tajnica Katedre.

Djelatnici u suradničkom zvanju:

- dr. sc. Antonija Jeličić Kadić, viša asistentica;
- dr. sc. Milka Jerić, asistentica;
- Nikola Ključević, dr. med., asistent;

Djelatnik je Katedre u funkciji anatomskoga tehničara g. Ante Panadić.

Svi bivši članovi Katedre koji su sudjelovali u nastavi navedeni su kronološkim redom u povijesnom prikazu Katedre.

Plan razvoja (kadrovi, nastava, znanstveni rad)

Plan razvoja Katedre prikazujem kroz tri grupne aktivnosti: nastavni, znanstveni i administrativni dio (s osvrtom na planiranje kadrova).

U nastavnom dijelu najviše ćemo vremena posvetiti proširenju multimedijskoga pristupa nastavi uz uspostavu 'user friendly' interaktivne mrežne stranice Katedre. Uvođenjem intraneta stvoreni su svi uvjeti da na mrežnim stranicama studenti mogu pronaći sve servisne informacije u vezi s predmetom i power-point prezentacije s predavanja i seminara. Već izrađen silab za vježbe proširit ćemo detaljnim materijalima za predavanja i seminare s jasnim smjernicama za organizaciju nastave te jasno istaknutim ishodima učenja. Ovaj je dio za studij Medicina gotovo završen (i već postavljen na mrežne stranice), a u idućem mandatu bit će izrađen za sve studijske grupe. U sve studije bit će uvedene i specifične kliničke vještine koje se mogu izvoditi na vježbama iz anatomije. Također planiramo uvođenje redovnih konzultacija za studente, a svaki od nastavnika/suradnika imat će i mentorsku skupinu za koju će biti „zadužen" tijekom trajanja kolegija, a i poslije do položenoga ispita.

S kolegama na Medicinskom fakultetu u Rijeci započeli smo raditi na novom udžbeniku iz anatomije u izradu kojega su uključeni svi nastavnici naše Katedre, a profesori Marušić i Grković bit će uz profesoricu Bobinac (Rijeka) glavni urednici. Dovršetak i izdavanje udžbenika planira se do kraja 2017. godine.

Od sljedeće akademske godine u nastavni program studija na engleskom jeziku uvest će se i An@tomedia, multimedijski računalni program za učenje anatomije za koji imamo 'site licence' i koji je instaliran na računalnim jedinicama na PAK-u.

Development plan (staff, teaching, research)

Planning reflects major groups of academic activities: teaching, research and administrative tasks (with emphasis on human resources planning). In teaching, most of the effort will be focused on the expansion of multimedia teaching approaches with the establishment of a 'user friendly' interactive web site of the Department. Already established 'syllabus' for the practical classes will be expanded with detailed materials for lectures and seminars, guidelines for the organisation of teaching and clearly described learning outcomes. In all courses we will introduce specific, clinical anatomy skills that will be taught in practical classes.

We also plan to organise regular consultation for students, and every academic staff member will have a group for which he/she will be responsible for the duration of the course. With colleagues from the Medical School in Rijeka we have started working on the new anatomy textbook. For our students in Medical Studies in English, An@tomedia, a multimedia computer-based program for learning/studying anatomy, for which we have a site licence, will be more formally introduced in the curriculum.

Research activities will be related to individual research laboratories operating within the Department of Anatomy, Histology and Embryology. These activities and plans are described in the section related to the Department.

Administrative activities are focused on making detailed plans and projections of the teaching load, organisation of timetable and even distribution of teaching obligations to academic staff members and assistants. As far as human

U znanstvenom dijelu aktivnosti će biti vezane na pojedine istraživačke laboratorije koji djeluju u Zavodu za anatomiju, histologiju i embriologiju i prikazani su u dijelu monografije koji se odnosi na Zavod.

U administrativnom i kadrovskom dijelu aktivnosti Katedre napravljen je detaljan plan i projekcije nastavnih opterećenja i izvršene nastave u obliku sumarne tablice Katedre (koji se redovito ažurira i šalje Upravi) i prema tome kreirat će se nastavno opterećenje djelatnika i voditi kadrovska politika. Mislimo da je brojčano stanje i odnos između broja nastavnoga i suradničkoga osoblja optimalan za rad Katedre i da ga treba održavati.

resources are concerned, we think that we have a good 'seniority' distribution and that the staff member number should be maintained.

Publikacije objavljene u časopisima indeksiranima u bazi Current Contents (2007. – 2016.)

Textbooks and book chapters during the period 2007 – 2016

Potpuni popis publikacija (198) nalazi se u elektroničkom obliku.

The complete list of publications (198) is enclosed in the digital format.

Literatura / *References*

1. Medicinski fakultet: 1997. – 2007. Monografija povodom desete obljetnice samostalnosti/ [urednici Stipan Janković, Mladen Boban].

Split: Medicinski fakultet Sveučilišta u Splitu, 2007.

ZAVOD ZA INTEGRATIVNU FIZIOLOGIJU
DEPARTMENT FOR INTEGRATIVE PHYSIOLOGY

Prof. dr. sc. Željko Dujić, dr. med. / Prof Željko Dujić, MD, PhD
Predstojnik Zavoda / Head of Department

Zavod za integrativnu fiziologiju čine sljedeće ustrojbene jedinice:

- Laboratorij za kliničku fiziologiju (voditeljica: izv. prof. dr. sc. Darija Baković Kramarić)
- Laboratorij za staničnu fiziologiju (voditeljica: izv. prof. dr. sc. Jasna Marinović)
- Katedra za fiziologiju (pročelnik: prof. dr. sc. Zoran Valić)

Povijest Zavoda

Zavod za integrativnu fiziologiju osnovan je 2007. godine, a za prvoga predstojnika izabran je prof. dr. Željko Dujić (1. 10. 2007.). U razdoblju prije osnivanja nastavno i znanstveno opterećenje na Medicinskom fakultetu u Splitu (MEFST) u cijelosti se značajno povećalo. Zajedno s općim povećanjem povećao se i nastavni, znanstveni i visokostručni rad koji je ustrojavala, usklađivala i izvodila Katedra za fiziologiju. Iako se već tada, u različitim dokumentima, spominjao Laboratorij za kliničku fiziologiju, on formalno nikad nije ustrojen kao zasebna znanstvena jedinica niti je imenovan njegov voditelj. Na zgradi temeljnih medicinskih znanosti MEFST-a u Splitu u rujnu 2006. završena je dogradnja dvaju novih katova. U sklopu općega širenja katedara Katedra za fiziologiju dobila je nove laboratorijske i uredske prostorije te je 2007. osnovan

Organizational units of the Department of Integrative Physiology are:

- Laboratory for Clinical Physiology (Head: Assoc Prof Darija Baković Kramarić)
- Laboratory for Cell Physiology (Head: Assoc Prof Jasna Marinović)
- Educational Department of Physiology (Head: Prof Zoran Valić

History of the Department

The Department of Integrative Physiology (in the following text Department) was established in 2007 with Prof Željko Dujić elected as the first Department Head (1 October 2007). In the period preceding the establishment of the Department, there was a significant increase in teaching and research activities at University of Split School of Medicine. Together with this general increase, the teaching and scientific work performed and coordinated by the Teaching Department of Physiology (Teaching Department in the following text) has also increased. Although at that time, through various documents, there seemed to be an intention of establishing the Laboratory for Clinical Physiology, it was never established as a separate scientific unit and it did not have the appointed leader. In September 2006, the

Zavod za integrativnu fiziologiju. Pri Zavodu se 2012. godine osniva i Laboratorij za staničnu fiziologiju.

Glavni je znanstveni cilj Zavoda istraživanje ljudske fiziologije, poglavito kardiovaskularnoga, respiracijskoga i cerebrovaskularnoga sustava, s posebnim naglaskom na integrativnu analizu fizioloških sustava i kompenzacijskih mehanizama. Integrativni pristup u analizi složenih fizioloških reakcija istražuje se na modelu voljnoga zadržavanja daha, koji izvode elitni ronioci na dah te u uvjetima ronjenja s komprimiranim plinovima (SCUBA ronjenje). U navedenim područjima fiziologije okoliša djelatnici Zavoda spadaju u vodeće istraživače na svjetskoj razini, što se ogleda po broju pozivnih predavanja na međunarodne skupove te broju i citiranosti objavljenih radova. Uz istraživanja utjecaja ronjenja na ljudsko tijelo, posljednjih godina istraživanja uključuju i rad s bolesnicima, posebno onima s kroničnim zatajenjem srca, kroničnom opstrukcijskom bolesti pluća, preboljenim moždanim udarom i koronarnom bolešću. Radi daljnjega razvoja znanstvene stručnosti Zavoda i još dubljega istraživanja kompleksnih fizioloških i patoloških fenomena, nužan je i razvoj kapaciteta koji omogućuju ispitivanje fizioloških procesa na staničnoj i molekularnoj razini. Radi toga znanstvenom su se timu 2007. godine priključili izv. prof. dr. sc. Jasna Marinović i izv. prof. dr. sc. Marko Ljubković, koji su se više godina međunarodno educirali u istraživanjima takve vrste. Od dolaska na Zavod izv. prof. dr. sc. Marinović i izv. prof. dr. sc. Ljubković prijavili su i uspješno dobili nekoliko znanstvenih projekata s međunarodnom recenzijom i osigurali iznose financiranja kojima je kupljena veća količina laboratorijske opreme. Posljednjih nekoliko godina Laboratorij za staničnu fiziologiju razvio je blisku suradnju s Klinikom za bolesti srca i krvnih žila te Zavodom za kardiokirurgiju KBC-a Split. Cilj je suradnje istraživanje patofizioloških mehanizama ishemijske bolesti srca, i to izravno na oboljeloj populaciji, da bi se dobili podaci koji imaju veći potencijal translacije i primjene u kliničkoj praksi negoli su oni dobiveni isključivo na životinjskome modelu.

Zaključno, u proteklom razdoblju aktivnosti Zavoda bile su vrlo produktivne, s većim brojem znanstvenih članaka objavljenih u eminentnim svjetskim časopisima, uspješno obranjenim doktorskim disertacijama, bogatom mrežom međunarodnih suradnika i natprosječnim financiranjem.

construction of two additional floors was finished in the Basic Science Building of the School of Medicine. With that general expansion of the Teaching Departments, Physiology received additional laboratory and office space and in 2007. Thus, the Department of Integrative Physiology was established. In 2012, the Laboratory for Cell Physiology was established within the Department.

The main scientific goal of the Department is investigation of human physiology, especially cardiovascular, respiratory and cerebrovascular system, with special emphasis on integrative analysis of physiological systems and its compensatory mechanisms. An integrative approach to the analysis of complex physiological responses is investigated using the model of voluntary breath-hold performed by elite breath-hold divers as well as in conditions associated with diving with compressed gasses (SCUBA diving). In these physiology areas, scientists from the Department are among the leading scientists at the international level, as can be seen in the number of invited international lectures as well as in number and citations of the published scientific articles. Besides research on effects of diving on human body, recent work at the Department includes also work with patient population, especially chronic heart failure, chronic obstructive pulmonary disease, stroke and coronary disease patients. For further development of the scientific expertise in the Department, the development of capacities enabling investigation of physiological processes at the cellular and molecular level is necessary. For that purpose, two additional scientists joined the Department in 2007: Assoc Prof Jasna Marinović, PhD and Assoc Prof Marko Ljubković, PhD who were internationally educated in this field. From their arrival to the Department, Assoc Prof Marinović and Assoc Prof Ljubković were awarded several internationally-reviewed scientific projects through which they obtained funding for the acquisition of most of the laboratory equipment that is currently in the Laboratory. In recent years, Laboratory for Cell Physiology has developed a close collaboration with the Clinic for Cardiovascular Diseases and Department of Cardiac Surgery at Split University Hospital. The goal of this collaboration is a joint investigation into the mechanisms of ischemic heart disease in patient population in order to obtain scientific data with greater potential for translation to clinical practice, as compared to data obtained in animal models.



Nastavno i suradničko osoblje Zavoda / *Teaching and Associate Staff of the Department:*
prof. dr. sc. Željko Dujić, izv. prof. dr. sc. Jasna Marinović Ljubković, izv. prof. dr. sc. Marko Ljubković, izv. prof. dr. sc. Darija Baković-Kramarić, Tanja Mijačika, dr. med. i prof. dr. sc. Zoran Valić

Prostorni i radni uvjeti

Zavod trenutno raspolaže sljedećim prostorom: četiri laboratorija (tri površine oko 50 m^2 te jedan oko 15 m^2) u zgradi temeljnih medicinskih znanosti na drugom katu. U planu je pokretanje još jednoga laboratorija za istraživanje autonomne funkcije (15 m^2). Uredski prostori uključuju 5 ureda, svaki površine oko 15 m^2. Zaključno se može reći da Zavod raspolaže s oko 250 m^2 korisnoga prostora.

Tehnike i oprema

Od 2002. godine do osnivanja Zavoda nabavljeno je u sklopu znanstveno-istraživačkih projekata aktivnih u tom razdoblju više od 1.500.000 kuna opreme, koja je s uspjehom implementirana u istraživanja. Nabava znanstvenoistraživačke opreme još je intenzivnije nastavljena i u godinama nakon osnivanja Zavoda. Glavna područja istraživanja i pripadajuća oprema su kako slijedi:

a) Kardiovaskularna istraživanja obuhvaćaju ispitivanje funkcije i protoka kroz srce i krvne žile. Korištena oprema: tri ultrazvučna uređaja (uključujući GE E9 i Vivid q za laboratorijska i terenska istraživanja), dva transkranijska Doppler uređaja, dva uređaja za kontinuirano neinvazivno mjerenje arterijskoga tlaka, više uređaja za kontinuirano mjerenje zasićenosti kisikom i ugljičnim dioksidom krvi i tkiva, dvanaestkanalni EKG uređaj itd.

In conclusion, in the past period, the activities of the Department have been very productive with a number of scientific articles published in leading international journals, with successfully-defended doctoral dissertations, a rich network of international collaborators and above-average funding.

Space and working conditions

The following spaces are currently available to the Department: four laboratories (three sized approx. 50 m^2, and one sized approx. 15 m^2) in the second floor in the Basic Science Building. The establishment of another laboratory (for testing of autonomic function) is also planned in one additional room sized 15 m^2. The Department currently has five offices (15 m^2 each). In conclusion, the Department currently encompasses 250 m^2 spaces.

Equipment

From 2002 until the establishment of the Department in 2007, various scientific projects resulted in the acquisition of over 1.5-million Kuna worth laboratory equipment, which was successfully implemented in the research. The acquisition of scientific equipment was further increased in years after the formation of the Department. The main fields of research and associated equipment are as follows:

a) Cardiovascular research with testing of cardiac function and blood flow. The equipment used: three ultrasound

b) Kardiopulmonalna istraživanja obuhvaćaju ispitivanje plućnih funkcija u mirovanju i tijekom tjelovježbe. Korištena oprema: analogni i digitalni statički spirometri, spiroergometrija (laboratorijska i terenska mjerenja). **c**) Ergometrijski uređaji: dvije pokretne trake, dva bicikla ergometri, veslački ergometar, animalni ergometar.

d) Istraživanja autonomnoga živčanog sustava. Korištena oprema: sustav za direktnu analizu mišićne simpatičke aktivnosti te softver za analizu izmjerenih potencijala (Iowa Unit).

e) Oprema u staničnom laboratoriju: sustav za mjerenje mitohondrijske respiracije i proizvodnje reaktivnih kisikovih radikala (high-resolution respirometry - Oroboros O2k), sustav za fluorescentnu mikroskopiju i fluorometriju (PTI Ratiomaster), spektrofotometar za određivanje koncentracije proteina, nukleinskih kiselina i mjerenje enzimatske aktivnosti (Beckman Coulter DU 800), sustav za Western blot određivanje ekspresije proteina, sustav za izolaciju srčanih miocita, luminometar, ostala osnovna laboratorijska oprema (vodena kupelj, centrifuge, tresilice, miješalice i ostalo).

Znanstvena djelatnost (projekti, organizacija znanstvenih skupova, doktorirali i magistrirali u razdoblju od formiranja Zavoda do 2016.)

Popis trenutno aktivnih ili nedavno završenih projekata:

• 2015. – : Voditelj projekta prof. Dujić: "Cerebrovascular regulation during apnea in elite breath-hold divers", HRZZ;

• 2014. – : Voditeljica projekta prof. Baković-Kramarić: "Investigating pathological processes in ischemic human myocardium; basic science tools for major health problem", HRZZ;

• 2013. – 2016.: Voditeljica projekta prof. Marinović-Ljubković: "Myocardial energetics as a target for treatment of ischemic heart disease: A translational approach from patient to mitochondria", HRZZ;

• 2011. – 2014.: Suradnik na projektu Marie Curie Initial Training Network "Phypode" (prof. Dujić), FP7, EU;

• 2011. – 2013.: Voditelj projekta prof. Dujić: "Development of capacities for underwater assessment of cardiovascular parameters", Office of Naval Research, SAD;

• 2009. – 2011.: Voditelj projekta prof. Marko Ljubković: "Exercise-induced improvement of chronic heart failure: the role of KATP channels and mitochondria", Unity through Knowledge Fund

• 2009. – 2011.: Voditelj projekta prof. Dujić: "Physiology of SCUBA diving", Unity through Knowledge Fund.

machines (including GE E9 and Vivid q for laboratory and field studies), two transcranial Doppler devices, two setups for non-invasive assessment of arterial pressure, several devices for continuous measurement of oxygen and carbon-dioxide saturation of blood and tissue, 12-channel ECG, etc.

b) Cardiopulmonary testing including pulmonary function at rest and during exercise with associated equipment (analog and digital static spirometers, laboratory and field spiroergometry)

c) Ergometers: two treadmills, two bicycle ergometers, rowing ergometer, ergometers for laboratory animals.

d) Autonomic nervous system research: system for assessment of muscle sympathetic nerve activity and software for analysis of measured potentials (Iowa Unit).

e) Equipment of Cell Physiology Laboratory: System for assessment of mitochondrial respiration and reactive oxygen species production (high-resolution respirometry – Oroboros O2k); system for fluorescent microscopy and fluorometry (PTI Ratiomaster); spectrophotometer for assessment of protein, DNA and RNA concentrations, and measurement of enzyme activities (Beckman Coulter DU 800); system for Western blotting, system for isolation of cardiac myocytes; luminometer; other general laboratory equipment (water baths, centrifuges, shakers, etc.).

Scientific activities (projects, PhD and Master's degrees in the period from the establishment of the Department until 2016)

List of active or recently completed projects:

- 2015 - Project coordinator: Prof Dujić: "Cerebrovascular regulation during apnea in elite breath-hold divers", Croatian Science Foundation (CSF);
- 2014 – Project coordinator: Assoc Prof Baković-Kramarić: "Investigating pathological processes in ischemic human myocardium; basic science tools for major health problem", CSF;
- 2013 – 2016 Project coordinator: Assoc Prof Marinović-Ljubković: "Myocardial energetics as a target for treatment of ischemic heart disease: A translational approach from patient to mitochondria", CSF;
- 2011-2014 Partner on Marie Curie Initial Training Network project "Phypode" (Prof Dujić), FP7, EU;
- 2011 – 2013 Project coordinator: Prof Dujić: "Development of capacities for underwater assessment of cardiovascular

Od osnivanje Zavoda do danas 14 kandidata, kojima su mentori bili zaposlenici Zavoda, obranilo je doktorsku disertaciju (Ante Obad, Nediljko Pivac, Petra Zubin-Maslov, Dennis Madden, Tonći Batinić, Vladimir Ivančev, Ivan Palada, Duška Glavaš, Toni Brešković, Jakša Zanchi, Jasenka Kraljević, Gordan Džamonja, Lovre Uglešić, Mihajlo Lojpur), a trenutno se izvode istraživanja s nizom drugih doktoranada (Marija Ćavar, Mislav Lozo, Krešimir Čaljkušić, Rinaldo Romac, Suzana Mladinov, Tanja Mijačika, Nada Bilopavlović).

Djelatnicima Zavoda dodijeljene su prestižne državne (2006. godine prof. dr. Željko Dujić, godišnja nagrada za znanost, 2007. godine dr. sc. Ivan Palada, godišnja nagrada za znanstvene novake, a dr. sc. Toni Brešković dobitnik je iste nagrade za 2010.) i lokalne nagrade za znanstvene aktivnosti (2014. godine prof. dr. Željko Dujić, nagrada za znanstvena postignuća „Ruđer Bošković", Sveučilište u Splitu).

parameters", Office of Naval Research, USA;

- 2009 – 2011 Project coordinator: Assoc Prof Marko Ljubković: "Exercise-induced improvement of chronic heart failure: the role of KATP channels and mitochondria", Unity through Knowledge Fund;
- 2009 – 2011 Project coordinator: Prof Dujić: "Physiology of SCUBA diving", Unity through Knowledge Fund.

Since the establishment of the Department, 14 PhD theses were defended under the mentorship of the Department staff (Ante Obad, Nediljko Pivac, Petra Zubin-Maslov, Dennis Madden, Tonći Batinić, Vladimir Ivančev, Ivan Palada, Duška Glavaš, Toni Brešković, Jakša Zanchi, Jasenka Kraljević, Gordan Džamonja, Lovre Uglešić, Mihajlo Lojpur), while at present, research for PhD theses has been either completed or still in progress by several other candidates (Marija Ćavar, Mislav Lozo, Krešimir Čaljkušić, Rinaldo Romac, Suzana Mladinov, Tanja Mijačika, Nada Bilopavlović).

Department staff has received prestigious national (Prof Željko Dujić, Annual Science Award, 2006; Ivan Palada MD, PhD, Annual Science Award for Young Novices, 2007; and Toni Brešković MD, PhD, the same award for 2010) and regional science awards (Prof Željko Dujić, University of Split Annual Science award in Biomedical Field for 2014 with the figure of Ruđer Boškovića).

Doktorirali i magistrirali na Zavodu ili pod mentorstvom djelatnika Zavoda

PhD theses defended at the Department of Integrative Physiology

- Marko Ljubković, Cardiomyocyte resistance to injury can be enhanced by modulation of mitochondrial K+ homeostasis, Medical College of Wisconsin, 2007.
- Jasna Marinović Ljubković, The role of sarcolemal KATP channel in cardiac preconditioning and apoptosis, Medical College of Wisconsin, 2007.
- Ivan Palada, Utjecaj ponavljanih apneja na odabrane cerebralne i kardiovaskularne varijable te na veličinu slezene u ljudi, Medicinski fakultet u Splitu, 2007.
- Ante Obad, Utjecaj ronjenja na komprimirani zrak i primjene vitamina C i E na izabrane funkcije ljudskog srca i endotelnu funkciju nadlaktične arterije, Medicinski fakultet u Zagrebu 2009.
- Vladimir Ivančev, Specifičnosti cerebrovaskularnog, kardiorespiracijskog i simpatičkog živčanog odgovora na ugljični dioksid u ronilaca na dah, Medicinski fakultet u Splitu, 2009.
- Toni Brešković, Senzitivnost perifernih kemoreceptora, te obrazac aktivacije simpatičkog živčanog sustava tijekom zadržavanja daha pri različitim volumenima pluća u ronilaca na dah, Medicinski fakultet u Splitu, 2011.
- Petra Zubin, Obrazac aktivacije simpatičkog živčanog sustava u bolesnika s kroničnim stabilnim srčanim zatajenjem i u zdravih kontrolnih ispitanika, Medicinski fakultet u Splitu, 2013.
- Jasenka Kraljević, Učinak aerobnog intervalnog treninga na patološko remodeliranje i mitohondrijsku disfunkciju u štakora s poslije infarktnim zatajenjem srca, Medicinski fakultet u Splitu, 2015.

Bogata znanstvena djelatnost dovela je do izražene međunarodne suradnje koja je proširena i na institucije na kojima su suradnici zaposleni. Posebno se izdvajaju:

1) Norwegian University of Science and Technology, Trondheim, Norveška
2) Mayo Clinic College of Medicine, Rochester, SAD
3) Medical College of Wisconsin, Milwaukee, SAD
4) University of Western Ontario, London, Kanada
5) University of Hannover Medical School, Njemačka
6) University of British Columbia, Kelowna, Kanada
7) University of Copenhagen School of Medicine, Danska
8) Universite de Paris-Sud, Francuska.

S istraživačima s navedenih institucija postoje zajedničke studije i zajednički originalni istraživački radovi.

Plan razvoja (kadrovi, nastava, znanstveni rad)

Zavod planira nastavak razvoja znanstvenih aktivnosti u svim aspektima, koji uključuju zapošljavanje novih kadrova, nabavu dodatne opreme te proširivanje znanstvene suradnje s vrhunskim ustanovama. Kratkoročni je prioritet da se na doktorski studij u inozemstvo pošalje (pošalju) osoba (osobe) koje bi činile sljedeću generaciju znanstvenika koji će nastaviti raditi pri Zavodu. Pritom je važno da se, uz daljnji razvoj ekspertize u području fiziologije, također uključuju i druga komplementarna područja (kao npr. biokemija i molekularna biologija).

Intensive research activities resulted in effective international collaboration with Institutions in which collaborators are employed. Especially important contacts:

1) Norwegian University of Science and Technology, Trondheim, Norway,
2) Mayo Clinic College of Medicine, Rochester, USA,
3) Medical College of Wisconsin, Milwaukee, USA,
4) University of Western Ontario, London, Canada,
5) University of Hannover Medical School, Germany,
6) University of British Columbia, Kelowna, Canada,
7) University of Copenhagen School of Medicine, Denmark,
8) Universite de Paris-Sud, France.

Joint studies and papers were published with collaborators from the above mentioned institutions.

Development plan (staff, teaching, research)

The Department is planing to continue to build research reputation in all aspects, which includes an increase in the number of staff, purchase of novel equipment and broadening of international colaboration with top institutions. A short term priority is to send several candidates to PhD training abroad in order to create a new generation of scientists that will continue to work at the Department in the future. An important aspect to keep in mind is to develop methods in the fields complementary to physiology (e.g. biochemistry, molecular biology).

Publikacije objavljene u časopisima indeksiranima u bazi CC/SCI (od formiranja Zavoda do 2016.)

Papers published in journals indexed in CC/SCI (since the establishment of the Department until 2016)

Djelatnici Zavoda objavili su od početka rada Zavoda do danas više od 100 znanstvenih radova koji su ukupno citirani više od 1500 puta. Znanstveni su radovi objavljeni u ponajboljim fiziološkim, ali i kliničkim časopisima poput Journal of Physiology (IF 5,3), Hypertension (IF 7,3), Sports Medicine (IF 5,2), Exercise Sports Science Reviews (IF 5,2), British Journal of Pharmacology (IF 5,0), Journal of Applied Physiology (IF 4,2), Medicine Science Sports and Exercise (IF 4,1), Cardiovascular Research (IF 5,9). Objavljen je i pregledni članak o utjecaju tjelovježbe prije, za vrijeme i nakon ronjenja na broj mjehurića i pojavu dekompresijske bolesti (Exercise Sports Science Reviews 2008) te još dva pregledna članka o fiziologiji ronjenja na dah (Sports Medicine i Translational Neuroscience 2013).

Djelatnici Zavoda aktivni su recenzenti za brojne vrhunske časopise te za međunarodne znanstvene agencije poput Slovenian Research Agency i Canadian Institute of Health.

Since the establishment of the Department, the Department staff have published over 100 research papers that have been cited more than 1500 times. The papers have been published in elite physiological, and also clinical, journals such as Journal of Physiology (impact factor, IF 5.3), Hypertension (IF 7.3), Sports Medicine (IF 5.2), Exercise Sports Science Reviews (IF 5.2), British Journal of Pharmacology (IF 5.0), Journal of Applied Physiology (IF 4.2.), Medicine Science Sports and Exercise (IF 4.1.), Cardiovascular Research (IF 5.9). The review paper about the influence of exercise before, during and after SCUBA diving on number of venous gas emboli and decompression sickness was published (Exercise Sports Science Reviews 2008), whereas the other two review papers addressed physiology of breath hold diving (Sports Medicine 2012 and Translational Neuroscience 2013).

The Department staff is actively involved in the review process for a number of journals and international funding agencies, such as Slovenian Research Agency and Canadian Institute of Health.

KATEDRA ZA FIZIOLOGIJU
EDUCATIONAL DEPARTMENT OF PHYSIOLOGY

Prof. dr. sc. Zoran Valić, dr. med./ Prof Zoran Valić, MD, PhD
Pročelnik Katedre / Head of Department

Povijest Katedre

Kao što je Medicinski fakultet u Splitu proizašao iz Područnoga studija medicine u Splitu Medicinskoga fakulteta Sveučilišta u Zagrebu, tako se i Katedra za fiziologiju u Splitu razvila iz one zagrebačke, čiji su profesori započeli s nastavom iz fiziologije i imunologije u akademskoj godini 1980./1981. Prvi nastavnik koji je izabran isključivo za potrebe nastave u Splitu bio je prof. dr. sc. Željko Dujić. On je 1. ožujka 1988. godine izabran za asistenta nakon što je 1986. godine na Medical College of Wisconsin završio trogodišnje poslijediplomsko školovanje i stekao zvanje doktora znanosti. Služeći se znanjima i iskustvom stečenim u laboratoriju prof. dr. Željka Bošnjaka, uspješno pokreće nastavne i znanstvenoistraživačke aktivnosti u Splitu. Za docenta je izabran 1991., za izvanrednoga profesora 1996., za redovitoga profesora (prvi izbor) 1999., a u trajno zvanje 2004.

U jesen 1993. godine Katedri u Splitu kao drugi član pridružuje se prof. dr. sc. Janoš Terzić, također nakon povratka s usavršavanja u SAD-u. Sudjeluje u svim nastavnim djelatnostima Katedre, a od 1995. sudjeluje i u nastavi iz molekularne biologije na Katedri iz biologije. U znanstveno-nastavno zvanje docenta bira se 2001. godine. Akademske godine 2006./2007. osniva Katedru za imunologiju i medicinsku genetiku, kroz koju ostvaruje svoje daljnje napredovanje.

History of the Department

In the same way as the University of Split School of Medicine evolved from the University of Zagreb School of Medicine, the Department of Physiology in Split developed from the Department of Physiology in Zagreb whose Professors began teaching classes in physiology in academic year 1980/1981. The first teacher elected for delivering classes in Split was Prof Željko Dujić, PhD. On 1 March 1988, he obtained the postdoctoral fellowship position in Split, after he completed his three-year PhD programme and was awarded the PhD title at Medical College of Wisconsin in 1986. Prof Dujić successfully started educational and research activities in Split by applying knowledge and experience gained in the laboratory of Prof Željko Bošnjak at MCW. He was elected Assistant Professor in 1991, Associate Professor in 1996, Full Professor of Physiology in 1999, and Full Professor with Tenure in 2004.

In fall of 1993, Prof Janoš Terzić joined the Department of Physiology as the second staff member, after completing postdoctoral fellowship in the USA. He participates in all educational activities run by the Department, and from 1995 he has also been teaching Molecular Biology at the Department of Biology in Split. He was elected Assistant Professor in 2001. In academic year 2006/2007, he established the

Nakon višegodišnjega poslijedoktorskoga znanstvenog usavršavanja u SAD-u (prof. dr. Edward J. Zuperku, Medical College of Wisconsin), 1996. godine Katedri se priključuje prof. dr. sc. Zoran Đogaš. Prof. dr. sc. Đogaš ponajprije se posvećuje nastavi neurofiziologije, a 1997. godine, nakon stjecanja zvanja doktora znanosti, osniva Katedru za neuroznanost u sklopu samostalnoga Medicinskoga fakulteta u Splitu. Daljnje napredovanje odvija se kroz istoimenu Katedru.

Prof. dr. sc. Zoran Valić Katedri za fiziologiju pridružuje se 2001. godine, nakon trogodišnjega poslijedoktorskoga usavršavanja u laboratoriju Philip S. Clifforda na Medical College of Wisconsin. Koristeći se rezultatima dobivenima u SAD-u, 2002. godine stječe zvanje doktora znanosti. Njegovom aktivnošću dolazi do zamaha znanstvenoistraživačke djelatnosti te se stvaraju preduvjeti za osnivanje Zavoda za integrativnu fiziologiju. Za docenta je izabran 2003., za izvanrednoga profesora 2007., za redovitoga profesora (prvi izbor) 2011., a postupak izbora u trajno zvanje pokrenut je 2016.

Prof. dr. sc. Darija Baković Kramarić Katedri se pridružuje 2000. godine na mjestu znanstvene novakinje kao jedan od najboljih studenata svoje generacije. Nakon završenoga poslijediplomskoga studija na Medicinskom fakultetu u Splitu, obranom disertacije 2006. godine stječe zvanje doktorice znanosti. Iste je godine izabrana za docenticu, a za izvanrednu profesoricu 2011.

Godine 2002. kao gostujući izvanredni profesor bira se ugledni znanstvenik Ivan Đikić, koji sudjeluje u nastavi te pomaže u znanstvenom razvoju Katedre. Godine 2006. prelazi na Katedru za imunologiju i medicinsku genetiku.

Godine 2007. za potrebe Katedre za fiziologiju ugovor o radu sklapa Ivana Banić, dipl. ing., čime se značajno olakšavaju nastavna i istraživačka djelatnost.

Prof. dr. sc. Marko Ljubković i prof. dr. sc. Jasna Marinović Ljubković završili su 2007. godine poslijediplomsko školovanje na Medical College of Wisconsin i stekli zvanje doktora znanosti. Nakon petogodišnjega usavršavanja u laboratoriju prof. dr. sc. Željka Bošnjaka vraćaju se u Split i od studenoga 2007. godine zaposleni su na Katedri za fiziologiju. Za docente se biraju 2008., za izvanredne profesore 2012.

Katedra je 1997. godine osnovana kao Katedra za fiziologiju. Promjenom studijskoga programa 2003. godine Katedra se

Department of Immunology and Medical Genetics through which he has been pursuing scientific career.

After he had spent several years of postdoctoral fellowship in the laboratory of Prof Edward J. Zuperku at Medical College of Wisconsin, Prof Zoran Đogaš joined the Department of Physiology in 1996. Since his primary field of interest is neuroscience, after he had been awarded PhD title in 1997, he established the Department of Neuroscience at newly formed University of Split School of Medicine. He has made further advances in his scientific career through this Department.

Prof Zoran Valić joined the Department of Physiology in 2001, after completing three years of postdoctoral fellowship in the laboratory of Prof Philip S. Clifford at Medical College of Wisconsin. Using data obtained during his fellowship, he was awarded PhD title at the University of Split School of Medicine. Prof Valić expanded research and scientific activities of the Department, which created foundations for the establishment of the Department of Integrative Physiology. He was elected Assistant Professor in 2003, Associate Professor in 2007, Full Professor of Physiology in 2001, and the procedure for obtaining a position of Full Professor with Tenure started in 2016.

Prof Darija Baković Kramarić, after graduating with honors at the University of Split School of Medicine, joined the Department of Physiology in 2000. She enrolled into the PhD programme and was awarded PhD title at the University of Split School of Medicine in 2006. In the same year, she was elected Assistant Professor, and Associate Professor in 2011.

In 2002, Prof Ivan Đikić, a world renowned scientist, was elected a Visiting Associate Professor, helping in scientific development of the Department. In 2006, he joined the Department of Immunology and Medical Genetics.

In 2007, the Department of Physiology finally employed Ivana Banić as a laboratory technician. She significantly contributes to educational and research activities of the Department.

Prof Marko Ljubković and Prof Jasna Marinović Ljubković completed their PhD programmes and were awarded PhD titles at Medical College of Wisconsin in 2007. In total they had five years of postdoctoral fellowship in the laboratory of Prof Željko Bošnjak at MCW. Since November 2007, they

Nastavno i suradničko osoblje Katedre / *Teaching and Associate Staff of the Department:*
prof. dr. sc. Željko Dujić, izv. prof. dr. sc. Jasna Marinović Ljubković, izv. prof. dr. sc. Marko Ljubković, izv. prof. dr. sc. Darija Baković-Kramarić, Tanja Mijačika, dr. med. i prof. dr. sc. Zoran Valić

Studenti na nastavi iz fiziologije / *Students in Physiology Class*

spaja s Katedrom za fiziku te se formiraju dvije nove katedre: Fiziologija s biofizikom 1 i 2. Prof. dr. sc. Janoš Terzić postaje pročelnik katedre Fiziologija s biofizikom 1, a prof. dr. sc. Željko Dujić pročelnik katedre Fiziologija s biofizikom II.

Novim studijskim programom, akademske godine 2006./2007. Katedri se vraća naziv Katedra za fiziologiju, a pročelnikom sljedeće desetljeće postaje prof. dr. sc. Željko Dujić.

Nakon osnivanja Zavoda za integrativnu fiziologiju na sjednici Fakultetskoga vijeća u rujnu 2007. godine i izbora prof. dr. sc. Željka Dujića za njegova predstojnika u listopadu iste godine, pročelništvo Katedre preuzima prof. dr. sc. Zoran Valić.

Prostorni i radni uvjeti

Katedra za fiziologiju smještena je u zgradi temeljnih medicinskih znanosti (zgrada A) Medicinskoga fakulteta u Splitu, i to u južnom dijelu njezina drugoga kata. Na raspolaganju nam stoje tri velika i jedan manji laboratorijski prostor ukupne površine veće od 150 m2, vrlo dobro opremljeni istraživačkom opremom. Iako je njihova namjena ponajprije znanstvenoistraživačka, Katedra se njima uspješno koristi i za održavanje vrlo kvalitetnih vježba. Nadalje, u sklopu Zavoda/Katedre nalazi se i pet uredskih prostora te apartmanski prostor pogodan za kraći boravak suradnika. Neposredna nastava odvija se u predavaonicama, seminarskim i informatičkim dvoranama, laboratorijima i mikroskopirnici koji se nalaze u različitim zgradama Medicinskoga fakulteta u Splitu. Njihov najveći broj nalazi se u zgradi A ili u toplom vezom povezanoj zgradi B, što planiranje i održavanje nastave čini relativno jednostavnim kako za nastavnike tako i za studente. Iz svega navedenoga proizlazi da radni uvjeti zadovoljavaju nastavne aktivnosti na Katedri.

Nastavna djelatnost

Integrirana nastava

Najveći dio nastavnoga opterećenja nastavnika s Katedre za fiziologiju odnosi se na izvođenje nastave iz predmeta Fiziologija na svim četirima integriranim studijskim programima Medicinskoga fakulteta u Splitu: Medicina, Medicina na engleskom jeziku, Dentalna medicina i Farmacija. Satnica predmeta ovisi o studijskom programu te iznosi 180 sati na studiju Medicina i Medicina na engleskom jeziku, 140 na studiju Dentalna medicina te 105 na studiju Farmacija. U nastavi pretežu seminarski oblik nastave i vježbe, dakle rad u manjim skupinama studenata. Navedeno rezultira s više od

have been employed at the Department of Physiology in Split. They were elected Assistant Professors in 2008 and Associate Professors in 2012.

The Department was founded in 1997 under the name of Department of Physiology. Following the changes introduced to the curriculum in 2003, the Department of Physiology was merged with the Department of Physics, so the two new Departments were formed: Physiology with Biophysics 1 and 2. Prof Janoš Terzić was the Head of the Department of Physiology with Biophysics 1, whereas Prof Željko Dujić became the Head of the Department of Physiology with Biophysics 2.

Based on the new study programme, adopted in academic year 2006/2007, the Department was renamed to its original name, Department of Physiology, and Prof Željko Dujić remained its Head for the next decade.

After the establishment of the Department of Integrative Physiology by decision of the Faculty Council in September of 2007, Prof Željko Dujić was elected the Head in October of the same year. Subsequently, Prof Zoran Valić became the Head of the Department of Physiology, and has held this position up to present time.

Space and working conditions

The Department of Physiology is located on south part of the second floor in the Basic Science Building (building A) of the University of Split School of Medicine. The Department members have three larger and one smaller ultrasound lab within the total space of approximately 1600 square feet at their disposal. Although they are primarily used for scientific research, the laboratories are also used for conducting state of the art practical classes for our students. The Department of Integrative Physiology/Physiology has five offices and a small apartment for shorter stay of associates. Direct teaching is performed in lecture halls, seminar rooms, IT cabinets, laboratory and microscopy rooms located at various buildings of the University of Split School of Medicine. However, the majority of them are located in the buildings A or B that are connected with a glass catwalk, which makes planning and delivering classes relatively convenient for both teachers and students. We can conclude that the available space and working conditions are compatible with the teaching activities of the Department.

2250 norma-sati izvedenih u akademskoj godini 2015./2016. na integriranim studijima. Temeljni je udžbenik za izvođenje nastave Guyton i Hall: Medicinska fiziologija. Trenutno djelatnici Katedre izabrani u znanstveno-nastavno zvanje rade na prijevodu 13. izdanja udžbenika zajedno s kolegama s preostalih triju medicinskih fakulteta u Republici Hrvatskoj. Prof. dr. sc. Dujić u prevođenje navedenoga udžbenika uključio se od njegova 9. izdanja, a ostali nastavnici bivali su uključeni sukladno vremenu njihova zaposlenja na Medicinskom fakultetu u Splitu. Prof. dr. sc. Dujić suautor je Priručnika za vježbe iz fiziologije te prevoditelj 2. i 3. izdanja udžbenika Berne i Levy: Fiziologija. Navedena literatura te dijelovi drugih udžbenika i znanstveni članci dopunska su literatura za izvođenje predmeta i svake se godine nadopunjuju novim naslovima.

Prof. dr. sc. Baković Kramarić sudjeluje u izvođenju nastave iz predmeta Interna medicina na studijima Medicina i Medicina na engleskom jeziku.

Uz obvezni predmet Fiziologija djelatnici Katedre vode i sudjeluju u izvođenju većega broja izbornih predmeta ponuđenih studentima svih studijskih programa: Fiziologija sporta, Regulacija protoka krvi, Gerontofiziologija, Osnove sportske kardiologije, Blood flow regulation i Basic principles of cardiac electrophysiology and bioenergetics.

Poslijediplomska nastava

Svi nastavnici Katedre uključeni su u izvođenje nastave na poslijediplomskom sveučilišnom studiju Klinička medicina utemeljena na dokazima i poslijediplomskom specijalističkom studiju Klinička epidemiologija, ponajprije na predmetu Kliničko istraživanje i mjerenje. Prof. dr. sc. Dujić, kao jedan od utemeljitelja poslijediplomske nastave na našem Fakultetu, sudjeluje u nastavi još dvaju predmeta: Uvod u medicinu utemeljenu na dokazima i Prijava teme doktorske disertacije. Većina nastavnika ponudila je i izborne predmete na istim studijima.

Prof. dr. sc. Dujić predavao je duži niz godina i na poslijediplomskom sveučilišnom studiju Medicinskoga fakulteta u Rijeci.

U sklopu najnovijega reakreditacijskog postupka odustalo se od daljnjega izvođenja međunarodnoga doktorskog studija iz primijenjene fiziologije koji je vodio prof. dr. sc. Dujić, a prof. dr. sc. Valić bio je zamjenik voditelja.

Teaching activities

Integrated undergraduate and graduate education

A significant proportion of teaching load for staff members of the Department of Physiology is dedicated to delivering four separate Physiology courses in four study programmes offered by the University of Split School of Medicine: Medicine, Medicine in English, Dental Medicine and Pharmacy. Teaching hours vary according to the specific programme of study, and are as follows: 180 hours for the study programmes Medicine and Medical Studies in English, 140 for the study programme Dental Medicine and 105 for the study programme Pharmacy. Seminars and practical classes are prevailing types of teaching since, in accordance with the postulates of the Bologna Process, work with small groups of students is preferred. This resulted in more than 2250 norm hours of teaching that were performed in the academic year 2015/2016 in integrated programmes. The core textbook used in education is Guyton and Hall: Textbook of Physiology. At the present moment, academic staff members are involved in the translation process of the 13th edition of the textbook, alongside with the physiologists from other three medical schools in Croatia. Prof Dujić participated in the translation of the 9th edition, and the other staff members joined according to the date of their employment at the University of Split School of Medicine. Prof Dujić was the coauthor of the Physiology practicum handbook and a translator of the 2nd and 3rd edition of the textbook by Berne and Levy: Physiology. The above-mentioned literature, along with parts of some other textbooks and scientific manuscripts, are used as additional literature for the Physiology course, and is revised on a regular basis.

Prof Baković Kramarić participates in teaching the course in Internal Medicine in both study programmes, Medicine and Medical Studies in English.

Besides teaching compulsory classes in Physiology, the Department staff members offer additional elective courses in all study programmes. They are as follows: Sports Physiology, Regulation of Blood Flow, Gerontophysiology, Basic of Sports Cardiology and Basic Principles of Cardiac Electrophysiology and Bioenergetics.

Postgraduate (PhD) education

All senior staff members are involved in teaching university postgraduate doctoral programme Evidence Based Medicine as well as in specialist postgraduate programme Clinical Epidemiology, primarily by delivering the course in Clinical

Nastavnici Katedre aktivni su i na različitim tečajevima trajnoga medicinskog usavršavanja.

Povijesno gledano, nastavnici Katedre sudjelovali su u izvođenju nastave i na drugim sastavnicama Sveučilišta u Splitu te na Sveučilištu u Mostaru, pomažući na taj način njihovo osnivanje i početno funkcioniranje.

Na Medicinskom fakultetu u Splitu od 2001. do 2011. godine predmet Fiziologija bio je sastavni dio stručnih studija Sestrinstva, Fizioterapije i Medicinske radiologije. Svi tadašnji nastavnici Katedre bili su angažirani i na tim studijskim programima. Od akademske godine 2011./2012. osnivanjem Sveučilišnoga odjela zdravstvenih studija pri Sveučilištu u Splitu ti studiji postaju sveučilišni diplomski studiji, a doc. dr. sc. Ante Obad postaje djelatnik Odjela.

U početku nastavnici Katedre pomažu u održavanju nastave, a danas je u manjem opsegu aktivan još jedino prof. dr. sc. Valić.

Sličnu je sudbinu imao i potpredmet Fiziologija koji je od akademske godine 2009./2010. organiziran na studiju Forenzike pri Sveučilišnom odjelu za forenzičke znanosti Sveučilišta u Splitu. Svi su nastavnici Katedre sudjelovali u pokretanju potpredmeta, a od ove je akademske godine doc. dr. sc. Obadu prepušteno izvođenje nastave.

Na Kemijsko-tehnološkom fakultetu u sklopu studija Farmacije profesori Dujić i Valić od 2003. do 2005. godine sudjeluju u izvođenju nastave iz predmeta Fiziologija s osnovama anatomije čovjeka.

Od akademske godine 2009./2010. profesor Valić sudjeluje u izvođenju nastave na Fakultetu elektrotehnike, strojarstva i brodogradnje, a od 2014./2015. u sklopu studija Nutricionizma na Prirodoslovno-matematičkom fakultetu Sveučilišta u Splitu sudjeluje u izvođenju predmeta Humana fiziologija s patofiziologijom.

Profesor Dujić sudjelovao je u nastavi iz predmeta Fiziologija pri Medicinskom fakultetu Sveučilišta u Mostaru od 2000. do 2003. godine., a 2004. godine na istom je Fakultetu profesor Valić vodio izborni predmet Fiziologija sporta.

Profesori Dujić i Valić te docent Ivančev na Fakultetu zdravstvenih studija u Mostaru organizirali su i sudjelovali u

Research and Measurement. Prof Dujić, as one of the founders of the postgraduate education at our Medical School, participates in teaching two additional courses: Introduction to Evidence Based Medicine and Doctoral Thesis Application. The majority of the staff members have offered elective courses as well.

Prof Dujić taught for several years in the postgraduate programme at the University of Rijeka School of Medicine.

In the process of reaccreditation of the programmes offered by the University of Split School of Medicine, we decided not to request reaccreditation of the university postgraduate doctoral programme in Applied Physiology, led by Prof Dujić and cochaired by Prof Valić.

The Department staff members are also active in various Continuing Medical Education programmes.

Historically speaking, teachers from the Department of Physiology have participated in the educational process at different Schools/Faculties of the University of Split as well as of the University of Mostar, providing them thus with help in the process of establishment and initial functioning.

During the period from 2001 to 2011, the Physiology course was a compulsory course for vocational programmes in Nursery, Physiotherapy and Medical Radiology at the University of Split School of Medicine. At that time, all the members of the Department participated in the teaching process. Starting from the academic year 2011/2012, when the University Department of Health Studies was formed, vocational study programmes have been upgraded to university programmes (BSc and MSc). In the meantime, Assist Prof Ante Obad became their employee. At the beginning, all the teachers participated in the implementation of new programs. However, Prof Valić has been the only one who is, to a certain extent, still active at the University Department of Health Studies.

A similar path of development occurred in relation to the sub-course in Physiology that has been taught within the Forensic programme at the University Department for Forensic Sciences in Split since the academic year 2009/2010. All of the Department teachers participated at the beginning, but starting from this year, Prof Obad took over teaching the course.

nastavi predmeta Sportska medicina i Sportska medicina za osobe s invalidnošću od 2003. do 2010. godine.

Nastavno i suradničko osoblje zaposleno na Katedri:
- prof. dr. sc. Željko Dujić
- prof. dr. sc. Zoran Valić
- prof. dr. sc. Darija Baković Kramarić
- izv. prof. dr. sc. Marko Ljubković
- izv. prof. dr. sc. Jasna Marinović Ljubković
- Tanja Mijačika, dr. med.
- Ivana Banić, dipl. ing.

Djelatnici drugih katedara koji po broju održanih sati pripadaju i Katedri za fiziologiju:
- prof. dr. sc. Maja Valić
- doc. dr. sc. Vladimir Ivančev
- doc. dr. sc. Ante Obad
- doc. dr. sc. Joško Božić

Bivši djelatnici Katedre:
- prof. dr. sc. Janoš Terzić (1993. – 2006.)
- prof. dr. sc. Zoran Đogaš (1995. – 1997.)
- prof. dr. sc. Ivan Đikić (2002. – 2006.)
- izv. prof. dr. sc. Marijan Šitum (1997. – 2000.)
- izv. prof. dr. sc. Ivana Marinović-Terzić (2000. – 2004.)
- doc. dr. sc. Jelena Marušić (1998. – 2001.)
- doc. dr. sc. Ivan Palada (2004. – 2008.)
- dr. sc. Toni Brešković (2007. – 2011.)
- dr. sc. Petra Zubin (2009. – 2014.)
- dr. sc. Jasenka Kraljević (2010. – 2013.)
- Mislav Lozo, dr. med. (2012. – 2013.)
- Ivana Šegrt, dr. med. (2014.).

Prethodni voditelji nastave

Deset godina, od osamostaljenja Medicinskoga fakulteta u Splitu akademske godine 1997./1998. do akademske godine 2006./2007., pročelnik Katedre i voditelj nastave bio je prof. dr. sc. Željko Dujić. Osnivanjem Zavoda za integrativnu fiziologiju Medicinskoga fakulteta u Splitu prof. dr. sc. Dujić preuzima funkciju predstojnika Zavoda, a prof. dr. sc. Zoran Valić preuzima vođenje Katedre za fiziologiju, što se nastavlja do današnjega dana.

In previous attempts to establish the study programme in Pharmacy at the Faculty of Chemistry and Technology, University of Split, Professors Dujić and Valić were teaching the course in Physiology and Basic Anatomy in the period between 2003 and 2005.

Since the academic year 2009/2010, Prof Valić has participated in the teaching process at the Faculty of Electrical Engineering, Mechanical Engineering and Naval Architecture, University of Split. Since 2014/2015 he has also been teaching Human Physiology and Pathophysiology within the Nutritionist programme at the Faculty of Science, University of Split.

Prof Dujić taught Physiology course at the University of Mostar School of Medicine in the period between 2000 and 2003. At the same institution, Prof Valić was in charge of the elective course Physiology of Sport in 2004.

Professors Dujić, Valić and Ivančev established and participated in teaching the courses in Sport Medicine and Sport Medicine for Handicapped at the University of Mostar Faculty of Health Studies in the period between 2003 and 2010.

Teachers and associates
- Prof Željko Dujić, MD, PhD
- Prof Zoran Valić, MD, PhD
- Assoc Prof Darija Baković Kramarić, MD, PhD
- Assoc Prof Marko Ljubković, MD, PhD
- Assoc Prof Jasna Marinović Ljubković, MD, PhD
- Tanja Mijačika, MD
- Ivana Banić, laboratory technician

Members of other Departments who also participate in delivering courses provided by the Department of Physiology:
- Assoc Prof Maja Valić, MD, PhD
- Assist Prof Vladimir Ivančev, MD, PhD
- Assist Prof Ante Obad, MD, PhD
- Assist Prof Joško Božić, MD, PhD

Previous Department members:
- Prof Janoš Terzić, MD, PhD (1993-2006)
- Prof Zoran Đogaš, MD, PhD (1995-1997)
- Prof Ivan Đikić, MD, PhD (2002-2006)
- Assoc Prof Marijan Šitum, MD, PhD (1997-2000)
- Assoc Prof Ivana Marinović-Terzić, MD, PhD (2000-2004)
- Assist Prof Jelena Marušić, MD, PhD (1998-2001)

Plan razvoja

Iako se opseg nastavnih aktivnosti u proteklom desetljeću povećao nekoliko puta, Katedra nastoji stalno unapređivati kvalitetu nastavnih aktivnosti. O tome najbolje govori i Priznanje koje je Katedra za fiziologiju dobila 2014. godine za najkvalitetnije izvođenje nastave na studiju Medicine prema studentskoj anketi u akademskoj godini 2012./2013. Nastavnici Katedre također su izvrsno ocjenjivani u studentskim anketama, što ukazuje na to da i studenti prepoznaju trud djelatnika usprkos tomu što se radi o vrlo zahtjevnom predmetu koji mnogo traži i od samih studenata. Svi nastavnici zaposleni na Katedri u znanstveno-nastavnom zvanju redovito sudjeluju u prevođenju temeljnoga udžbenika Guyton i Hall: Medicinska fiziologija, a 2017. godine očekuje se izlazak njegova 13. izdanja. Uvođenje nastave na engleskom jeziku pojednostavnilo je primjenu i drugih nastavnih tekstova, čime se značajno unapređuje nastavni proces. Zaposlenjem prof. dr. sc. Jasne Marinović Ljubković i prof. dr. sc. Marka Ljubkovića Katedra je značajno unaprijedila svoj pristup nastavi na staničnoj razini, a završetkom usavršavanja iz interne medicine i kardiologije prof. dr. sc. Darija Baković Kramarić unosi klinički aspekt u nastavu fiziologije. Istovremeno prof. dr. sc. Željko Dujić i prof. dr. sc. Zoran Valić nastavljaju s njegovanjem integrativnoga pristupa, što nastavi fiziologije daje značajnu širinu.

Od osnivanja Katedra se uspješno koristila pisanim testom kao metodom izbora za provođenje ispita. Povećanje broja studenata i napredak tehnologije nagnali su nas da u akademskoj godini 2014./2015. prvo na studiju Medicine, a od akademske godine 2015./2016. na svim studijima uvedemo i usmeni ispit kao dodatno jamstvo kvalitete provedene nastave. S uvedenom praksom namjeravamo nastaviti i u budućnosti.

Od akademske godine 2015./2016. pojedinim smo nastavnicima dodijelili točno određene teme, čime smo smanjili varijabilnost u pristupu između pojedinih seminarskih skupina.

Sukladno materijalnim mogućnostima, računalne vježbe koje su u vremenu osnivanja Katedre bile značajan iskorak naprijed, bilo bi nužno osuvremeniti. Planira se i uvođenje vježba na staničnoj, odnosno molekularnoj razini.

Znanstvena djelatnost nastavnika na Katedri odvija se kroz djelatnost Zavoda za integrativnu fiziologiju i njegove laboratorije, a svi se planovi donose u sklopu Zavoda.

- Assist Prof Ivan Palada, MD, PhD (2004-2008)
- Toni Brešković, MD, PhD (2007-2011)
- Petra Zubin, MD, PhD (2009-2014)
- Jasenka Kraljević, MD, PhD (2010-2013)
- Mislav Lozo, MD (2012-2013)
- Ivana Šegrt, MD (2014)

Previous Heads of Department

In the period from the establishment of the independent University of Split School of Medicine in 1997/1998 up to 2006/2007, the Head of the Department of Physiology was Prof Željko Dujić. Following the establishment of the Institute of Integrative Physiology, Prof Željko Dujić was appointed to the position of its Head, and Prof Zoran Valić became the Head of the Department of Physiology.

Development plan

Although teaching workload has increased considerably over the last decade, the Department of Physiology continues to improve the quality of its courses. The best proof for this is the Acknowledgment awarded to the Department in 2014 for the best teaching Department in the study programme Medicine, based on the students' survey in the academic year 2012/2013. Each year Department staff members individually receive excellent grades. This shows that students perceive teachers' efforts in spite of the fact that Physiology is a very demanding course. All senior Department members regularly participate in the translation of the core textbook Guyton and Hall: Texbook of Physiology. Next year we expect its 13th edition to appear on the bookshelf. The introduction of the study program in English language simplified application of other learning materials that further improve the quality of teaching. The employment of Prof Jasna Marinović Ljubković and Prof Marko Ljubković improved the Department's approach to teaching at a cellular level. Prof Darija Baković completed her residency program in Internal Medicine and Cardiology, which contributed to the unique integration of clinics into the Physiology curriculum. At the same time, Prof Željko Dujić and Prof Zoran Valić continue to apply integrative methodology giving our course a broader perspective.

Ever since its very beginnings, the Department has successfully applied written examination as a method of choice for testing students. A significant increase in the number of enrolled students and advancement in technology motivated us to introduce oral exam as an additional safety measure for increasing the overall quality of the course. From the

Kadrovski potencijal Katedre za fiziologiju ne zadovoljava trenutne potrebe za izvođenjem nastave iz fiziologije na svim studijskim programima. Nastava se uspješno održava zahvaljujući činjenici da niti jedan od nastavnika ne koristi pravo na korištenje slobodne studijske godine, odnosno da nastavnici izabrani na odgovarajuće položaje na Fakultetu (a povijest nas uči da djelatnici Katedre gotovo uvijek participiraju i u upravljanju Fakultetom) u cijelosti odrađuju svoje nastavno opterećenje. Zbog svega navedenoga, ali i zbog pojačane znanstvene aktivnosti u sklopu Zavoda i osiguranja dobnoga kontinuiteta zaposlenika, potrebno je planirati dodatna radna mjesta na Katedri/Zavodu.

academic year 2015/2016, oral exam is obligatory for the majority of our programs and we plan to continue with this practice in the future as well.

From the same academic year, each teacher has been given specific topics that need to be covered as to reduce the variability in the approach between different seminar groups.

Simulated computer exercises, which represented significant breakthrough at the time they were introduced, need to be upgraded in accordance to financial capabilities of the School of Medicine. Introduction of practical classes at cellular and/or molecular level is also planned.

The scientific activity of the Department's staff members is carried out through the Institute of Integrative Physiology which puts all plans into action.

At this point, the human resources potential of the Department of Physiology cannot overcome all obstacles encountered by teachers in all study programs. Excellent teaching quality is maintained because teachers do not use demand their right to take sabbatical leave. In addition, members of the Department occupying managing positions at the University of Split School of Medicine (and, based on the experience, physiology teachers are usually involved) do not have a decreased teaching load. Due to the above mentioned reasons and a heavy research workload, it is necessary to plan additional workplaces in the Department. In this way, the distribution of employees in accordance to their experience would be maintained as well.

Udžbenici, poglavlja u udžbenicima i monografije (2007. – 2016.)

Textbooks, chapters in books and monographs during the period 2007 – 2016

1. Guyton AC, Hall JE. Guyton i Hall: Medicinska fiziologija, 9-13. izdanje. Zagreb: Medicinska naklada.
2. Dujić Ž. Endothelium, exercise and diving. U: Land MA, Brubakk AO. The future of diving: 100 years of Haldane and beyond. Washington DC: Smithsonian Institution Scholarly Press; 2009, 71-6.
3. Dujić Ž. Apnea diving. U: Commes P, Hue O, Perrey S. Exercise physiology: from a cellular to an integrative approach. IOS Press; 2010, 431-44.
4. Valić Z. Ronjenje. EDOK d.o.o; 2013. (koautor sveučilišnog udžbenika)
5. Valić Z. Patofiziologija endokrinopatija. Split: Redak; 2013. (koautor sveučilišnog udžbenika)
6. Dujić Ž. Diving and the blood vessels. U: Balestra C, Germonpre P. Science of diving. 2014, 99-115.
7. Dujić Ž. Bubbles arterialization: PFO and pulmonary shunts. U: Balestra C, Germonpre P. Science of diving. 2014, 151-61.
8. Valić Z. Fiziološki pojmovnika s hrvatsko-engleskim rječnikom. Naklada slap; 2015. (koautor)
9. Dujić Ž. VGE arterialization in divers with closed foramen ovale. U: Denoble PJ, Holm JR. Patent foramen ovale and fitness to dive consensus. Durham: Divers Alert Network; 2016, 59-64.

Publikacije objavljene u časopisima indeksiranima u bazi Current Contents (2007. – 2016.)

Publications in journals indexed in Current Contents database during the period 2007-2016

Potpuni popis publikacija (46) nalazi se u elektroničkom obliku.

The complete list of publications (46) is enclosed in the digital format.

Literatura / *References*

1. Janković S, Boban M. Medicinski fakultet: 1997. – 2007.: monografija povodom desete obljetnice samostalnosti. Split: Slobodna Dalmacija d. d.; 2007.
2. Životopisi djelatnika Katedre za fiziologiju
3. Podatci arhiva Medicinskoga fakulteta u Splitu

ZAVOD ZA NEUROZNANOST
DEPARTMENT OF NEUROSCIENCE

Prof. dr. sc. Zoran Đogaš, dr. med. / Prof Zoran Đogaš, MD, PhD
Predstojnik Zavoda / Head of Department

Ustrojbene jedinice Zavoda za neuroznanost su:

- Laboratorij za temeljnu neuroznanost (Voditeljica: prof. dr. sc. Maja Valić)
- Laboratorij za kliničku neuroznanost - Centar za medicinu spavanja (Voditelj: prof. dr. sc. Zoran Đogaš)
- Laboratorij za humanu i eksperimentalnu neurofiziologiju (Voditeljica: dr. sc. Maja Rogić Vidaković)
- Katedra za neuroznanost (Pročelnica: izv. prof. dr. sc. Renata Pecotić)

Laboratorij za temeljnu neuroznanost

Prof. dr. sc. Maja Valić, dr. med.
Voditeljica Laboratorija

Laboratorij za neuroznanost utemeljio je 1997. prof. dr. sc. Zoran Đogaš osamostaljenjem Medicinskog fakulteta u Splitu, a rad Laboratorija nastavlja se u sklopu Zavoda za neuroznanost pod nazivom Laboratorij za temeljnu neuroznanost od 2009. godine. Od samog početka rada Laboratorija, ističu se izv. prof. dr. sc. Renata Pecotić i prof. dr. sc. Maja Valić koje provode temeljna istraživanja središnje regulacije respiracijskog i kardiovaskularnog sustava s naglaskom na mehanizmima u podlozi respiracijske neuroplastičnosti izazvane ponavljanim hipoksijama ili hiperkapnijama koje se javljaju

Organizational units of the Department of Neuroscience are:

- Laboratory for Basic Neuroscience (Head: Professor Maja Valić)
- Laboratory for Clinical Neuroscience – Sleep Medicine Center (Director: Professor Zoran Đogaš)
- Laboratory for Human and Experimental Neurophysiology (Head: Maja Rogić Vidaković, PhD)
- Department of Neuroscience - Educational department (Head: Associate Professor Renata Pecotić)

Laboratory for Basic Neuroscience

Head of Laboratory
Prof Maja Valić, MD, PhD

Laboratory for Neuroscience was founded by Professor Zoran Đogaš in 1997 when the independent School of Medicine in Split was established. From 2009, its operation continues within the Institute (Department) of Neuroscience under the name Laboratory for Basic Neuroscience. Since the beginning of its operation, notable work has been performed by Associate professor Renata Pecotić and Professor Maja Valić in the field of fundamental research of central regulation of respiratory and cardiovascular systems with the emphasis on underlying mechanisms of hypoxia- or hypercapnia-induced respiration neuroplasticity, which occurs in

u oboljelih od opstrukcijske apneje tijekom spavanja. Od samog početka rad u Laboratoriju podržavan je projektima financiranima od strane Ministarstva znanosti obrazovanja i sporta, a zatim i Hrvatske zaklade za znanost.

Prethodni projekti MZOŠ i HRZZ:

1. Neurotransmiteri u kontroli disanja (2001-2006, voditelj: prof. dr. sc. Zoran Đogaš, MZOŠ)
2. Središnja regulacija simpatoinhibicije i hipotenzije za vrijeme hemoragije (2004-2007, voditeljica: prof. dr. sc. Maja Valić, MZOŠ)
3. Neuralna kontrola disanja u budnosti i spavanju (2007-2014, voditelj: prof. dr. sc. Zoran Đogaš, MZOŠ)
4. Središnja regulacija kardiovaskularnog i respiracijskog sustava – uloga serotonina (2008-2014, voditeljica: prof. dr. sc. Maja Valić, MZOŠ)
5. Promjene disanja i simpatičke živčane aktivnosti prilikom ponavljanih hipoksija – uloga serotonina (2012-2015, voditeljica: prof. dr. sc. Maja Valić, HRZZ)

Projekt u tijeku:

1. Translational research on neuroplasticity of breathing and effects of intermittent hypoxia in anesthesia and sleep, IP-11-2013 (HRZZ projekt, 2014-2018, voditelj: prof. dr. sc. Zoran Đogaš)

U sklopu dosadašnjeg rada u Laboratoriju za temeljnu neuroznanost izrađeno je 6 doktorskih disertacija (izv. prof. dr. sc. Renata Pecotić, izv. prof. dr. sc. Nenad Karanović, doc. dr. sc. Mladen Carev, dr. sc. Božena Ivančev, dr. sc. Vjera Marinov, dr. sc. Ivana Pavlinac Dodig), te je objavljen veliki broj radova u časopisima prepoznatljivima u području fiziologije, neuroznanosti i anesteziologije.

Laboratorij za kliničku neuroznanost - Centar za medicinu spavanja

Prof. dr. sc. Zoran Đogaš, dr. med.
Voditelj Centra

Laboratorij za kliničku neuroznanost s pripadajućim Laboratorijem za poremećaje spavanja osnovan je 2001. godine kao zajednički projekt Medicinskog fakulteta u Splitu i KBC Split (tadašnja KB Split). Utemeljitelji tog laboratorija bili su prof. dr. sc. Zoran Đogaš, predstojnik Zavoda za Neuroznanost MEFST i prof. dr. sc. Goran Račić, bivši predstojnik Klinike za ORL KBC Split. Uz potporu tadašnjeg dekana MEFST prof. dr. sc. Mladena Bobana i ravnatelja KBC Split prof. dr. sc.

patients with obstructive sleep apnea. From its founding, the Laboratory has been supported through projects funded by the Ministry of Science, Education and Sports and recently by the Croatian Science Foundation.

Completed projects (MZOŠ and HRZZ):

1. Neurotransmitters in respiratory control (2001-2006, PI: Prof Zoran Đogaš, MZOŠ)
2. Central regulation of sympathoinhibition and hypotension during hemorrhage (2004-2007, PI: Prof Maja Valić, MZOŠ)
3. Neural control of breathing during wakefulness and sleep (2007-2014, PI: Prof Zoran Đogaš, MZOŠ)
4. Central regulation of cardiovascular and respiratory systems – the role of serotonin (2008-2014, PI: Prof Maja Valić, MZOŠ)
5. Changes in respiration and sympathetic neural activity during intermittent hypoxia – the role of serotonin (2012-2015, PI: Prof Maja Valić, HRZZ)

Current project:

1. Translational research on neuroplasticity of breathing and effects of intermittent hypoxia in anesthesia and sleep, IP-11-2013 (2014-2018, PI: Prof Zoran Đogaš, HRZZ)

The work within Laboratory of Basic Neuroscience supported the completion of 6 doctoral theses (Assoc Prof Renata Pecotić; Assoc Prof Nenad Karanović; Assist Prof Mladen Carev; Božena Ivančev, PhD; Vjera Marinov, PhD; Ivana Pavlinac Dodig, PhD) and publication of numerous research articles in notable journals in fields of physiology, neuroscience and anesthesiology.

Laboratory for Clinical Neuroscience – Sleep Medicine Center

Prof Zoran Đogaš, MD, PhD
Director

Laboratory for Clinical Neuroscience with the Laboratory for Sleep Disorders was founded in 2001 as a joint project between the University of Split School of Medicine and the University Hospital of Split. The founders of the Laboratory were Prof Zoran Đogaš, Head of Department of Neuroscience at the University of Split School of Medicine and Prof Goran Račić, former Head of ENT Clinic at University Hospital of Split. With support from former Dean Prof Mladen Boban and University Hospital of Split Director Prof Dinko Mirić,

Nastavno i suradničko osoblje Zavoda / *Teaching and Associate Staff of the Department:*
Katarina Madirazza, mag. biol., Linda Lušić Kalcina, mag. psih., Jelena Baričević, doc. dr. sc. Mladen Carev, prof. dr. sc. Maja Valić, prof. dr. sc. Zoran Đogaš, Dijana Radanović, mag. sestrinstva, izv. prof. dr. sc. Nenad Karanović, doc. dr. sc. Tea Galić, Natalija Ivković, mag. med. techn., dr. sc. Maja Rogić - Vidaković i izv. prof. dr. sc. Renata Pecotić

Dinka Mirića od neuglednog i zapuštenog prostora bivšeg Odjela za neuropsihijatriju u prizemlju bolnice na Križinama, s pomoću velikog truda i angažmana te s pomoću čitavog niza donatora i sponzora, uređen je prostor i prilagođen svrsi suvremenog laboratorija za poremećaje spavanja, prvog takvog u Republici Hrvatskoj nakon onoga u Psihijatrijskoj bolnici Vrapče u Zagrebu. Danas su ta dva laboratorija jedini Centri za medicinu spavanja u Republici Hrvatskoj akreditirani od strane Hrvatskoga somnološkog društva-Društva za medicinu spavanja Hrvatskoga liječničkog zbora i krovnoga europskog društva za medicinu spavanja European Sleep Research Society. U Centru za medicinu spavanja izrađen je čitav niz znanstvenih istraživanja objavljenih u nizu znanstvenih članaka te je obranjeno već 5 doktorskih disertacija temeljem istraživanja u Centru (izv. prof. dr. sc. Goran Kardum, izv. prof. dr. sc. Ana Jerončić, doc. dr. sc. Tea Galić, doc. dr. sc. Joško Božić i dr. sc. Mario Mihalj), a još dvije su u tijeku izrade. Natalija Ivković, magistra sestrinstva, pod mentorstvom prof. dr. sc. Zorana Đogaša prva je studentica Odjela zdravstvenih studija Sveučilišta u Splitu koja je magisterij izradila temeljem istraživanja u Centru za medicinu spavanja. Čitav niz stručnjaka s različitih Klinika KBC Split surađuje s Centrom za medicinu spavanja, od kojih su posebno aktivni bili prof. dr. sc. Goran Račić, izv. prof. dr. sc. Željka Roje, doc. dr. sc. Zaviša Čolović, doc. dr. sc. Nikola Kolja Poljak,

along with great effort, engagement and help from numerous donors and sponsors, the unsightly and neglected space on the ground floor of Križine hospital that was formerly occupied by the Department of Neuropsychiatry, was transformed into a contemporary Laboratory for sleep disorders. It was the first center of that kind to be founded in Croatia after the one in Vrapče Psychiatric Hospital in Zagreb. Today, these two laboratories are the only Sleep Medicine Centers in Croatia accredited by Croatian Somnological Society – Society for Sleep Medicine of Croatian Medical Association and the main European organization for sleep medicine – European Sleep Research Society. A large number of research studies, published through a series of scientific articles have been conducted at Sleep Medicine Center. Furthermore, five doctoral theses have already been defended based on the research conducted at the Center (Assoc Prof Goran Kardum, Assoc Prof Ana Jerončić, Assist Prof Tea Galić, Assist Prof Joško Božić and Mario Mihalj, PhD) and additional two are in process of completion. Natalija Ivković, Master of Nursing, was the first student of the University Department of Health Studies in Split to complete Master's thesis under the mentorship of Prof Zoran Đogaš based on research conducted at Sleep Medicine Center. Numerous experts from various clinics of University Hospital of Split collaborate with Sleep Medicine Center, including the most involved: Prof Goran Račić, Prof

doc. dr. sc. Mirko Kontić i Vesna Ramljak Ušljebrka, dr. med. s Klinike za ORL te čitav niz stručnjaka s Klinika za neurologiju, psihijatriju, pedijatriju, internu medicinu, kardiologiju, anesteziologiju, reanimatologiju i intenzivno liječenje i drugih. Danas u radu Centra aktivno sudjeluju u užem timu prof. dr. sc. Zoran Đogaš, prof. dr. sc. Maja Valić, izv. prof. dr. sc. Renata Pecotić, dr. sc. Ivana Pavlinac Dodig, kao doktori medicine, Linda Lušić Kalcina mag. psih., te Natalija Ivković, magistra sestrinstva i Dijana Radanović, prvostupnica sestrinstva, kao medicinske sestre.

Prethodni projekti MZOŠ i HRZZ:

1. Opstrukcijska apneja tijekom spavanja - dijagnostika i kirurška terapija (voditelji: prof. dr. sc. Goran Račić i prof. dr. sc. Zoran Đogaš, tehnologijsko-razvojni projekt MZT RH, 2001-2005)
2. Razvoj mrežne aplikacije za skupno psihologijsko testiranje, projekt primjene ionformacijske tehnologije MZT RH, voditelj: prof. dr. sc. Zoran Đogaš, suradnik: izv. prof. dr. sc. Goran Kardum, MZT RH, 2002/2003
3. Neuralna kontrola disanja u budnosti i spavanju (voditelj: prof. dr. sc. Zoran Đogaš, MZOŠ, 2007-2014)

Projekt u tijeku:

1. Translational research on neuroplasticity of breathing and effects of intermittent hypoxia in anesthesia and sleep, IP-11-2013 (voditelj: prof. dr. sc. Zoran Đogaš, HRZZ, 2014-2018)

Željka Roje, Assist Prof Zaviša Čolović, Assist Prof Nikola Kolja Poljak, Assist Prof Mirko Kontić and Vesna Ramljak Ušljebrka, MD of the ENT Clinic and a whole range of experts from the Clinics for neurology, psychiatry, pediatrics, internal medicine, cardiology, anesthesiology, reanimatology and intensive care and others. Presently, the active members of Center's team include Prof Zoran Đogaš, Prof Maja Valić, Assoc Prof Renata Pecotić, Ivana Pavlinac Dodig, MD, PhD, as medical staff, Linda Lušić Kalcina, mag. psych. and Natalija Ivković, Master of Nursing, and Dijana Radanović, Bachelor of Nursing, as nursing staff.

Completed projects (MZOŠ and HRZZ):

1. Obstructive sleep apnea - diagnosis and surgical therapy (2001-2005, PIs: Prof Goran Račić and Prof Zoran Đogaš, technological development project, MZT RH)
2. Development of network application for group psychological testing (2002-2003, PI: Prof Zoran Đogaš, partner: Assoc Prof Goran Kardum, IT application project, MZT RH)
3. Neural control of breathing during wakefulness and sleep (2007-2014, PI: Prof Zoran Đogaš, MZOŠ)

Current project:

1. Translational research on neuroplasticity of breathing and effects of intermittent hypoxia in anesthesia and sleep, IP-11-2013 (2014-2018, PI: Prof Zoran Đogaš, HRZZ)

Laboratorij za humanu i eksperimentalnu neurofiziologiju

dr. sc. Maja Rogić Vidaković
Voditeljica Laboratorija

Laboratorij za humanu i eksperimentalnu neurofiziologiju (LAHEN) osnovao je hrvatski znanstvenik-povratnik dr. sc. Vedran Deletis, specijalist neurolog i eminentni stručnjak iz područja intraoperacijske neurofiziologije. Laboratorij je osnovan u suradnji s Katedrom za neuroznanost 2008. godine, a od 2009. godine LAHEN djeluje unutar Zavoda za neuroznanost Medicinskog fakulteta Sveučilišta u Splitu. Od 2013. voditeljica LAHEN-a postaje dr. sc. Maja Rogić Vidaković. Laboratorij je opremljen skupocjenom opremom, transkranijskim magnetnim stimulatorom (TMS) koji je za sada jedini takav u Republici Hrvatskoj, a koristi se primarno u istraživanjima neurofizioloških mehanizama elokventnih regija kore mozga te u drugim aplikacijama u kojima se vrši

Laboratory for Human and Experimental Neurophysiology

Maja Rogić Vidaković, PhD
Head of Laboratory

Laboratory for Human and Experimental Neurophysiology (LAHEN) was founded by Croatian repatriate researcher Vedran Deletis, PhD, neurology specialist and an eminent expert in field of intraoperative neurophysiology. The Laboratory was established in collaboration with the Department of Neuroscience in 2008 and from 2009, LAHEN operates within the Department of Neuroscience at the University of Split School of Medicine. In 2013, Maja Rogić Vidaković, PhD became Head of LAHEN. The Laboratory is equipped with valuable and costly equipment, a transcranial magnetic stimulator (TMS) which is currently the only one of its kind in Croatia and is primarily used in studies of neurophysiological mechanisms of the eloquent cortical regions and other

precizno mapiranje motoričkih regija u mozgu. LAHEN usko surađuje s drugim ustanovama u Splitu poput Fakulteta elektrotehnike, strojarstva i brodogradnje te u drugim dijelovima RH, posebice u Zagrebu, s Klinikama za neurokirurgiju KBC Sestre Milosrdnice i KBC Zagreb te KB Dubrava.

Popis znanstveno-istraživačkih projekata:

1. The National Foundation for Science, Higher Education and Technological Development of the Republic of Croatia, Program Partnership in Basic Research: "The Motor Responses Recorded in the Intrinsic Laryngeal Muscles, after Electrical Stimulation of the Brain Cortex, Responsible for Generating Speech. Neurophysiological Mechanism and their Clinical Meanings" (voditelj: dr. sc. Vedran Deletis, 2008.-2009.)

2. The National Foundation for Science, Higher Education and Technological Development of the Republic of Croatia, Program Partnership in Basic Research: "Comprehensive intraoperative monitoring system (CIMS) of neurophysiologic signals" (voditelj: dr. sc. Vedran Deletis, 2008.-2011.)

3. Unity Through Knowledge Fund, Republic of Croatia, Research Cooperability Program 1B: "Neurophysiologic markers generated by electrical and magnetic stimulation of motor speech related cortical areas" (voditelj: dr. sc. Vedran Deletis, suradnica: dr. sc. Maja Rogić Vidaković) (2010.-2012.)

4. Unity Trough Knowledge Fund, program Gaining experience, 2A: "A new insight to the neurophysiology of speech production" (voditeljica: dr. sc. Maja Rogić Vidaković, 2009.-2010.)

5. Croatian Academy of Sciences and Arts: Investigation of neurophysiological mechanisms of stuttering: study with transcranial magnetic stimulation (voditeljica: dr. sc. Maja Rogić Vidaković, 2014.–2015.)

Projekt iz popularizacije i promocije znanosti:

Annual Award for Popularization and Promotion of Science - Croatian Ministry of Science, Education and Sports, Program: Supporting each other - International Stuttering Awareness Day (ISAD) 2013 in Croatia, School of Medicine University of Split (voditeljica: dr. sc. Maja Rogić Vidaković, 2013.-2014.)

applications that require precise motor region mapping in the brain. LAHEN closely collaborates with other institutions in Split, such as Faculty of Electrical Engineering, Mechanical Engineering and Naval Architecture, and with institutions in other Croatian regions, especially in Zagreb, such as Neurosurgery Clinic of University Hospital Sestre Milosrdnice, University Hospital Zagreb and Clinical Hospital Dubrava.

Completed research projects:

1. The National Foundation for Science, Higher Education and Technological Development of the Republic of Croatia, Program Partnership in Basic Research: "The Motor Responses Recorded in the Intrinsic Laryngeal Muscles, after Electrical Stimulation of the Brain Cortex, Responsible for Generating Speech. Neurophysiological Mechanism and their Clinical Meanings" (PI: Vedran Deletis, MD, PhD; 2008-2009)

2. The National Foundation for Science, Higher Education and Technological Development of the Republic of Croatia, Program Partnership in Basic Research: "Comprehensive intraoperative monitoring system (CIMS) of neurophysiologic signals" (PI: Vedran Deletis, MD, PhD; 2008-2011)

3. Unity Through Knowledge Fund, Republic of Croatia, Research Cooperability Program 1B: "Neurophysiologic markers generated by electrical and magnetic stimulation of motor speech related cortical areas" (PI: Vedran Deletis, MD, PhD; partner: Maja Rogić Vidaković, PhD; 2010-2012)

4. Unity Trough Knowledge Fund, program Gaining experience, 2A: "A new insight to the neurophysiology of speech production" (PI: Maja Rogić Vidaković, PhD; 2009-2010)

5. Croatian Academy of Sciences and Arts: Investigation of neurophysiological mechanisms of stuttering: study with transcranial magnetic stimulation (PI: Maja Rogić Vidaković, PhD; 2014–2015)

Science popularization project:

Annual Award for Popularization and Promotion of Science - Croatian Ministry of Science, Education and Sports, Program: Supporting each other - International Stuttering Awareness Day (ISAD) 2013 in Croatia, School of Medicine University of Split (PI: Maja Rogić Vidaković, PhD; 2013-2014)

Prostorni i radni uvjeti Zavoda

Zavod za neuroznanost smješten je u zgradi temeljnih medicinskih znanosti Medicinskog fakulteta u Splitu na petom katu ukupne površine oko 235 m^2 te u prizemlju KBC Split na Križinama s ukupnom površinom oko 200 m^2.

Stručna i znanstvena djelatnost

Prof. dr. sc. Zoran Đogaš osnovao je Laboratorij za neuroznanost 1997., Laboratorij za kliničku neuroznanost s Laboratorijem za poremećaje spavanja MF Split i KBC Split 2001. godine, te je 2009. godine osnovao Zavod za neuroznanost čiji je predstojnik od osnutka. U okviru Zavoda za neuroznanost djeluje i Laboratorij za humanu i eksperimentalnu neurofiziologiju (LAHEN) čiji je prvi voditelj bio dr. sc. Vedran Deletis, a od 2013. godine voditeljica laboratorija je dr. sc. Maja Rogić Vidaković.

Profesor Đogaš trenutno je predsjednik Hrvatskog somnološkog društva-Društva za medicinu spavanja Hrvatskog liječničkog zbora, bio je su-voditelj Europskog udruženja nacionalnih društava za medicinu spavanja (Assembly of European National Sleep Societies) te je donedavno bio član Upravnog odbora i voditelj Edukacijskog odbora Europskog društva za istraživanje spavanja (European Sleep Research Society). Članovi Zavoda su od osnutka do naših dana ukupno objavili više od 70 znanstvenih radova indeksiranih u Current Contents-u (CC) te više od 150 kongresnih priopćenja.

Prof. dr. sc. Zoran Đogaš 2003. godine bio je voditelj Tečaja trajnog usavršavanja liječnika „Medicina spavanja-dijagnostički pristup bolesniku s poremećajem spavanja", potom je 2008. godine u Splitu bio voditelj „2nd Croatian Sleep Symposium" i „Assembly of National Sleep Societies Annual Meeting". Zajedno s izv. prof. dr. sc. Majom Valić i doc. dr. sc. Renatom Pecotić, prof. dr. sc. Zoran Đogaš bio je voditelj i organizator 5. Hrvatskog kongresa neuroznanosti u Splitu 2015. godine u okviru kojeg se održao i „3rd Croatian Sleep Symposium" koji je okupio vodeće europske stručnjake iz medicine spavanja.

Na Zavodu su se do 2009. godine uspješno izvodila istraživanja na dva znanstveno-istraživačka projekta: jednom kolaborativnom, jednom tehnologijskom projektu te jednom informatičkom projektu. U proteklom razdoblju projekt prof. dr. sc. Zorana Đogaša bio je drugi po uspješnosti u biomedicinskom području istraživanja mozga. Prof. dr. sc. Maja Valić uspješno je odradila istraživanja na znanstveno istraživačkom projektu „Promjene disanja i simpatičke živčane

Facilities

Department of Neuroscience is located on the fifth floor of the Basic medical sciences building at the University of Split School of Medicine, with total surface area of approximately 235 m^2 and on the ground floor of University Hospital of Split – Križine hospital with total surface area of approximately 200 m^2.

Professional and scientific activities

Prof Đogaš is the head of the Institute. Prof Zoran Đogaš founded the Laboratory of Neuroscience in 1997, Laboratory for Clinical Neuroscience with Laboratory for sleep disorders of the University of Split School of Medicine and University Hospital of Split in 2001, and the Department of Neuroscience in 2009. Since its establishment, part of the Department of Neuroscience is also Laboratory for human and experimental neurophysiology (LAHEN), whose first head was Vedran Deletis, PhD and since 2013 the head is post doc fellow Maja Rogić Vidaković.

Prof Đogaš is an actual president of the Croatian Somnological Society-Society for Sleep Medicine of the Croatian Medical Association, and used to be co-chair of the Assembly of European National Sleep Societies, and until recently he was Board member and the head of the Education Committee of the European Sleep Research Society. Members of the Department for Neuroscience published more than 70 scientific publications in journals indexed in Current Contents-u (CC) and more than 150 congresses abstracts.

Prof Zoran Đogaš was coordinator at the first Course of continuous medical education in „Sleep medicine-diagnostic approach to patient with sleep disorders" in 2003, then in 2008 together with Prof Maja Valić and Assoc Prof Renata Pecotić, Prof Zoran Đogaš was president of the organization committee of the 5th Croatian Neuroscience Congress and 3rd Croatian Sleep Symposium in 2015.

Until 2009 two research projects were successfully performed at the Department: one collaborative, one technological project and one IT project. In the previous period, the project directed by Prof Zoran Đogaš was the second by its success in the biomedical field of brain research. Prof Maja Valić has successfully done research covered by the project "Changes to respiratory and sympathetic nerve activity during repetitive hypoxia - the role of serotonin" (2012 - 2015), approved by the Croatian Science Foundation. In the succeeding project period we expect a consecutive increase in the quality of

aktivnosti prilikom ponavljanih hipoksija - uloga serotonina" (2012. - 2015.), odobrenom od strane Hrvatske zaklade za znanost. Podizanje kvalitete znanstvenih aktivnosti tijekom proteklog razdoblja očekujemo i u narednom projektnom razdoblju jer je prof. dr. sc. Zoran Đogaš voditelj projekta „Translacijska istraživanja neuroplastičnosti disanja i učinak intermitentne hipoksije na anesteziju i spavanje" odobrenom od strane Hrvatske zaklade za znanost 2014.

Prof. dr. sc. Maja Valić bila je voditeljica projekta „Brain and senses" (projekt Brain Awarenss Week, BAW, 2010.), izv. prof. dr. sc. Renata Pecotić bila je voditeljica projekta „Igrajmo se znanosti" (projekt British Council Croatia, Beautiful Science scheme for small projects 2010.), dok je dr. sc. Maja Rogić Vidaković bila voditeljica jednog UKF projekta, te jednog projekta Hrvatske akademije znanosti i umjetnosti.

scientific activities, due to Prof Zoran Đogaš project "Translational research on neuroplasticity of breathing and effect of intermittent hypoxia in anesthesia and sleep" approved by the Croatian Science Foundation in 2014.

Prof Maja Valić was the head of the project "Brain and senses" (project Brain Awareness Week, BAW, 2010), and the Assoc Prof Renata Pecotić was the head of the project "Let's play science" (project British Council Croatia, Beautiful Science scheme for small projects 2010). Post doc fellow Maja Rogić Vidaković was the head of one of UKF, and one project of the Croatian Academy of Sciences and Arts.

Magistrirali i doktorirali na Zavodu ili pod mentorstvom djelatnika Zavoda
PhD and MSc theses defended at the Department of Neuroscience

Magistrirali: / *Master's degrees:*

- Nenad Karanović, dr. med. - 2003.
- Goran Kardum, mag. psih. - 2004.
- Ante Crnčević, dr. med. - 2005.
- Zdenka Mrdeša Rogulj, dr. med. - 2007.
- Natalija Ivković, mag. med. techn. - 2014.
- Tomislava Perišić, mag. med. techn. - 2014.

Doktorirali: / *PhD degrees:*

- Zoran Đogaš - 1997.
- Maja Valić - 2003.
- Vicko Glunčić - 2005.
- Goran Kardum - 2007.
- Vedrana Montana - 2007.
- Renata Pecotić - 2008.
- Ana Jerončić - 2009.
- Nenad Karanović - 2010.
- Mladen Carev - 2010.
- Maja Rogić Vidaković - 2012.
- Neven Vidović – 2013.
- Ivana Pavlinac Dodig - 2014.
- Vjera Marinov - 2014.
- Božena Ivančev - 2015.
- Tea Galić - 2015.
- Mario Mihalj - 2016.
- Joško Božić - 2016.

Nagrade i priznanja

- 2000. Zoran Đogaš: Nagrada Akademije Medicinskih Znanosti Hrvatske „Borislav Nakić" za najbolji znanstveni rad mladog znanstvenika do 35. godine života.
- 2007. Renata Pecotić: Pohvalnica za najbolje ocijenjenu znanstvenu novakinju-asistenticu Medicinskog fakulteta iz redova suradnika u suradničkim zvanjima u akademskoj godini 2005./2006.
- 2011. Zoran Đogaš: Nagrada za najuspješnijeg mentora na Medicinskom fakultetu u Splitu

Prizes and awards

- 2000 - Zoran Đogaš: Award of the Croatian academy of medical sciences "Borislav Nakić" for the best scientific work of young scientists up to the age of 35.
- 2007 - Renata Pecotić: Acknowledgement for the best evaluated research fellow at the School of medicine among associates in the academic year 2005/2006
- 2011 - Zoran Đogaš: Best Mentor Award, University of Split School of Medicine

- 2011. Maja Rogić Vidaković: 1. mjesto na simpoziju za mlade znanstvenike na Medicinskom fakultetu Split, Hrvatska
- 2012. Maja Rogić Vidaković: 1. mjesto za najbolji poster (Best Poster Award 2012.) na 4. Internacionalnom simpoziju iz Navigacijske stimulacije mozga u neurokirurgiji i neuromodulaciji, Berlin, Njemačka
- 2013. Zoran Đogaš: Državna nagrada za znanost za 2012. godinu.
- 2014. Maja Rogić Vidaković: Godišnja nagrada za popularizaciju i promidžbu znanosti Ministarstva zananosti obrazovanja i športa, program: Potpomognimo jedni druge-međunarodni dan mucanja (Supporting each other - International Stuttering Awareness Day ISAD)
- 2014. Renata Pecotić: Pohvalnica Medicinskog fakulteta u Splitu za najkvalitetnije izvođenje nastave na studiju medicine prema ocjenama studentske ankete u akademskoj godini 2012./2013.
- 2015. Maja Rogić Vidaković: 1. mjesto za najbolji poster (Best Poster Award 2015.) na 7. Internacionalnom simpoziju iz Navigacijske stimulacije mozga u neurokirurgiji i neuromodulaciji, Berlin, Njemačka

- 2011 - Maja Rogić Vidaković: 1st place at the Symposium for young scientists at the University of Split School of Medicine
- 2012 - Maja Rogić Vidaković: 1st place, Best Poster Award 2012 at the 4th International Symposium of Navigation brain stimulation in neurosurgery and neuromodulation, Berlin, Germany
- 2013 - Zoran Đogaš - State Prize for Science in 2012
- 2014 - Maja Rogić Vidaković: Annual Award for Popularization and Promotion of Science - Croatian Ministry of Science, Education and Sports, Program: Supporting each other - International Stuttering Awareness Day (ISAD) 2013 in Croatia, University of Split School of Medicine
- 2014 - Renata Pecotić: Acknowledgement of the University of Split School of Medicine for the best quality of teaching, according to student survey in the academic year 2012/2013
- 2015 - Maja Rogić Vidaković: 1st place, Best Poster Award 2015 at the 7th International Symposium of Navigation brain stimulation in neurosurgery and neuromodulation, Berlin, Germany

Plan razvoja

Zavod za neuroznanost trenutno surađuje ili sudjeluje u dogovorima oko znanstvene i stručne suradnje s brojnim europskim i američkim znanstvenicima iz neurofiziologije kontrole disanja i spavanja te stručnjacima iz medicine spavanja. Dobivena je dopusnica i kreće izvedba poslijediplomskog specijalističkog studija na engleskom jeziku Sleep Medicine (Medicina spavanja) za buduće hrvatske stručnjake iz medicine spavanja - somnologe, ali i za pristupnike iz inozemstva. To je prvi takav studij u EU koji je u potpunosti usklađen s novim europskim smjernicama. Cilj nam je da Centar za medicinu spavanja MF Split i KBC Split postane europski prepoznatljiv centar za edukaciju i istraživanja iz medicine spavanja. Zavod će intenzivno raditi na promidžbi svjesnosti o značaju medicine spavanja, koja je relativno nova klinička i znanstvena disciplina na regionalnoj razini, kako u stručnim, tako i u širim javno-zdravstvenim okvirima. Posebni cilj nam je usredotočiti se na popularizaciju značaja higijene spavanja među mlađim uzrastima, djecom osnovnih i srednjih škola kroz aktivnosti Tjedna mozga ali i izvan, u što planiramo uključiti i naše studente posebice iz studentske Sekcije za neuroznanost. Zavod je uspio razviti svoju prepoznatljivu znanstvenu aktivnost, te će se nastaviti baviti istraživanjima koja su u tijeku. Razvijat će se novi pravci znanstvenog djelovanja, i nastaviti intenzivni rad na prijavi domaćih i međunarodnih projekata. Članovi Zavoda i dalje

Plans for development

Department for neuroscience actively collaborates or participates in establishment of scientific research and international collaboration with numerous American and European scientists in neurophysiology of breathing control and sleep, as well as with experts in the field of sleep medicine. We have obtained the accreditation for conducting the Masters degree study program in English language to educate sleep medicine experts - somnologists among Croatian and international candidates. It is entitled Sleep Medicine and it is first of its kind in the EU, which has adopted the newest European guidelines. Our aim is that Split Sleep Medicine Center becomes recognizable as one of the European Sleep Medicine Training Centers for education and research in sleep medicine. Department of Neuroscience is continuing with its efforts in promoting importance of sleep medicine, as relatively new clinical and scientific field, not only among specialists in different fields of clinical medicine but also in increasing public awareness about importance of sleep disorders. We found challenging to work with parents and children form youngest age to adolescence and college students as well. For more than ten years the Department of Neuroscience organizes numerous activities during the Brain Awareness Week in Split-Dalmatian County as a part of global campaign to increase public awareness of the progress and benefits of brain research. We motivated our

Djelatnici Centra za medicinu spavanja MEFST-a i KBC Split: izv. prof. dr. sc. Renata Pecotić, Vesna Ramljak Ušljebrka, dr. med., Dijana Radanović, stručna prvostupnica sestrinstva, Natalija Ivković, magistra sestrinstva, prof. dr. sc. Maja Valić i prof. dr. sc. Zoran Đogaš

Staff of the Sleep Medicine Centre of USSM and the University Hospital of Split: Assoc Prof Renata Pecotić, Vesna Ramljak Ušljebrka, MD, Dijana Radanović, BN, Natalija Ivković, MSN, Prof Maja Valić and Prof Zoran Đogaš

će nastaviti svoj rad i aktivnosti u stručnim i znanstvenim društvima i organizacijama, uključujući i European Sleep Research Society. Na Zavodu su trenutno zaposlena tri nastavnika u punoj nastavnoj normi, te dva poslijedoktoranda i dva asistenta.

students interested in neuroscience to organize the students Section for Neuroscience that begun with its work in 2015 and organized open days at the neuroscience labs, exhibitions about the brain, and lectures on brain-related topics, social media campaigns, displays at libraries and community centers, classroom workshops, and more. Department has developed recognizable scientific work especially in the field of neural control of breathing and sleep medicine. We will continue with applications for domestic and international scientific projects. Department members will continue with their activities and work in different scientific organizations such as Croatian Society for Neuroscience and European Sleep Research Society. Currently, there are three teachers with full teaching norm hours, two postdocs and two assistants at the Department.

KATEDRA ZA NEUROZNANOST
EDUCATIONAL DEPARTMENT OF NEUROSCIENCE

Izv. prof. dr. sc. Renata Pecotić, dr. med. / Assoc Prof Renata Pecotić, MD, PhD
Pročelnica Katedre / Head of Department

Povijest Katedre

Utemeljenje Katedre za neuroznanost datira iz 1997. godine kada je, zapravo, i osnovan samostalni Medicinski fakultet pri Sveučilištu u Splitu. Međutim, nastavne aktivnosti započele su davno prije kroz nastavu iz neuroanatomije i neurofiziologije, koju su izvodili nastavnici zagrebačkog Medicinskog fakulteta još od 1980./1981. Najduže su u nastavi sudjelovali prof. dr. sc. Ivica Kostović i prof. dr. sc. Hrvoje Banfić. Pored profesora iz Zagreba, u nastavu su bili uključeni i nastavnici iz Splita, prof. dr. sc. Željko Dujić, izv. prof. dr. sc. Irena Pintarić i izv. prof. dr. sc. Katarina Vilović. Od 2005. neuroanatomski dio preuzima prof. dr. sc. Ivica Grković koji i danas sudjeluje u nastavi iako trenutno veliki dio nastave iz neuroanatomije izvodi dr. sc. Ivana Pavlinac Dodig i izv. prof. dr. sc. Renata Pecotić. Prvi stalni nastavnik na katedri je prof. dr. sc. Zoran Đogaš, koji je 1997. izabran za voditelja Katedre za temelje neuroznanosti. Prof. dr. sc. Zoran Đogaš se nakon višegodišnjeg postdoktorskog znanstvenog usavršavanja u SAD-u (Medical College of Wisconsin) vratio u Split 1996. godine. Godine 2001. katedri se priključuje Maja Valić, također nakon višegodišnjeg postdoktorskog znanstvenog usavršavanja u SAD-u (Medical College of Wisconsin). Iste godine katedri se priključuje i Renata Pecotić, koja zajedno s Majom Valić,

History of the Department

The establishment of the Department of Neuroscience dates back to 1997, when an independent University of Split School of Medicine was established. However, teaching activities have started long before, as a part of Neuroanatomy and Neurophysiology courses, which were performed by teachers of Zagreb's School of Medicine Prof Ivica Kostović and Prof Hrvoje Banfić since 1980/1981. Beside professors from Zagreb, teaching activities were also performed by teachers from Split, Prof Željko Dujić, Assoc Prof Irena Pintarić and Assoc Prof Katarina Vilović. Prof Ivica Grković participated in neuroanatomical teaching units from 2005, and still participates in teaching activities, although a large part of the neuroanatomical lessons is now given by Ivana Pavlinac Dodig, MD, PhD and Assoc Prof Renata Pecotić. The first full position teacher in the Department was Prof Zoran Đogaš, who was elected as a head of the newly established Department of Neuroscience in 1997. Prof Zoran Đogaš returned to Split in 1996, following several years of postdoctoral research training in the US (Medical College of Wisconsin, head Prof Edward J. Zuperku). Maja Valić joined the Department in 2001 also following several years of postdoctoral research training in the US (Medical College of Wisconsin, head Prof

a pod vodstvom prof. dr. sc. Zorana Đogaša, započinju s intenzivnim znanstveno-istraživačkim radom u Laboratoriju za temeljnu neuroznanost što je rezultiralo nizom doktorata znanosti (ukupno 6), kao i samostalnih znanstvenih radova znanstvenika Katedre iz područja neuralne kontrole disanja. Godine 2006. katedri se pridružuje tehničarka Jelena Baričević koja ima nezamjenjivu ulogu u svakodnevnom životu Katedre, kako administrativnom, tako i u znanstveno-istraživačkom dijelu. Trenutno u nastavi na svim studijskim programima sudjeluju dr. sc. Ivana Pavlinac Dodig i Linda Lušić Kalcina, mag. psih., te je od 2016. godine Katarina Madirazza, mag. biol. nova asistentica na Katedri. U razdoblju od 2009. do 2012. godine pročelnica Katedre za neuroznanost bila je prof. Maja Valić, dok je od 2012. do danas pročelnica Katedre za neuroznanost izv. prof. dr. sc. Renata Pecotić.

Nastavna djelatnost

Satnica i organizacija nastave

Nastava iz predmeta Temelji neuroznanosti održava se na II. godini studija medicine, te iz predmeta Basic Neuroscience na II. godini studija medicine na engleskom jeziku, a na svakom pojedinačnom smjeru ima satnicu od 115 sati, od čega 22 sata predavanja, 52 sata seminara te 41 sat vježbi. Katedra izvodi i nastavu iz predmeta Neuroznanost u dentalnoj medicini na II. godini studija dentalne medicine te ima ukupnu satnicu od 55 sati, od čega 13 sati predavanja, 22 sata seminara te 20 sati vježbi. Nastavnici katedre sudjeluju u nastavi na Katedri za fiziologiju i Katedri za istraživanja u biomedicini i zdravstvu te vode i izborne predmete Moj prvi znanstveni rad (e-izborni), Medicina spavanja, Abeceda dobrog spavanja, Neuroanatomija kroz kliničke slučajeve, te Zašto i kako dišemo?, koji se izvode za studente svih integriranih preddiplomskih i diplomskih te poslijediplomskih studija na Medicinskom fakultetu u Splitu.

Dodiplomska nastava

Prof. dr. sc. Zoran Đogaš, prof. dr. sc. Maja Valić, te izv. prof. dr. sc. Renata Pecotić aktivno sudjeluju u nastavi iz predmeta Temelji neuroznanosti, Neuroznanost u dentalnoj medicini, Basic neuroscience, brojnih izbornih predmeta, te manjim dijelom i u nastavi iz Fiziologije, te Istraživanja u biomedicini i zdravstvu. U nastavu iz neuroznanosti uvedena su brojna poboljšanja i čitav niz laboratorijskih vježbi uz sustavu PowerLab te simulacije na računalu (Electrophysiology of the neuron). Prof. dr. sc. Zoran Đogaš sudjelovao je u prevođenju 9.-13. izdanja udžbenika iz Fiziologije (Guyton i Hall), te Interne medicine (Harrison), u pisanju udžbenika Uvod u znanstveni rad u medicini (Marušić i sur., 2005., poglavlje 10.), te

Caron Dean). In the same year, Renata Pecotić joined the Department and with Maja Valić started intensive scientific research in the Laboratory for basic neuroscience, under the supervision of Prof Zoran Đogaš. Research preformed in the Laboratory for basic neuroscience resulted in 6 doctoral theses and with numerous scientific papers made by scientists of the Department mostly in the field of neural control of breathing. In 2006, technician Jelena Baričević joined the Department and she has important role in daily activities, as well as providing technical support for scientific research. Currently, Ivana Pavlinac Dodig, MD, PhD and Linda Lušić Kalcina, B. Psych. participate in teaching courses in all study programs. In 2016, Katarina Madirazza, M. Biol. joins the Department as a new research and teaching assistant. During the period from 2009 to 2012 the head of the Educational Department of Neuroscience was Prof Maja Valić, whereas from 2012 to the present, the head of the Educational Department of Neuroscience is Assoc Prof Renata Pecotić.

Teaching activities

Schedules and organization of teaching

The Basic Neuroscience course is held at the second year, during the fourth semester in Croatian and English medical studies, with a total duration of 115 teaching hours each, including 22 hours of lectures, 52 seminars and 41 hours of practicals. The Department members also teach the Neuroscience course in Dental medicine at second year, during the third semester of Study of Dental Medicine, with a total duration of 55 hours, of which 13 lectures, 22 seminars and 20 hours of practicals. At the same time, teachers of the Department perform elective courses My first scientific paper (e-elective), Sleep Medicine, The ABC of good sleep, Neuroanatomy through clinical cases, and Why and how we breathe?, for undergraduate and postgraduate students at the School of Medicine Split. Most of the courses are also held for the students at the University of Mostar School of Medicine.

Undergraduate studies

Prof Zoran Đogaš, Prof Maja Valić, and Assoc Prof Renata Pecotić actively participate in teaching Basic Neuroscience in Croatian and English medical study, Neuroscience in dental medicine, a number of elective courses, and to a lesser extent and in the teaching of Physiology and Research in Biomedicine and Health Care. A numerous improvements were adopted in the neuroscience lessons, as well as computer simulations (Electrophysiology of the neuron) and a series of laboratory exercises in the PowerLab system. Prof Zoran Đogaš participated in translating editions 9-13 of

Nastavno i suradničko osoblje Katedre / *Teaching and Associate Staff of the Department:*
Jelena Baričević, prof. dr. sc. Zoran Đogaš, izv. prof. dr. sc. Renata Pecotić, prof. dr. sc. Maja Valić, Katarina Madirazza, mag. biol., dr. sc. Maja Rogić – Vidaković i Linda Lušić Kalcina, mag. psih.

uredio Vodič kroz vježbe iz Temelja neuroznanosti zajedno s izv. prof. dr. sc. Renatom Pecotić i prof. dr. sc. Majom Valić, ujedno je napisao priručnik Osnove informatike za medicinare (Đogaš i Kardum).

Veliki doprinos u izvođenju nastave daju i poslijedoktorandi dr. sc. Ivana Pavlinac Dodig, dr. sc. Maja Rogić Vidaković i znanstvena novakinja Linda Lušić Kalcina, mag. psih.

Kvaliteta nastavnih aktivnosti koje izvodi katedra sustavno se povećava svake akademske godine, posebice u dijelu laboratorijskih vježbi. Svi su materijali, uključujući udžbenik i sva predavanja, dostupni preko web-a, tako da je studentima znatno olakšano učenje. Uvedene su nove nastavne cjeline koje su studenti povoljno ocijenili.

Poslijediplomska nastava

Prof. dr. sc. Zoran Đogaš predaje na poslijediplomskom znanstvenom studiju pri Medicinskom fakultetu u Zagrebu, a na Medicinskom fakultetu u Splitu od 1999. Sudjelovao je u nastavi na poslijediplomskom znanstvenom studiju „Kliničke i temeljne medicinske znanosti" (tri smjera: „Klinička fiziologija", „Športska medicina" i „Klinička medicina"), potom na novim poslijediplomskim studijima „Klinička medicina utemeljena na dokazima", „Biologija novotvorina", te „Translacijska istraživanja u biomedicini i zdravstvu" na više predmeta i

Physiology Textbook by Guyton and Hall, and Internal Medicine Textbook (Harrison), in writing textbooks Introduction to research in medicine (Marušić et al., 2005, Chapter 10), and he edited the Guide through exercises in Basic Neuroscience, together with Assoc Prof Renata Pecotić and Prof Maja Valić. Prof Zoran Đogaš wrote manual Essentials of informatics in medicine (Đogaš and Kardum).

A large contribution to the teaching was obtained by post doc fellows Ivana Pavlinac Dodig, Maja Rogić Vidaković and research fellow Linda Lušić.

The quality of teaching activities performed by the Department systematically increases each academic year, particularly in the area of laboratory exercises. All materials, including textbooks and all lectures, are available on the web, facilitating learning for the students. New lectures are introduced, and positively evaluated by the students.

Postgraduate studies

Prof Zoran Đogaš has been teaching at the postgraduate study at the School of Medicine in Zagreb, and the University of Split School of Medicine since 1999. He has participated in classes at the postgraduate study "Clinical and basic medical sciences" (three courses: Clinical physiology, Sports medicine and Clinical medicine), at the new postgraduate

vodi izborni kolegij „Medicina spavanja". Osim prof. Đogaša u izvođenju nastave na poslijediplomskim doktorskim studijima sudjeluju i prof. dr. sc. Maja Valić te izv. prof. dr. sc. Renata Pecotić koja je od akademske godine 2015./2016. voditeljica izbornog kolegija „Abeceda dobrog spavanja".

U 2016. godini prof. dr. sc. Zoran Đogaš postaje voditelj prvog poslijediplomskog specijalističkog studija iz medicine spavanja na engleskom jeziku koji će omogućiti edukaciju prvih petnaest somnologa-stručnjaka iz medicine spavanja u Republici Hrvatskoj u skladu s najnovijim europskim smjernicama za edukaciju iz područja medicine spavanja.

Nastavno i suradničko osoblje

Znanstveno-nastavna zvanja: prof. dr. sc. Zoran Đogaš, prof. dr. sc. Maja Valić, izv. prof. dr. sc. Renata Pecotić te prof. dr. sc. Ivica Grković (s Katedre za anatomiju).

Asistenti-poslijedoktorandi su dr. sc. Ivana Pavlinac Dodig i dr. sc. Maja Rogić Vidaković, a asistentice su Linda Lušić Kalcina, mag. psih., i Katarina Madirazza, mag. biol. Tehničarka je Jelena Baričević.

U nastavi su do akademske godine 2005./2006. sudjelovali i prof. dr. sc. Željko Dujić, izv. prof. dr. sc. Irena Pintarić te izv. prof. dr. sc. Katarina Vilović.

Znanstveni novaci koji su radili na katedri: Renata Pecotić (2000. - 2008.), Maja Valić (2001. - 2006.), Goran Kardum (2002. - 2006.), Suzana Mladinov (2006.), Vana Ševo (2007. - 2011.), Ivana Pavlinac Dodig (2009. - danas), Josip Kedžo (2009.), Maja Rogić Vidaković (2009.) Linda Lušić Kalcina (2012. - danas), Ivona Stipica Safić (2013. - 2015.), Marin Šimunić (2013. - 2014.), Ana Šarić (2015.), Katarina Madirazza (2016. - danas).

Plan razvoja

Na Katedri su trenutno zaposlena tri nastavnika u punoj nastavnoj normi, te jedan znanstveni novak i dva poslijedoktoranda. Zasigurno jedan od važnih ciljeva predstavlja i daljnje unaprjeđenje kvalitete nastave te uvođenje novije obvezne literature za dodiplomsku i poslijediplomsku nastavu. Strateška odrednica razvoja Katedre u sljedećem dvogodišnjem razdoblju jest njezin znanstveni i stručni razvoj, za koji postoje jako dobre pretpostavke.

studies "Evidence based clinical medicine", "Tumor biology" and "Translational research in biomedicine and health" on several courses and directs elective course Sleep medicine. In addition to Prof Đogaš, in teaching at the postgraduate studies are also involved Prof Maja Valić and Assoc Prof Renata Pecotić, who is directing elective course ABC of good sleep since the academic year 2015/2016.

In 2016, Prof Zoran Đogaš becomes the head of the first postgraduate specialist study (masters degree) Sleep medicine, in English language, that will enable education of the first fifteen somnologists-experts in sleep medicine in the Republic of Croatia in accordance with the latest European guidelines for education in the field of sleep medicine.

Teaching and associate staff

Tenure track positions: Prof Zoran Đogaš, Prof Maja Valić, Assoc Prof Renata Pecotić and Prof Ivica Grković (based at the Dept. of Anatomy).

Assistants: Ivana Pavlinac Dodig, MD, PhD, Maja Rogić Vidaković, PhD, Linda Lušić Kalcina, B. Psychol., and Katarina Madirazza, M. Biol. Technician: Jelena Baričević.

Participated in the teaching process until academic year 2005/2006: Prof Željko Dujić, Assoc Prof Irena Pintarić and Assoc Prof Katarina Vilović.

Postdoctoral Fellows: Renata Pecotić (2000 - 2008), Maja Valić (2001 - 2006), Goran Kardum (2002 - 2006), Suzana Mladinov (2006), Vana Ševo (2007 - 2011), Ivana Pavlinac Dodig (2009 -), Josip Kedžo (2009), Maja Rogić Vidaković (2009 -) Linda Lušić Kalcina (2012 -), Ivona Stipica Safić (2013 - 2015), Marin Šimunić (2013 - 2014), Ana Šarić (2015), Katarina Madirazza (2016 -).

Development plan

There are three full time teachers at Department, and one scientific novice and two post doc students. Department will continue with improvements of education activities performed in undergraduate and graduate school studies.

Odabrani udžbenici i poglavlja u udžbenicima (2007. – 2016.) / *Selected chapters and books (2007 – 2016)*

1. Đogaš Z, Pecotić R, Valić M. Regulation of Sleep and Wakefulness. U: Sleep Medicine Textbook. Bassetti C, Đogaš Z, Peigneux P (ur.). Regensburg: Wiley and European Sleep Research Society, 2014.
2. Đogaš Z. Nosological classification, definitions and epidemiology of miscellaneous sleep-related conditions and disorders. U: Sleep Medicine Textbook. Bassetti C, Đogaš Z, Peigneux P (ur.). Regensburg: Wiley and European Sleep Research Society, 2014.
3. Đogaš Z. Training initiatives in sleep medicine. U: Sleep Medicine Textbook. Bassetti C, Đogaš Z, Peigneux P (ur.). Regensburg: Wiley and European Sleep Research Society, 2014.
4. Đogaš Z. Autor prijevoda poglavlja 41-44 (42-45). U: Medicinska fiziologija (Guyton & Hall: Kukolja Taradi S, Andreis I, ur.). Zagreb: Medicinska naklada, 2001.-2016.
5. Đogaš Z, Pecotić R. Metabolički i endokrinološki poremećaji u sindromu opstrukcijske apneje tijekom spavanja. U: Patofiziologija endokrinopatija: odabrana poglavlja. Tičinović Kurir T (ur.). Split: Redak, 2013.
6. Đogaš Z. Data Presentation. U: Principles of Research in Medicine, 2nd edition; Marušić, Matko (ed.). Zagreb: Medicinska naklada, 2015.
7. Đogaš Z. Prikaz podataka. U: Uvod u znanstveni rad u medicini, 5. izdanje; Marušić, Matko (ur.). Zagreb: Medicinska naklada, 2013.

Publikacije objavljene u časopisima indeksiranima u bazi Current Contents i WoS (2007. – 2016.)

Publications in journals indexed in Current Contents database and WoS during the period 2007-2016

Potpuni popis publikacija (51) nalazi se u elektroničkom obliku.

The complete list of publications (51) is enclosed in the digital format.

Literatura / *References*

1. Monografija povodom deset godina samostalnosti Medicinskog fakulteta u Splitu 1997-2007. Janković S, Boban M. Split: Medicinski fakultet Sveučilišta u Splitu, 2007. ISBN:978-953-98423-9-8.
2. Arhiva Zavoda za neuroznanost i Katedre za neuroznanost, Medicinski fakultet Sveučilišta u Splitu

ZAVOD ZA TEMELJNU I KLINIČKU FARMAKOLOGIJU
DEPARTMENT OF BASIC AND CLINICAL PHARMACOLOGY

Prof. dr. sc. Mladen Boban, dr. med. / Prof Mladen Boban, MD, PhD
Predstojnik Zavoda / Head of Department

Ustrojbene jedinice Zavoda za temeljnu i kliničku farmakologiju:

- Katedra za farmakologiju (pročelnica: doc. dr. sc. Ivana Mudnić)
- Laboratorij za eksperimentalnu farmakologiju (voditeljica: doc. dr. sc. Ivana Mudnić)
- Pridružena radna jedinica:
- Odjel za kliničku farmakologiju pri Klinici za unutarnje bolesti KBC-a Split (voditelj: Jurica Nazlić, dr. med.)

Povijest

Zavod za temeljnu i kliničku farmakologiju osnovan je odlukom Fakultetskoga vijeća Medicinskoga fakulteta u Splitu 6. prosinca 2012. godine te je najmlađi fakultetski Zavod. Obrazloženi prijedlog Fakultetskomu vijeću podnio je prof. dr. sc. Stipan Janković kao predsjednik Stručnoga povjerenstva za provođenje aktivnosti osnivanja novoga zavoda, čiji su članovi još bili prof. dr. sc. Matko Marušić i prof. dr. sc. Dragan Ljutić.

Odlukom je utvrđeno da „Katedra za farmakologiju Medicinskog fakulteta u Splitu i Odjel za kliničku farmakologiju

Organizational units of the Department of Basic and Clinical Pharmacology are:

- Educational Department of Pharmacology (Head: Assist Prof Ivana Mudnić)
- Laboratory for Experimental Pharmacology (Head: Assist Prof Ivana Mudnić)
- Associated orgnizational unit:
- Department of Clinical Pharmacology at the Clinic for Internal Medicine, University Hospital of Split (Head: Jurica Nazlić, MD)

History of the Department

The Department of Basic and Clinical Pharmacology (the Department) was established by the Decree passed by the Faculty Council of the School of Medicine in Split on 6 December 2012 and is the youngest Department at the School of Medicine. An elaborated proposal was presented to the Faculty Council by Prof Stipan Janković, the President of the Expert Commission in charge of the implementation of activities related to the establishment of a new Department. Other two members of the Commission were Prof Matko Marušić and Prof Dragan Ljutić.

Klinike za unutarnje bolesti KBC-a Split kao nastavna baza Fakulteta, u potpunosti udovoljavaju uvjetima (kadrovski potencijal, znanstvene i nastavne aktivnosti te prostorni uvjeti) za osnivanje novog zavoda".

Inicijativu za osnivanje Zavoda pokrenuli su prof. dr. sc. Mladen Boban kao pročelnik Katedre za farmakologiju Medicinskoga fakulteta u Splitu i prof. dr. sc. Jugoslav Bagatin kao profesor interne medicine i kliničke farmakologije i predstojnik Klinike za unutarnje bolesti KBC-a Split.

Osnovne razloge i prednosti osnivanja Zavoda kao nove ustrojbene jedinice obrazložili su u zajedničkom dopisu dekanu prof. dr. sc. Draganu Ljutiću od 15. listopada 2012. godine.

Prvi pročelnik Zavoda bio je prof. dr. sc. Jugoslav Bagatin, do 2015. godine, nakon čega ga na toj dužnosti nasljeđuje prof. dr. sc. Mladen Boban.

Prostorni uvjeti

Laboratorijski prostori i oprema koji su na raspolaganju Katedri za farmakologiju omogućili su uspješan rad i razvoj znanstvenih aktivnosti.

Osnovu čine laboratoriji za pokuse na malim životinjama te farmakološko-analitički laboratorij, svaki površine 50 $m^{2.}$ Laboratoriji su opremljeni kompletima uređaja za rad na izoliranim organima kao što su srce i krvne žile te analitičkim uređajima za određivanje sastava i antioksidacijske aktivnosti različitih bioloških uzoraka. Na raspolaganju su i zajednički prostori za studije na ljudima površine 100 m^2, koje je ponajviše koristila upravo Katedra za farmakologiju. Laboratorij je opremljen kompletnom opremom za procjenu različitih fizioloških funkcija (EKG, neinvazivna hemodinamska mjerenja, analiza pulsnog vala i elastičnosti arterija, tlakomjeri, spirometar, denzitometar, audiometar, vaga i visinomjer itd.).

Svemu treba pridodati i prostore s krupnom laboratorijskom opremom zajedničke namjene (destilator-deionizator vode, hladna komora, ledomat, ultracentrifuga itd.). Konačno, Zavod za farmakologiju jedan je od glavnih korisnika Sveučilišne nastambe za pokusne životinje površine 380 m2, smještene u neposrednoj blizini Fakulteta.

Odjel za kliničku farmakologiju pri Klinici za unutarnje bolesti KBC-a Split raspolaže s 12 bolničkih kreveta. U

It was concluded that the "Department of Pharmacology, University of Split School of Medicine and the Clinical Pharmacology Unit of the Department of Internal Medicine, at the University Hospital Center Split as a teaching base of the School of Medicine, fully comply with the conditions (human resources, scientific and educational activities and space capacities) for the establishment of a new Department".

The initiative for the establishment of the Department was launched by Prof Mladen Boban as the Head of the Department of Pharmacology, School of Medicine in Split and Prof Jugoslav Bagatin as a Professor of Internal medicine and Clinical Pharmacology and the Head of the Department of Internal Medicine, University Hospital Centre Split. In a joint letter sent to the Dean, Prof Dragan Ljutić, on 15 October 2012, they explained the motives and benefits of establishing the Department as a new organizational unit of the School of Medicine. The first Head of the Department was Prof Jugoslav Bagatin until 2015, and was succeeded by Prof Mladen Boban.

Space and working conditions

Laboratory facilities and equipment at the Department of Pharmacology have provided basis for successful practicing and development of scientific activities.

The main part consists of laboratories for experiments on small animals and an analytical laboratory, each of 50 m^2. The laboratories are equipped with sets of apparatus for experiments on isolated organs such as the heart and blood vessels and for analysis of composition and antioxidant activity of different biological samples. There is also common laboratory designated for studies in humans, covering an area of 100 m^2, which has mostly been used by the Department of Pharmacology. The laboratory is equipped with instruments for assessment of different physiological functions (ECG, non-invasive hemodynamic measurements (pulse wave analysis and hardening and arterial stiffness), blood pressure monitors, spirometers, densitometer, audiometer, scales and altimeter ...)

In addition to the above described space and equipment capacities, there are also rooms with large laboratory equipment for common use (water distiller-deionizer, cold chamber, ice maker, ultra-centrifuge etc.). Finally, the Department of Pharmacology is one of the major users of the University housing facility for experimental animals covering an area of

Nastavno i suradničko osoblje Zavoda / *Teaching and Associate Staff of the Department:*
Jurica Nazlić, dr. med., doc. dr. sc. Nediljko Pivac, prof. dr. sc. Jugoslav Bagatin, prof. dr. sc. Mladen Boban, doc. dr. sc. Ivana Mudnić, prof. dr. sc. Darko Modun, Ana Marija Milat, mag. pharm. i Mia Grga, mag. ing. kem. ing.

sklopu je polikliničkoga rada Klinike i ambulanta za kliničku farmakologiju.

Nastavno i suradničko osoblje

U trenutku osnivanja Zavod je uključivao nastavnike Katedre za farmakologiju Medicinskoga fakulteta u Splitu te nastavnike Odjela za kliničku farmakologiju pri Klinici za unutarnje bolesti KBC-a Split.

1. Prof. dr. sc. Mladen Boban, dr. med., redoviti profesor u trajnom zvanju
2. Prof. dr. sc. Darko Modun, dr. med., izvanredni profesor
3. Doc. dr. sc. Ivana Mudnić, dr. med., docentica
4. Dr. sc. Danijela Budimir, dr. med., znanstvena novakinja – viša asistentica
5. Ana Šešelja Perišin, mr. pharm., asistentica
6. Grgo Gunjača, dr. med., znanstveni novak
7. Antonela Slišković, laboratorijska tehničarka
8. Prof. dr. sc. Jugoslav Bagatin, dr. med., redoviti profesor u trajnom zvanju
9. Doc. dr. sc. Nediljko Pivac, dr. med., docent
10. Mr. sc. Vedran Carević, dr. med., asistent
11. Jurica Nazlić, dr. med.

Znanstvena i stručna aktivnost

Do 2019. godine na Zavodu se provodi istraživački projekt koji financira Hrvatska zaklada za znanost (HRZZ 8652) pod naslovom „Biološki učinci vina: utjecaj vinifikacijske

380 m2, attached to the School of Medicine main building.

The Clinical Pharmacology Unit at the Department of Internal Medicine, University Hospital Centre Split, has 12 hospital beds. The Department of Internal Medicine also provides polyclinic service in clinical pharmacology.

Teachers and associates

At the time of its establishment, the Department included teaching staff from both, Department of Pharmacology, School of Medicine in Split and the Clinical Pharmacology Unit at the Department of Internal Medicine, University Hospital Centre Split:

The Department of Pharmacology, School of Medicine in Split

1. Mladen Boban, MD, PhD, Tenured Professor
2. Darko Modun, , MD, PhD, Associate Professor
3. Ivana Mudnić, MD, PhD, Assistant Professor
4. Danijela Budimir, MD, PhD, Scientific Novice, Assistant
5. Ana Šešelj Perišin, MPharm, Assistant
6. Grgo Gunajča, MD, Scientific Novice, Assistant
7. Antonela Slišković, laboratory technician

Clinical Pharmacology Unit at the Department of Internal Medicine, University Hospital Center Split:

1. Jugoslav Bagatin, MD, PhD, Tenured Professor

tehnologije, dealkoholizacije i starenja vina", koji vodi prof. dr. sc. Mladen Boban.

U razdoblju 2012. – 2014. kao partner iz Hrvatske Zavod je bio uključen u provedbu EU Leonardo da Vinci partnership programa „VET on Wine, Health and Responsible Drinking – Art de Vivre".

U trenutku osnivanja Zavoda u provedbi su bili znanstvenoistraživački program „Biološki učinci sastojaka vina i mediteranskog ljekovitog bilja" (MZOŠ 2160547,.) te znanstvenoistraživački projekt (MZOŠ 216-2160547-0537) „Kardiovaskularni učinci vina i njegovih sastojaka" (2007. – 2013., voditelj: prof. dr. sc. Mladen Boban).

Tijekom 2014. godine na Zavodu su izvođena istraživanja za potrebe prehrambene industrije (tvrtka Stella Mediterranea d. o. o.).

2. Nediljko Pivac, MD, PhD, Assistant Professor
3. Vedran Carević, MD, MSc, Assistant
4. Jurica Nazlić, MD

Scientific and professional activities

At the Department there is an ongoing research project (2014- 2019) funded by the Croatian Science Foundation (HRZZ), entitled "Biological effects of wine: the influence of vinification technology, dealcoholization and aging of wine", with Prof Mladen Boban as principal investigator (PI).

In the period 2012 – 2014, as a partner from Croatia, the Department participated in the EU Leonardo da Vinci partnership programme "VET on Wine, Health and Responsible Drinking - Art de Vivre".

At the time of the establishment of the Department there were two research activities in progress: research programme "Biological effects of the wine constituents and Mediterranean medicinal herbs" (Ministry of Science, Education and Sports (MSES) 2160547) and research project (MSES 216-2160547-0537) "Cardiovascular effects of wine and its constituents (2007 - 2013, Prof Boban as PI).

In 2014, the Department carried out research for the food industry (company "Stella Mediterranea").

Obranjeno je nekoliko doktorskih disertacija izrađenih u Zavodu:
The following PhD theses, prepared at the Department, were defended:

1. Mladen Krnić. Usporedba akutnih učinaka crnog vina, piva i votke na hiperoksijom inducirani oksidacijski stres i smanjenje elastičnosti arterijske stjenke u zdravih ispitanika. Medicinski fakultet Sveučilišta u Splitu, 2012.
2. Zoran Vučinović. Hiperoksijom inducirani oksidacijski stres i smanjenje elastičnosti arterijske stjenke kod oboljelih od šećerne bolesti tipa 2. Medicinski fakultet Sveučilišta u Splitu, 2014.
3. Grgo Gunjača. Analiza arterijske elastičnosti na uzorku opće populacije i u bolesnika s opstrukcijskom apnejom tijekom spavanja. Medicinski fakultet Sveučilišta u Splitu, 2015.
4. Jakov Meštrović. Akutni učinci nifedipina na torzijsko-detorzijsku ozljedu testisa štakora. Medicinski fakultet Sveučilišta u Splitu, 2015.

U rujnu 2016. godine na Medicinskom fakultetu u Splitu održan je 8. hrvatski kongres farmakologije s međunarodnim sudjelovanjem, pri čemu su članovi Zavoda činili osnovu mjesnoga Organizacijskoga odbora, a prof. dr. Mladen Boban bio je predsjednik Organizacijskoga odbora.

In September 2016, the 8th Croatian Congress of Pharmacology with international participation was held at the School of Medicine in Split. The Department members formed the core of the local Organizing Committee, and Prof Mladen Boban was the President of the Organizing Committee.

Na razini KBC-a Split članovi Zavoda koordinatori su bolničkoga Povjerenstva za lijekove.

Organizacija stručnih i znanstvenih skupova:

- 2007. – 5. hrvatski kongres farmakologije s međunarodnim sudjelovanjem, Osijek
- 2010. – 6. hrvatski kongres farmakologije s međunarodnim sudjelovanjem, Opatija
- 2013. – 7. hrvatski kongres farmakologije s međunarodnim sudjelovanjem, Zagreb
- 2014. – 19th Meeting Art deVivreVET Partnership, Split
- 2016. – 8. hrvatski kongres farmakologije s međunarodnim sudjelovanjem, Split

Plan razvoja

Zadaća je Zavoda uskladiti znanstvene i stručne aktivnosti da bi se omogućilo neometano izvođenje nastave kao temeljne fakultetske aktivnosti.

Uključenje članova Zavoda iz KBC-a Split u nastavne aktivnosti Katedre za farmakologiju znatno će olakšati organizaciju izvođenja te kvalitetu nastave iz farmakologije na studijskim programima koji uključuju teme iz kliničke farmakologije i racionalne farmakoterapije.

U tom smislu pokrenut je postupak za prijam u kumulativni radni odnos doc. dr. sc. Nediljka Pivca umjesto prof. dr. sc. Jugoslava Bagatina, koji je otišao u mirovinu.

Planira se aktivno uključenje dr. Jurice Nazlića u postojeći HRZZ projekt u okviru kojega će se odrediti tema njegove doktorske disertacije.

Poseban je izazov oživljavanje znanstvene aktivnosti na Odjelu za kliničku farmakologiju pri Klinici za unutarnje bolesti KBC-a Split. Kadrovskim i organizacijskim preustrojem treba omogućiti povoljne uvjete za provedbu kliničkih farmakoloških studija koje su primjerene statusu i veličini KBC-a Split. Uz potporu Fakulteta valja nastojati s Upravom KBC-a Split razgovarati o otklanjanju administrativnih ograničenja koji ometaju izvođenje kliničkih farmakoloških studija na značajnijoj razini.

Svim članovima Zavoda pomagat će se da aktivno sudjeluju na stručnim i znanstvenim skupovima iz područja njihova užega interesa.

Organisation of conferences

- 2007. – 5th Croatian congress of pharmacology with international participation, Osijek
- 2010. – 6th Croatian congress of pharmacology with international participation, Opatija
- 2013. – 7th Croatian congress of pharmacology with international participation, Zagreb
- 2014. - 19th meeting Art deVivreVET Partnership, Split
- 2016. – 8th Croatian congress of pharmacology with international participation, Split

At the University Hospital Centre level, the Department members coordinate work of the Hospital's Commission for Drugs.

Development plan

The responsibility of the Department is to harmonize professional and scientific activities in a way that does not interfere with the teaching as a core activity of the School of Medicine.

The inclusion of Department members from the University Hospital of Split in the teaching activities of the Department of Pharmacology will help organize and deliver the course in Pharmacology in the study programmes that comprises topics of clinical pharmacology and rational pharmacotherapy.

In this regard, to fill the vacant position after Prof Jugoslav Bagatin retired, the procedure for the admission of Assist Prof Nediljko Pivac to the "cumulative" employment was initiated. The plan is also to actively involve Assistant Jurica Nazlić in the current HRZZ research project, within which the topic of his PhD thesis will be determined.

A significant challenge is also stimulation of scientific activities at the Clinical Pharmacology Unit of the Department of Internal Medicine, University Hospital of Split. Staff and organizational restructuring should provide favorable conditions for the implementation of clinical pharmacological studies that conform with the rank and reputation of the University Hospital Centre. With support of the School of Medicine and in agreement with the management of the University Hospital of Split, it is essential to find solutions for the elimination of administrative limitations that impede performance of clinical pharmacological studies.

All members of the Department will be provided assistance in activities related to their active participation in professional and scientific conferences in the area of their interests.

KATEDRA ZA FARMAKOLOGIJU
EDUCATIONAL DEPARTMENT OF PHARMACOLOGY

Doc. dr. sc. Ivana Mudnić, dr. med. / Assist Prof Ivana Mudnić, MD, PhD
Pročelnica Katedre / Head of Department

Povijest Katedre

Od utemeljenja Studija medicine u Splitu do 1993. godine nastavu kolegija Farmakologije na trećoj godini Studija medicine u cijelosti su provodili nastavnici Zavoda za farmakologiju Medicinskoga fakulteta Sveučilišta u Zagrebu. S poštovanjem i zahvalnošću navodimo imena tih nastavnika bez obzira na razlike u nastavnom statusu i opterećenju koje su u to vrijeme imali: prof. dr. sc. Vlasta Bradamante, pokojni prof. dr. sc. Marin Bulat, prof. dr. sc. Juraj Geber, pokojni prof. dr. sc. Veljko Gjuriš, prof. dr. sc. Marijan Klarica, prof. dr. sc. Estera Kunec-Vajić, prof. dr. sc. Zdravko Lacković, prof. dr. sc. Predrag Sikirić, prof. dr. sc. Melita Šalković-Petrišić i pokojna doc. dr. sc. Milica Tućan-Foretić. Prvi je nastavnik sa stalnim prebivalištem u Splitu bio Mladen Boban, dr. med., koji 1989. godine odlazi na znanstveno usavršavanje u SAD, a po povratku u Hrvatsku 1992. godine na poticaj prof. dr. sc. Matka Marušića prijavljuje se na natječaj za suradničko mjesto u punom radnom odnosu u Zavodu za farmakologiju Medicinskoga fakulteta u Zagrebu, a za potrebe nastave u Splitu te biva izabran 1993. godine. Pod nadzorom prof. dr. sc. Marina Bulata sve je više uključen u nastavni proces, a nakon izbora u znanstveno-nastavno zvanje docenta 1996. godine preuzima većinu nastavnih obveza u Splitu. Prerastanje u

History of the Department

Since the School of Medicine was established in Split in 1993, the third year course in Pharmacology has been delivered by the lecturers from the Institute of Pharmacology of the University of Zagreb School of Medicine. With great respect and gratitude, the names of these lecturers, regardless of the differences in their teaching positions and teaching load they had at the time, are here listed: Prof Vlasta Bradamante, the late Prof Marin Bulat, Prof Juraj Geber, the late Prof Veljko Gjuriš, Prof Marijan Klarica, Prof Estera Kunec-Vajić, Prof Zdravko Lacković, Prof Predrag Sikirić, Prof Melita Šalković-Petrišić and the late Assoc Prof Milica Tućan-Foretić. The first lecturer with a permanent residency in Split was Mladen Boban, MD who left Split for scientific specialization in the USA in 1989. Upon his return to Split in 1992, Prof Matko Marušić, PhD encouraged him to apply for a full time collaborator position with the Institute of Pharmacology of the University of Zagreb School of Medicine to teach in Split. He obtained the position with the Institute in 1993. Under the supervision of Prof Marin Bulat, he was gradually increasing his involvement in the teaching process. Having been awarded the position of Assistant Professor in 1996, he took over most of the lecturing in Split. In 1997, the University in Split

samostalni Medicinski fakultet i sastavnicu Sveučilišta u Splitu 1997. godine označava i početak djelovanja Katedre za farmakologiju u Splitu, koju do 2015. vodi prof. dr. sc. Mladen Boban.

U suradničko zvanje mlađega asistenta u punom radnom odnosu 1999. godine izabran je Darko Modun, dr. med., a dvije godine poslije Katedri pristupa i Ivana Musić, dr. med., najprije u statusu znanstvene novakinje, a od 2005. godine u suradničkom zvanju asistentice u punom radnom odnosu.

Uz navedene nastavnike na Katedri od 2004. godine rade i dvojica znanstvenih novaka, Ivica Brizić, dr. med., i Jonatan Vuković, dr. med. Važno je istaknuti da je Ivica Brizić započeo znanstveno i nastavno usavršavanje za potrebe Medicinskoga fakulteta Sveučilišta u Mostaru i uz suglasnost Ministarstva znanosti, obrazovanja i športa Republike Hrvatske. Nakon završetka poslijediplomskoga doktorskog studija i stjecanja stupnja doktora znanosti te završene specijalizacije iz kliničke farmakologije, Ivica Brizić nastavlja svoju karijeru kao nastavnik farmakologije na Medicinskom fakultetu u Mostaru.

Antonela Slišković, univer. bacc. med. lab. diagn., zaposlena je na radnom mjestu laboratorijske tehničarke od 2008. godine.

Od 2008. godine na Katedri rade i znanstveni novaci Danijela Budimir, dr. med., i Grgo Gunjača, dr. med., koji nakon stjecanja stupnja doktora znanosti odlaze na specijalizaciju iz radiologije i obiteljske medicine. U kraćim su razdobljima na Katedri u suradničkom zvanju kao asistenti radili Ljiljana Marčić, dr. med., Josipa Marin, dr. med., i Ivica Jajić, mag. pharm. Tijekom 2012. godine Katedri se pridružuje Ana Šešelja Perišin, mr. pharm., koja tijekom 2014. godine postaje asistentica u stalnom radnom odnosu novoosnovane Katedre za farmaciju. Tijekom 2014. i 2015. godine u suradničkom zvanju asistentice na Katedri radi Iva Jerčić, dr. med.; potkraj 2015. i početkom 2016. godine zapošljavaju se Mia Grga, mag. ing. kem. ing., i Ana Marija Milat, mag. pharm. Od rujna 2015. godine doc. dr. sc. Ivana Mudnić (rođ. Musić) postaje pročelnicom Katedre.

School of Medicine became a self-governing institution which resulted in establishing the Department of Pharmacology in Split, run by Prof Mladen Boban till 2015.

In 1999, Darko Modun, MD was awarded the position of full time Assistant, and two years later Ivana Musić, MD joined the Department as well, first as a Research Assistant and since 2005 as a full time Assistant.

Alongside the above mentioned lecturers, since 2005 the Department has employed two more Research Assistants: Ivica Brizić, MD and Jonatan Vuković, MD. It is worth mentioning that Ivica Brizić had started his scientific and academic specialization for the needs of the University of Mostar School of Medicine with the agreement of Ministry of Science, Education and Sports of the Republic of Croatia. Having completed his doctoral programme and being awarded a PhD, Ivica Brzić completed his residency programme in clinical pharmacology and continued his career as a Pharmacology teacher at the School of Medicine in Mostar.

Antonela Slišković, BSc M.L.T. has worked as a laboratory technician since 2008.

Since 2008, the Department has employed Research Assistants Danijela Budimir, MD and Grgo Gunjača, MD who started their residency programmes in radiology and family medicine after they had obtained their PhD degrees. Ljiljana Marčić, MD, Josipa Marin, MD and Ivica Jajić, MPharm have shortly been Assistants at the Department. In 2012, Ana Šešelja Perišin, MPharm joined the Department and in 2014 she obtained a full time Assistant position at the newly founded Department of Pharmacy.

At the end of 2012, Prof Mladen Boban, Head of the Department of Pharmacology and Prof Jugoslav Bagatin, Head of the Internal Medicine Clinic at the Clinical Hospital Centre Split joined efforts and managed to establish the Institute for Basic and Clinical Pharmacology and the Laboratory for Experimental Pharmacology. This enabled the University Hospital in Split to more efficiently affiliate with the School of Medicine in both academic and professional work. Pharmacology classes in those teaching programmes that include clinical pharmacology and rational pharmacotherapy topics have also improved in quality.

Prostorni i radni uvjeti

Sve do 1994. godine cjelokupna se nastava kolegija Farmakologija odvijala u zgradi Biskupove palače, u kojoj je bilo i sjedište Područnoga studija medicine u Splitu. Nikakve posebne prostorije za potrebe kolegija nisu postojale. Odlukom Vlade Republike Hrvatske iz veljače 2004. godine, zgrada Regrutnoga centra (današnja zgrada temeljnih medicinskih znanosti) i „Marles", zgrada za smještaj pomoćnoga voda bivše JNA, stavljaju se na raspolaganje za potrebe Medicinskoga studija u Splitu. Još i prije službene odluke Vlade, neposredno nakon zapošljavanja, dr. Boban nalazi slobodne prostorije u zgradi Regrutnoga centra, gdje smješta svoj ured i laboratorijsku opremu koju je donio nakon povratka iz SAD-a. Zahvaljujući toj opremi, koju je darovao prof. dr. Željko Bošnjak iz The Medical College of Wisconsin, i njegovoj kasnijoj potpori, te mogućnosti nabave potrošnoga laboratorijskog materijala iz brojnih sanitetskih donacija tijekom Domovinskoga rata, ustrojen je 1994. godine prvi laboratorij za eksperimentalnu farmakologiju. Nekoliko godina poslije, tijekom rekonstrukcije zgrade temeljnih medicinskih znanosti, laboratorij je iz prizemlja izmješten na drugi kat. U listopadu 2006. godine laboratorij se još jednom premješta u nove prostore na 5. katu zgrade temeljnih medicinskih znanosti. Osnovu čine laboratoriji za pokuse na malim životinjama te farmakološko-analitički laboratorij, svaki površine 50 m2. Nadalje, Katedra na raspolaganju ima i četiri radne sobe za nastavnike te dvije male prostorije kojima se zajednički koriste Katedra za farmaciju i Katedra za farmakologiju, a služe za čuvanje sitne laboratorijske opreme i kemikalija te arhiviranje dokumentacije.

Nastavna djelatnost

Uz prvi eksperimentalni laboratorij, i nastava iz kolegija Farmakologije bila je prva nastavna aktivnost za splitske studente medicine u današnjoj zgradi temeljnih medicinskih znanosti, organizirana još akademske godine 1994./1995. Kolegij se predaje na trećoj godini studija Medicine s ukupnom satnicom od 150 sati (36P + 62S + 52V). Prelaskom na Bolonjski sustav studiranja 2005. godine došlo je do izmjena cjelokupnoga plana i programa studija Medicine, tako i kolegija Farmakologije. Kolegij se i dalje nalazi na trećoj godini, s ukupnom satnicom od 115 sati i 11 ECTS bodova, a sadržaj, ciljevi i kompetencije studenata po polaganju ispita usklađeni su međukatedarskom suradnjom na svim četirima medicinskim fakultetima u Hrvatskoj. Katedra za farmakologiju također organizira i vodi nastavu kolegija Pharmacology na trećoj godini integriranoga studija Medicine na engleskom jeziku, Farmakologije na drugoj godini studija Dentalne

The first Head of the Institute was Prof Jugoslav Bagatin, and in September 2015 the position was taken by Prof Mladen Boban. From 2014 to 2015, Iva Jerčić, MD worked as an Assistant at the Department; at the end of 2015/ beginning of 2016, Mia Grga, MEng ChemE and Ana Marija Milat, MPharm were also employed. In September 2015, Assist Prof Ivana Mudnić (née Musić) became the Head of the Department.

Space and working conditions

Before 1994, the entire course of lectures in Pharmacology took place in the so-called Bishop's Palace building where there was the administrative centre of the School of Medicine. There were no particular rooms for this course of lectures. By the Government Act from February 2004, the Recruitment Centre's building (nowadays the Basic Science Building) and the Marles building, previously used to house reserve platoon of the YPA, were put into use by the School of Medicine in Split. Preceding the formal Government Act, immediately after he had been employed, Mladen Boban, MD used empty spaces in the Recruitment centre's building as an office and a storage space for the laboratory equipment he had brought back from the USA. Thanks to the equipment donated by Prof Željko Bošnjak from the Medical College of Wisconsin and his later support as well as the possibility to collect necessary laboratory consumables from many donations during the Croatian war of Independence in 1994, the laboratory for experimental pharmacology was established. A few years later, during the reconstruction of the Basic Science Building, the laboratory was moved from the ground floor to the second floor of the building. In October 2006, the laboratory was moved once again to a new space on the sixth floor of the Basic Science Building. A small animal laboratory and a pharmacological-analytical laboratory with the surface of 50 m2 each, constitute the central part. There are also four teachers' rooms at the Department's disposal and two small rooms shared with the Department of Pharmacy which are used for keeping small laboratory equipment and filing papers.

Teaching activities

In addition to the first experimental laboratory, the course in Pharmacology was the first teaching activity for the medical students in Split that took place in today's Basic Science Building in the academic year 1994/1995. The course was given in the third year of the medical programme comprising a total of 150 teaching hours (36 lectures + 62 seminars + 52 practical classes). Introduction of the Bologna Process in 2005, resulted in changes made in the overall curriculum

medicine, kolegija Farmakologije i Kliničke farmakologija preddiplomskoga i diplomskoga studija Sestrinstva na Sveučilišnom odjelu zdravstvenih studija te od 2010. godine kolegija Opće farmakologije te Specijalne farmakologije 1 i 2 na studiju Farmacije. U sklopu integriranoga studija Medicine Katedra nudi tri izborna predmeta: Vino i zdravlje, Zlouporaba lijekova u športu i Ljekovite biljke u Hrvatskoj. Ukupno nastavno opterećenje Katedre iznosi više od 1300 norma-sati.

Od pokretanja nastave na Medicinskom fakultetu Sveučilišta u Mostaru Katedra u značajnoj mjeri sudjeluje u izvođenju nastave kolegija Farmakologije za mostarske studente.

Nastavno i suradničko osoblje:

- dr. sc. Mladen Boban, dr. med., redoviti profesor u punom radnom odnosu
- dr. sc. Darko Modun, dr. med., redoviti profesor u punom radnom odnosu
- dr. sc. Ivana Mudnić (rođ. Musić), docentica u punom radnom odnosu
- Ana Marija Milat, mag. pharm., suradnica u suradničkom zvanju asistentice
- Mia Grga, mag. ing. chem. ing., suradnica u suradničkom zvanju asistentice

Plan razvoja

Kadrovi

Prof. dr. sc. Mladen Boban kao pročelnik Zavoda za temeljnu i kliničku farmakologiju nastavlja svoju nastavnu i znanstvenu aktivnost s ciljem učinkovitoga povezivanja KBC-a Split i Medicinskoga fakulteta u znanstveno-nastavnom i stručnom radu, stvaranja formalnih pretpostavka za lakše i racionalnije uključenje zaposlenika Medicinskoga fakulteta u procese rada u KBC-a Split i obrnuto te povećanja kvalitete u izvođenju nastave iz farmakologije na studijskim programima koji uključuju teme iz kliničke farmakologije i racionalne farmakoterapije. Kao voditelj multidisciplinarnoga projekta HRZZ-a o kardiovaskularnim, antioksidativnim, protuupalnim i antibakterijskim učincima vina u različitim *in vivo* i *in vitro* sustavima, ostvaruje suradnju s nizom stručnjaka iz područja poljoprivrede, biotehnologije i biomedicine, a ostvareni rezultati bit će temelj daljnjoj suradnji s gospodarstvom, posebice u proizvodnji vina i hrane.

Prof. dr. sc. Darko Modun od 2011. godine obnaša dužnost prodekana za studij Farmacije, a od 2012. godine voditelja Katedre za farmaciju. Voditelj je predmeta Opća farmakologija

of the study programme in Medicine, thus also in Pharmacology. The course is still taught in the third year of the medical programme comprising the total of 115 teaching hours and 11 ECTS credits. The aims, objectives and students' competencies, after the course has been completed, are agreed upon by all four Schools of Medicine in Croatia. The Department of Pharmacology organizes and runs the course in Pharmacology in the third year of Integrated Undergraduate and Graduate Programme of Medical Studies in English; Pharmacology in the second year of Dental Medicine study programme, courses in Pharmacology and Clinical Pharmacology in the Undergraduate and Graduate programme of Nursing at the University Department of Health Studies as well as courses in General Pharmacology and Special Pharmacology 1 and 2 in the Pharmacy study programme.

As part of the integrated study programme in Medicine, the Department offers three optional courses: "Wine and Health", "Abuse of Medicines in Sports" and "Medicinal Plants in Croatia". The Department performs a total of 1300 teaching hours.

Since University of Mostar School of Medicine was established, the Department has been fully participating in teaching courses in Pharmacology.

Faculty:

- Prof Mladen Boban, MD, PhD, Full Professor, employed full-time
- Prof Darko Modun, MD, PhD, Full Professor, employed full-time
- Assist Prof Ivana Mudnić (née Musić), MD, employed full-time
- Ana Marija Milat, MPharm, Associate Assistant
- Mia Grga, MEng ChemE, Associate, Assistant

Development plan

Personnel

Prof Mladen Boban, the Head of the Institute for Basic and Clinical Pharmacology, continues his teaching and scientific activities with the aim to affiliate more effectively the Clinical Hospital Centre Split and the University of Split School of Medicine as much in the academic and professional work as in creating the formal requirements to include the School of Medicine's employees in the work processes of the Hospital and vice versa. He has worked on improving the quality of the course in Pharmacology which includes

i Specijalna farmakologija II na studiju Farmacije. Njegov se nastavni i znanstveni interes sve više usmjerava prema farmaciji i ostvaruje u okviru Katedre za farmaciju.

Doc. dr. sc. Ivana Mudnić od 2015. godine obnaša dužnost pročelnice Katedre, a od 2013. godine voditeljice Laboratorija za eksperimentalnu farmakologiju. Voditeljica je predmeta Farmakologija na studiju Dentalne medicine. U sklopu nastavnih aktivnosti nastoji potaknuti daljnje povezivanje pretkliničke i kliničke farmakologije. Suradnica je na projektu HRZZ-a, uključena u organizaciju i provođenje svih planiranih pokusnih aktivnosti, a u znanstvenoj je aktivnosti posebno usmjerena na farmakologiju i fiziologiju vaskularnoga sustava. U istraživačkom radu primjenjuje niz različitih eksperimentalnih i dijagnostičkih metoda od razine izoliranih tkiva do studija s ljudima. U budućnosti će, uz suradnju s ostalim članovima Katedre, osigurati kvalitetan transfer znanja i vještina na jedno ili dvoje novih asistenata ili znanstvenih novaka te promicati što aktivnije sudjelovanje studenata u znanstvenim i nastavnim aktivnostima Katedre.

Ana Marija Milat, mag. pharm., uspješno je završila prvu godinu poslijediplomskoga studija i u svojem se dosadašnjem radu najviše usmjerila prema spektrofotometrijskim metodama za analizu antioksidacijske aktivnosti i sastava uzoraka vina za pokuse i bioloških uzoraka. U daljnjem razvoju planira se njezino usavršavanje u Zagrebu i u inozemstvu tijekom kojega će ovladati svim komplementarnim metodama koje se danas primjenjuju za procjenu (anti)oksidacijskoga statusa i (poli)fenolnoga sastava. Aktivno je sudjelovala u istraživanju s pokusnim životinjama kojima se prate metabolički učinci vina i u studiji o mikrobiološkim učincima vina. U pripremi je svoje prve znanstvene publikacije.

Mia Grga, mag. ing. chem. ing., uspostavila je eksperimentalni postroj za istraživanja antibakterijskih učinaka vina i odradila prve pokuse. Također je aktivno sudjelovala u istraživanjima s pokusnim životinjama kojima se prate metabolički učinci vina. Obzirom na profil obrazovanja, njezina će se znanstvena aktivnost usmjeravati i dalje prema metodama za analizu antibakterijskih učinaka i prema analitičkim spektrofotometrijskim metodama.

Zbog stalnoga povećanja opsega znanstvenoga, administrativnoga, stručnoga i nastavnoga rada na Katedri, angažmana nastavnika u tijelima fakultetske uprave, fakultetskim povjerenstvima, dužnostima na razini Ministarstva i Agencije za znanost i visoko obrazovanje, postoji realna potreba i

pharmacological and rational pharmacotherapy topics. As the leader of a multidisciplinary project on cardiovascular, antioxidative, anti-inflammatory and antibacterial effects of wine in various in vitro and in vivo systems supported by the Croatian Science Foundation, he has been collaborating with many experts in the area of agriculture, biotechnology and biomedicine. The results achieved through the project, are going to be the basis of further collaboration with economic experts, especially regarding wine and food.

Prof Darko Modun has been the Vice Dean of the Pharmacy studies since 2011 and the Head of the Department of Pharmacy since 2012. He coordinates the courses in General Pharmacology and Special Pharmacology II in the programme of Pharmacy studies. His academic and scientific interests in pharmacy are increasing; thus, his activities are generally related to the Department of Pharmacy.

Assist Prof Ivana Mudnić has been the Head of the Department since 2015 and Head of the Laboratory for Experimental Pharmacology since 2013. She teaches Pharmacology in Dental Medicine programme. As part of her teaching activities, she encourages affiliation of pre-clinical and clinical pharmacology. She is an associate in the Croatian Science Foundation project and is included in the organization and implementation of all planned project activities. In her scientific activities she focuses on pharmacology and vascular system physiology. She applies several experimental and diagnostic methods in her research starting from isolated tissue level to tests in humans. In future she will, alongside other members of the Department, ensure quality education and skills development for one to two new teaching or research assistants and encourage students to be more actively involved in scientific and academic activities of the Department.

Ana Marija Milat, MPharm has successfully completed her first year of postgraduate studies. So far, she has mostly focused on the spectrophotometric methods for the analysis of antioxidant activities and chemical components of wine samples as well as biological samples. She plans to continue her professional development in Zagreb and abroad so as to fully master the complementary methods used nowadays for evaluation of (anti)oxidant stress and (poly)phenol composition. She has actively taken part in research involving test animals used to monitor the metabolic effects of wine and in a study assessing microbiological effects of wine. She is currently preparing her first scientific paper.

opravdanje za zapošljavanje novoga suradničkog kadra. Time bi se osigurao kontinuitet i nastavnoga i znanstveno-istraživačkoga rada.

Nastava

Nastavna aktivnost doživjela je od osnutka Katedre do danas opsežne promjene. Definiranje znanja, vještina i kompetencija koje student stječe polaganjem ispita iz farmakologije na nacionalnoj razini zahtijeva prilagodbu nastavnoga procesa u smislu intenzivnijega odnosa student – nastavnik, kvalitetnijega mentorskog sustava te uvođenje modernijih metoda učenja. U tom smislu planiramo uvođenje novih vježba, interaktivnih programa te *problem based learning* metoda. U okviru izbornih kolegija, ali i redovnoga kolegija Farmakologije, planirana je intenzivnija suradnja među pojedinim katedrama medicinskih fakulteta u Hrvatskoj u smislu razmjene nastavnika i studenata. Radi unaprjeđenja kompetencija nastavnika planira se učinkovito uključenje djelatnika Katedre u inicijativu EPHAR-a (European Federation of Pharmacological Societies) za provedbu projekta licenciranja svih farmakologa na razini EU-a.

Znanstveni rad

Znanstveni rad u okviru Katedre nastavit će se pojačanim intenzitetom sukladno projektnim zadacima. Posebni će se napori uložiti u edukaciju mladih istraživača radi usvajanja novih tehnika i metoda u području kardiovaskularne farmakologije te analitičkih metoda bioloških uzoraka u *in vivo* i *in vitro* pokusnim uvjetima. Time će se omogućiti istraživanja na najvišoj razini bioloških učinaka vina na kardiovaskularni sustav, što je središnja tema istraživanja na Katedri u sljedećem razdoblju. Budući da se radi o problematici koja pobuđuje široki interes i izvan znanstvenih krugova u području biomedicine, planiramo snažniju aktivnost u smislu popularizacije znanstvenih rezultata Katedre u medijima i na javnim tribinama za opću populaciju te predstavljanje rezultata na znanstvenim i stručnim skupovima u drugim područjima znanosti. Istraživanja u području vaskularne fiziologije i farmakologije otvaraju mogućnosti suradnje s liječnicima obiteljske i interne medicine te predstavnicima farmaceutske industrije. Razvoj te suradnje jedan je od strateških ciljeva znanstvenoga razvoja Katedre.

Mia Grga, MEng ChemE has established a test structure for the research on antibacterial effects of wine and conducted first experiments. She has also actively participated in animal testing research exploring the metabolic effects of wine. Considering her educational profile, her scientific activities are to be further directed towards the methods of antibacterial effects analysis and analytic spectrophotometric methods.

Taking into consideration that the scope of our scientific, administrative, professional and academic work at the Department is constantly broadening as well as the involvement in the School's administrative bodies, committees and other various duties with Ministries of the Republic of Croatia as well as the Agency for Science and Higher Education, there is an actual need and valid justification for hiring new associate personnel. Thus, the continuity of both academic work and scientific research would be ensured.

Teaching activities

Teaching activities have changed significantly from the moment the Department was established until today.

Definition of knowledge, skills and competencies that students have acquired upon completion of the course in Pharmacology requires an adaptation of the educational process at the national level in terms of a more intense student – teacher relationship, more beneficial mentoring system, and introduction of innovative teaching methods. With that in mind, we plan to introduce new laboratory activities, interactive programmes and problem-based learning methods. Related to both optional and compulsory courses in Pharmacology, we intend to intensify the cooperation with some Departments to encourage student and teacher mobility between medical schools in Croatia. It is our goal to improve our teaching competencies and the quality of knowledge transfer as well as to motivate students to take more active part in the process of education. Furthermore, we plan to engage Department members more effectively into the initiative of EPHAR (European Federation of Pharmacological Societies) aimed at implementation of the project related to licensing pharmacologists at the EU level.

Scientific work

Scientific work at the Department is going to continue with an increased intensity in accordance with the project assignments. Special efforts will be made to educate young experts in the development of new techniques and methods

in both cardiovascular pharmacology and analytical methods of using biological samples both in in vivo and in vitro experimental conditions.

This will result in conducting research at the highest level of biological effects of wine on the cardiovascular system which is the central research topic of the Department. Since this is an area of broad interest even outside the scientific circles of biomedicine, we are planning to be highly active in terms of popularization of these results via media and public forums to present them both to general public and at scientific and professional conferences and symposia in other scientific fields. Research studies in the field of vascular physiology and pharmacology enable cooperation with family doctors and internal medicine specialists as well as with pharmaceutical industry representatives. Encouraging these types of cooperation is one of the strategic objectives of the Department's scientific development.

Udžbenici, poglavlja u udžbenicima i monografije (2007. – 2016.)

Textbooks, chapters in books and monographs, 2007 - 2016

1. Janković S, Boban M. Medicinski fakultet 1997. – 2007. Monografija povodom desete obljetnice samostalnosti. Split: Medicinski fakultet; 2007. (monografija).
2. Boban M. i sur. Farmakološki priručnik. Zagreb: Medicinska naknada; 2008. (udžbenik)
3. Katzung Bertram G, Masters Susan B, Trevor Anthony J. Temeljna i klinička farmakologija. Zagreb: Medicinska naklada, 2011. (prijevod udžbenika)
4. Bach-Rojecky L. i sur. Priručnik o virtualnim pokusima iz farmakologije. Split: Medicinski fakultet Sveučilišta u Splitu, 2013.

Publikacije objavljene u časopisima indeksiranima u bazi Current Contens 2007. – 2016.

Publications in journals indexed in Current Contents database during the period 2007-2016

Potpuni popis publikacija (30) nalazi se u elektroničkom obliku.
The complete list of publications (30) is enclosed in the digital format.

Literatura / *References*

1. Janković S, Boban M (urednici). Medicinski fakultet 1997. – 2007. Monografija povodom desete obljetnice samostalnosti. Sveučilište u Splitu, Split, 2007.

PRETKLINIČKE KATEDRE

PRE-CLINICAL EDUCATIONAL DEPARTMENTS

KATEDRA ZA MEDICINSKU FIZIKU I BIOFIZIKU
DEPARTMENT OF MEDICAL PHYSICS AND BIOPHYSICS

Prof. dr. sc. Davor Eterović / Prof Davor Eterović, PhD
Pročelnik Katedre / Head of Department

Povijest Katedre

Osnivanjem Fakulteta (1997.) Katedra je bila pozicionirana dijelom na II. godini studija, kao dio Katedre za znanstvenu metodologiju (Biofizički temelji fiziologije), a dijelom na IV. godini, kao dio Katedre za medicinsku dijagnostiku (Fizika slikovne dijagnostike). Taj je koncept izmijenjen u ak. god. 2003./2004. i 2005./2006. tako što su Biofizički temelji fiziologije pridruženi Katedrama za fiziologiju s biofizikom I. i II. Istodobno je u ak. god. 2005./2006. započela primjena Bolonjskoga procesa, čime je cjelokupna nastava integrirana u jednu katedru (Katedra za medicinsku fiziku i biofiziku) na I. godini studija.

Prostorni i radni uvjeti

Nastava se odvija u zgradi Fakulteta na Križinama. Vježbe se održavaju u zajedničkom laboratoriju za fiziologiju, farmakologiju i biofiziku (zgrada na Križinama) te u prostorijama Klinički zavod za nuklearnu medicinu i Klinika za onkologiju Kliničkog bolničkog centra Split. Uredi su Katedre u dvjema sobama na V. katu zgrade Fakulteta na Križinama.

History of the Department

When the School of Medicine was founded (in 1997), the Department was part of the Department of Scientific Methodology (Biophysical Grounds of Physiology) in the second year of studies on the one hand, and part of the Department of Medical Diagnostics (Physics of Diagnostic Imaging) in the fourth year, on the other. This was changed in the academic years 2003/2004 and 2005/2006 - the course Biophysical Foundations of Physiology was organised by the Department of Physiology delivering courses in Biophysics I and II. Meanwhile, in 2005/2006, the implementation of the Bologna process began, and, consequently, the relevant curriculum was integrated into one Department (the Department of Medical Physics and Biophysics) taught in the first year of studies.

Space and working conditions

The classes are held in the School's building on the location called Križine. Laboratory exercises are held in the joint laboratory for physiology, pharmacology and biophysics (the Križine building), the Department of Nuclear Medicine, and the Oncology Center at University hospital of Split. Two Department offices are located on the fifth floor of the School's building on Križine.

Nastavna djelatnost

Dodiplomska

1. Predmet Medicinska fizika i biofizika upisuje se na studiju Medicine u prvom semestru na I. godini Studija i ima 70 student-sati (6 ECTS bodova).
2. Predmet Biofizika upisuju se na studiju Dentalne medicine u prvom semestru na I. godini Studija i ima 60 student-sati (6 ECTS bodova).
3. Predmet Medical Physics and Biophysics upisuje se na studiju Medical Studies in English u prvom semestru na I. godini studija i ima 70 student-sati (6 ECTS bodova).

Oko 45 % nastave odnosi se na fiziku slikovne dijagnostike, a ostatak od 55 % na biofizičke temelje fiziologije. Svi su nastavni sadržaji potpuno pokriveni vlastitom literaturom.

Poslijediplomska

1. Predmet Klinička biostatistika upisuje se kao obvezni predmet na prvoj godini poslijediplomskoga znanstvenog studija Klinička medicina utemeljena na dokazima (46 student-sati).
2. Predmet Biostatistika upisuje se kao obvezni predmet na prvoj godini poslijediplomskoga stručnog studija Klinička epidemiologija (40 student-sati).

Nastavno i suradničko osoblje

- prof. dr. sc. Davor Eterović, redoviti profesor u trajnom zvanju, pročelnik Katedre
- doc. dr. sc. Marija Raguž, zamjenica pročelnika Katedre
- dr. sc. Berislav Buča, poslijedoktorand
- mr. sc. Darijo Radović, viši predavač
- Darijo Hrepić, predavač
- Danijel Nejašmić, vanjski suradnik

Bivši djelatnici Katedre:

- doc. dr. sc. Damir Kovačić

Stručna i znanstvena djelatnost

Projekti

prof. dr. sc. Eterović:

1. Voditelj projekta: Simpatička regulacija protoka krvi u poprečno-prugastom mišićju; razdoblje 2005.- 2007., sponzor: Ministarstvo obrazovanja i športa RH, broj projekta 0216007
2. Voditelj projekta: Cirkulacijske posljedice urolitijaze; razdoblje 2008.- 2010., sponzor: Ministarstvo obrazovanja i športa RH, broj projekta 216-0000-0216

Teaching activities

Integrated undergraduate and graduate study programmes

1. Medical students take the 70 - hour course in Medical Physics and Biophysics (6 ECTS) in their first year of study, in the first semester.
2. Dental Medicine students take the 60 - hour course in Biophysics (6 ECTS) in their first year of study, in the first semester.
3. Medical students in English take the 70 - hour course in Medical Physics and Biophysics (6 ECTS) in their first year of study, in the first semester.

Approximately 45% of the course deals with physics of diagnostic imaging whereas the remaining 55% deals with biophysical grounds of physiology. The content of all courses is covered in the textbooks written by Department members.

Postgraduate study programmes

1. The course in Clinical Biostatistics is a compulsory course in the first year of the postgraduate studies Evidence-Based Clinical Medicine (46 student-hours).
2. The Biostatistics course is a compulsory course in the first year of the postgraduate specialist study Clinical Epidemiology (40 student-hours).

Teachers and associates

- Prof Davor Eterović, PhD, Tenured Full Professor, Head of the Department
- Assist Prof Marija Raguž, PhD, Deputy Head
- Berislav Buča, PhD, postdoc
- Darijo Radović, MSc, senior lecturer
- Darijo Hrepić, lecturer
- Danijel Nejašmić, external associate

Former Department members:

- Assist Prof Damir Kovačić, PhD

Research

Projects

Prof Eterović:

1. Project leader: Sympathetic regulation of striated muscles blood flow; 2005-2007, funded by the Ministry of Education and Sports of Croatia, project no. 0216007
2. Project leader: Circulatory effects of urolithiasis; 2008-2010, funded by the Ministry of Education and Sports of Croatia, project no. 216-0000-0216

Nastavno i suradničko osoblje Katedre / *Teaching and Associate Staff of the Department:*
Danijel Nejašmić, dipl. ing., Darijo Hrepić, prof., mr. sc. Darijo Radović, doc. dr. sc. Marija Raguž, prof. dr. sc. Davor Eterović i dr. sc. Berislav Buča

doc. dr. sc. Raguž:

1. Suradnik na projektu: Cholesterol Crystalline Domain Function in Eye Lens: EPR Spin-Labeling Studies; razdoblje 2009.- 2014., sponzor: National Institutes of Health, SAD
2. Suradnik na projektu: Lipid Domains in Lens Membranes of a Single Eye: EPR Spin-Labeling Studies; razdoblje 2015.- 2019., sponzor: National Institutes of Health, SAD

dr. sc. Buča:

1. Član skupine: Izvenravnovesna dinamika sistemov sklopljenih elektronov, J1-4244 (B), Slovenija
2. Član skupine: Dinamične lastnosti odprtih nanosistemov daleč od ravnovesja, J1-2208 (A), Slovenija
3. Član skupine: Teorija trdnih snovi in statistična fizika (program), P1-0044, Slovenija

doc. dr. sc. Kovačić:

Nacionalni projekti

1. 2012. - 2013., BICRO Program provjere inovativnog koncepta za znanstvenike i istraživače (PoC PUBLIC), „Auditorno neuroelektronsko sučelje", voditelj projekta

Međunarodni projekti:

1. 2012.- 2014.: BrainCI: Neural basis of auditory processing in young congenitally deaf subjects with cochlear implants. FP7-PEOPLE-2011-CIG-303927. Europska komisija. Dr. sc. Damir Kovačić glavni je istraživač na

Assist Prof Raguž:

1. Collaborator: Cholesterol Crystalline Domain Function in Eye Lens: EPR Spin-Labeling Studies; 2009.- 2014., funded by: National Institutes of Health, USA
2. Collaborator: Lipid Domains in Lens Membranes of a Single Eye: EPR Spin-Labeling Studies; 2015.- 2019., funded by: National Institutes of Health, USA

Buča, PhD:

1. Group member: Izvenravnovesna dinamika sistemov sklopljenih elektronov, J1-4244 (B), Slovenia
2. Group member: Dinamične lastnosti odprtih nanosistemov daleč od ravnovesja, J1-2208 (A), Slovenia
3. Group member: Teorija trdnih snovi in statistična fizika (program), P1-0044, Slovenia

Assist Prof Kovačić:

National projects:

1. 2012.- 2013., BICRO Programme for checking innovative concepts for scientists and researchers (PoC PUBLIC): Auditory neuroelectronic interface, project leader

International projects:

1. 2012.- 2014: BrainCI: Neural basis of auditory processing in young congenitally deaf subjects with cochlear implants. FP7-PEOPLE-2011-CIG-303927. European Commission. Damir Kovačić, PhD was the project leader

projektu koji za cilj ima uspostavu novoga Laboratorija za istraživanje slušanja i govora na Medicinskom fakultetu Sveučilišta u Splitu.

2. 2013.- 2015.: CortexStim: Jačanje znanstveno-poslovne suradnje u području intraoperativne neurofiziologije u Hrvatskoj, IPA-IIIC Science Innovation Investment Fund (SIIF), voditelj projekta
3. 2014.- 2016.: STRIPMED: Jačanje kapaciteta Sveučilišta u Splitu za istraživanje, razvoj i inovacije u području medicinske neuroelektronike, Strukturni fond za znanost i inovacije (RC.2.2.08), voditelj projekta
4. 2015.-2016.: EVONA: Istraživačke stipendije za profesionalni razvoj mladih istraživača i poslijedoktoranada u području medicinske neuroelektronike, voditelj projekta

Organizacija znanstvenih skupova

1. First Adriatic Symposium on Biophysical Approaches in Biomedical Studies, Split, Croatia, August 24-29, 2014. Organizatori skupa:
   - Dr. sc. Marija Raguž; Medicinski fakultet Split, Sveučilište u Splitu, Hrvatska
   - Dr. sc. Balaraman Kalyanaraman; Medical College of Wisconsin, SAD
   - Dr. sc. Tadeusz Sarna; Jagiellonian University, Poljska
2. Summer School in Medical Bionics for Hearing, School of Medicine, Split, Hrvatska, August 27-September 2016 Organizatori skupa:
   - Dr. sc. Damir Kovačić, Medicinski i Prirodoslovno-matematički fakultet Sveučilišta u Splitu, Hrvatska
   - Dr. sc. Myles Mc Laughlin, Katholiek Universiteit Leuven, Belgija

who was allocated the task of establishing the new laboratory for speech and hearing at the University of Split School of Medicine.

2. 2013.- 2015.: CortexStim: Strengthening the scientific and business cooperation in the field of intraoperative neurophysiology in Croatia, IPA-IIIC Science Innovation Investment Fund (SIIF), Damir Kovačić, PhD, project leader
3. 2014- 2016.: STRIPMED: Strengthening the capacity of the University of Split in research, development and innovation in the field of medical neuroelectronics, Structural Funds for Science and Innovation (RC.2.2.08), project leader
4. 2015- 2016.: EVONA: Research grants provided for the purpose of professional development of young researchers and postdocs in the field of medical neuroelectronics, project leader

Conferences

1. First Adriatic Symposium on Biophysical Approaches in Biomedical Studies, Split, Croatia, 24 - 29 August 2014 Organisers:
   - Marija Raguž, PhD; School of Medicine, University of Split, Croatia
   - Balaraman Kalyanaraman, PhD; Medical College of Wisconsin, USA
   - Tadeusz Sarna, PhD; Jagiellonian University, Poland
2. Summer School in Medical Bionics for Hearing, School of Medicine, Split, Croatia, 27August - September 2016 Organisers:
   - Damir Kovačić, PhD, School of Medicine and Faculty of Natural Sciences, University of Split
   - Myles Mc Laughlin, PhD, Katholiek Universiteit Leuven, Belgium

Doktorirali i magistrirali (2007.- 2016.) / *Master's and PhD theses (2007.- 2016.)*

Damir Kovačić- doktorska disertacija / *PhD thesis*, 2007., International School for Advanced Studies, Trst, Italija
Tema: Percepcija spola govornika u osoba s kohlearnim implantatom / *Topic: Voice gender perception by cochlear implantees*

Marija Raguž - doktorska disertacija / P*hD thesis*, 2010., Department of Biophysics, Medical College of Wisconsin, Milwaukee, WI, SAD
Tema: Funkcija kolesterola u leći oka / T*opic: Function of cholesterol in the eye lens*

Berislav Buča - doktorska disertacija / *PhD thesis,* 2015., Oddelek za fiziko, Fakulteta za matematiko in fiziko, Univerza v Ljubljani, Ljubljana, Slovenija
Tema: Transport, fluktuacije i simetrije u otvorenim kvantnim spinskim lancima / *Topic: Transport, fluctuations and symmetries in open quantum spin chains*

Darijo Radović - magistarski rad / *Master's thesis*, 2006. Medicinski fakultet Zagreb, Sveučilište u Zagrebu
Tema: Primjena klirensa radiofarmaka u procjeni biokemijskog pokazatelja bubrežne funkcije / *Topic: The application of*

radioindicator clearance in assessment of biochemical marker of renal function

Plan razvoja

Kadrovi

Katedra se tijekom dvaju prošlih desetljeća sporo i postupno ekipirala, u izrazitoj ovisnosti o vanjskim suradnicima. Zbog heterogenosti znanstvene usmjerenosti članova Katedre, dobne strukture i proširenja nastave na studij Farmacije, kadrovski plan Katedre uključuje zapošljavanje 2 magistra fizike tijekom sljedećih dviju godina.

Nastava

1. U tijeku je inicijativa Katedre da se predmet Medicinska fizika i biofizika uvede i studentima Farmacije.
2. Na poslijediplomskim studijima Klinička medicina utemeljena na dokazima i Klinička epidemiologija planiramo intenzivnije sudjelovanje članova Katedre.
3. Na studiju Medical Studies in English predlažemo novi izborni predmet: Physics overview.

Znanstveni rad

Znanstveni rad Katedre usmjeren je na slikovnu dijagnostiku nuklearne medicine, radioizotopnu terapiju, primijenjenu fiziologiju i temeljne aspekte kliničkoga istraživanja (Eterović), biofiziku bioloških membrana, uključujući plasma membrane fibroznih stanica iz leće oka (Raguž), audiologiju i biofiziku uha i sluha (Kovačić, Nejašmić) i kvantnu statističku fiziku (Buča). Zadatak nam je ostvariti interdisciplinarnu suradnju na znanstvenim projektima i u okviru osnivanja zajedničkih laboratorija i zavoda.

Development plan

Staff

During the past two decades, the Department has been slowly and gradually recruiting new staff, heavily dependent on external associates. Due to the heterogeneous scientific activity and age of the Department members as well as an increased teaching load resulting from the introduction of Pharmacy studies, the future plans include the employment of two MSc holders in Physics over the next two years.

Teaching

1. There is an initiative in the Department to include the Medical Physics and Biophysics courses as part of the curriculum for Pharmacy students.
2. More active involvement of Department members in the Clinical Epidemiology Studies has been planned.
3. The introduction of the new elective course "Physics overview" in the teaching program Medical Studies in English will be suggested.

Research

The Department's research activities are focused on diagnostic imaging in nuclear medicine, radioisotope therapy, applied physiology and fundamental aspects of clinical research (Eterović), biophysics of biological membranes, including fiber cell plasma membrane from the eye lens (Raguž), audiology and biophysics of the ear and hearing (Kovačić, Nejašmić) and theoretical and mathematical physics, more specifically quantum statistical physics (Buča). We hope to establish interdisciplinary collaboration in research projects and set up joint laboratories and departments.

Udžbenici, poglavlja u udžbenicima i monografije (2007.- 2016.)

Textbooks, book chapters and monographs during the period 2007- 2016

1. Subczynski WK, Raguž M, Widomska J. Studying lipid organization in biological membranes using liposomes and EPR spin labeling. U: Weissig, Volkmar. Liposomes Methods and Protocols, Volume 2: Biological Membrane Models. New York: Humana Press, Methods Mol Biol; 2010, 606:247-69.
2. Balenović A, Radović D, Divošević S. Pozitronska emisijska tomografija. U: Šamija M. Rak prostate - najvarijabilniji zloćudni tumor. Zagreb: Hrvatsko onkološko društvo, Medicinska naklada Zagreb; 2010, 98-107.
3. Anić P, Balenović A, Šamija M i sur. Klinička onkologija. U: Balenović A, Šamija M, Dobrila-Dintinjana R, Grbac-Ivanković S. PET/CT klinička primjena. HAZU, Sveučilište u Rijeci, Zaklada Onkologija, Markulin d. o. o. Zagreb; 2013.
4. Punda A. Radović D, Barić A. Uređaji i oprema u nuklearnoj medicini. U: Janković S, Mihanović F. Radiološki uređaji i oprema u radiologiji, radioterapiji i nuklearnoj medicini. Split: Sveučilište u Splitu; 2015, 262-309.

Publikacije objavljene u časopisima indeksiranima u bazi Current Contents (2007.- 2016.)

Publications in journals indexed in Current Contents database during the period 2007-2016

Potpuni popis publikacija (45) nalazi se u elektroničkom obliku.

The complete list of publications (45) is enclosed in the digital format.

KATEDRA ZA MEDICINSKU BIOLOGIJU
DEPARTMENT OF MEDICAL BIOLOGY

Prof. dr. sc. Tatijana Zemunik / Prof Tatijana Zemunik, MD, PhD
Pročelnica Katedre / Head of Department

Povijest Katedre

Prije organiziranja i pokretanja kolegija Medicinska biologija u Splitu prof. dr. sc. Karmela Milković, predstavnica Zavoda za biologiju Medicinskoga fakulteta Sveučilišta u Zagrebu, u dogovoru s koordinatorom za biologiju mr. sc. Slavkom Šobotom, kojega je imenovao Odbor Medicinskoga studija u Splitu, procijenila je postojeće uvjete. Prof. dr. sc. Karmela Milković od 1979. pa do umirovljenja 1988. godine bila je nositeljica kolegija Medicinska biologija na Medicinskom studiju u Splitu. Prve dvije godine nastava se organizirala u prostorima tadašnje Pedagoške akademije u Teslinoj ulici, od 1981. do 1988. godine u zgradi Biskupove palače, nakon toga do 2000. godine u prostorima Patološko-anatomskoga kompleksa (PAK) na Firulama te od 2000. godine do danas u zgradi temeljnih medicinskih znanosti Medicinskoga fakulteta na Križinama. U izvođenju nastave sudjelovali su svi nastavnici Medicinskoga fakulteta u Zagrebu: akademik Nikola Škreb, prof. dr. sc. Draško Šerman i današnji profesori Marijana Peruzović, Vesna Crnek-Kunstelj, Floriana Bulić-Jakuš, Maja Vlahović i Ratimir Klepac. Doc. dr. sc. Marijana Peruzović početkom akademske godine 1986./1987. prešla je na radno mjesto na Medicinskom studiju u Splitu, a nositeljica kolegija postala je 1988. godine. Cjelovita nastava biologije, prema programu Medicinskoga fakulteta u Zagrebu, izvodila se na Medicinskom studiju u Splitu od njegova osnutka. Nastava

History of the Department

Prof Karmela Milković, a representative of the Department of Biology, University of Zagreb School of Medicine, together with the coordinator for biology Slavko Sobot, MSc, appointed by the Board of Medical Studies in Split, assessed the existing conditions before running the course "Medical Biology" in Split. Prof Karmela Milković was the coordinator of the course "Medical Biology" at the Medical Studies in Split from 1979 until her retirement in 1988. During the first two years the course was organized in the premises of the former Pedagogical Faculty in Tesla Street; from 1981 to 1988 in the "Bishop's palace", then by the year 2000 at the premises of pathological-anatomical complex (PAK) Firule and, finally, since 2000 until today in the building of basic medical sciences at the School of Medicine Križine. All teachers from the Department of Biology, University of Zagreb School of Medicine, were involved in the teaching process in Split: Academician Nikola Škreb, Prof Draško Šerman and today's Professors Marijana Peruzović, Vesna Crnek-Kunstelj, Floriana Bulić-Jakuš, Maja Vlahović and Ratimir Klepac. Prof Marijana Peruzovic accepted the position at the Medical Studies in Split at the beginning of the academic year 1986/1987 and became a course coordinator in 1988. The complete curriculum in biology at the Medical Studies in Split was designed according to the curriculum of the University of Zagreb School

je u početku izvođena u turnusima, a od ak. god. 1991./1992. nastava se počela provoditi kontinuirano. Tijekom ratnih godina nastava se uglavnom odvijala u punoj satnici, iako su postojali rezervni programi skraćene satnice. U to vrijeme prodekan za Medicinski studij u Splitu bio je prof. Matko Marušić, koji je osiguravao jaku vezu između Zagreba i Splita. Ubrzo se pokazala potreba da se za izvođenje nastave pretkliničkih predmeta zaposle po dva nastavnika, stoga je 1992. godine Tatijana Zemunik, dr. med., izabrana u zvanje stručne suradnice.

Od 1986. godine, kada je prof. Marijana Peruzović postala stalna nastavnica Medicinskoga studija u Splitu i kada je biologiji dodijeljen prostor u zgradi PAK-a na Firulama, započela je organizacija znanstvenoistraživačkoga rada. Uredio se i opremio Laboratorij za biologiju i jedinica za uzgoj laboratorijskih životinja. Organizaciju prostora osmislile su prof. dr. sc. Marijana Peruzović i zdravstvena tehničarka Jolanda Kunjašić, koja je 1985. zaposlena na Medicinskom studiju u Splitu. Prva oprema potrebna u znanstvenoistraživačkom radu prebačena je s Katedre za biologiju u Zagrebu. Dio opreme osiguran je iz sredstava znanstvenoistraživačkoga projekta prof. dr. sc. Karmele Milković. Zavod za biologiju Medicinskoga fakulteta u Zagrebu osigurao je i dopremanje štakora čistoga soja Fischer kada su u Splitu osigurani uvjeti za uzgoj i rad s pokusnim životinjama. Tako je oformljena prva organizirana jedinica za uzgoj i pokuse na eksperimentalnim životinjama u Dalmaciji. Nekoliko katedara koristilo se štalom i laboratorijem u nastavi i znanstvenoistraživačkom radu: katedre za patofiziologiju, histologiju i embriologiju, biokemiju, farmakologiju, mikrobiologiju te djelatnici KB-a Split. S vremenom su cjeloviti pokusi provedeni u Splitu i publicirani prvi znanstveni radovi Medicinskoga studija u Splitu.

Prof. dr. sc. Srđan Boschi, voditelj Medicinskoga studija u Splitu, i prof. dr. sc. Milan Škrbić, član Uprave Medicinskoga fakulteta u Zagrebu, pružali su nam punu podršku u radu tijekom Domovinskoga rata. Tadašnji tajnik Medicinskoga studija u Splitu, gospodin Petar Markoš, prof., bio nam je također od velike pomoći, posebno u prijevozu opreme i laboratorijskih životinja iz Zagreba prema Splitu. Zbog prometne izoliranosti Splita tijekom Domovinskoga rata najveći problem bila je opskrba hranom za životinje. Veliki napor, jedinstvo i domišljatost svih zaposlenika, uz iznimnu potporu Fakulteta u Zagrebu, rezultirali su neprekidnim radom i funkcioniranjem štale i laboratorija u Splitu tijekom Domovinskoga rata. Osamostaljenjem Medicinskoga fakulteta u

of Medicine. The teaching was initially performed in session blocks, and from 1991/92 courses have been delivered continuously. During the war teaching mainly took place in the full-time timetable even though there were spare programmes organized through a part-time schedule. At that time the Vice-Dean at Medical Study Split was Prof Matko Marušić who maintained a strong link between Zagreb and Split. Soon after that, there was a need to employ two teachers for each preclinical course. Tatijana Zemunik, MD, was elected to the position of Expert Associate for biology in 1992.

Scientific research started when Prof Marijana Peruzović became a full-time teacher of Medical Studies in Split and when courses in biology started to be taught at premises on PAK, Firule. At the same time, the Laboratory for Biology and Unit for Laboratory Animal Breeding were equipped. Prof Marijana Peruzović and Jolanda Kunjašić, a medical technician, employed at the Medical Studies in Split in 1985, designed the Laboratory and the Unit. The first equipment, necessary for scientific research, was transferred from the Department of Biology in Zagreb. Part of the equipment was provided from the funds available for the scientific research project led by Prof Karmela Milković. The Department of Biology from the University of Zagreb School of Medicine delivered pure Fischer rat models to Split as soon as conditions for growing and working with experimental animals were fulfilled. It was the first Unit organized for breeding and performing tests on experimental animals in Dalmatia. Several Departments used the Unit and Laboratory for their teaching and scientific work: Departments of Pathophysiology, Histology and Embryology, Biochemistry, Pharmacology, Microbiology as well as employees of the University Hospital of Split. In the course of time comprehensive experiments were conducted in Split, and the first manuscripts by researchers from the Medical Studies in Split were published.

Prof Srđan Boschi, Director of Medical Studies in Split and Prof Milan Skrbić, Board Member of the School of Medicine in Zagreb, offered full support for our work during the war. Peter Markoš, BA, secretary of Medical Studies in Split, also provided great help especially in the transport of equipment and laboratory animals from Zagreb to Split. Due to the traffic isolation of Split during the war, the biggest problem was the supply of food for animals. Great efforts, unity and ingenuity of all employees, together with the exceptional support of the School of Medicine in Zagreb resulted in continuous functioning of the Unit and Laboratory in Split during the war. In 1997, when the School of Medicine in Split became

Nastavno i suradničko osoblje Katedre / *Teaching and Associate Staff of the Department:*
Luka Brčić, mag. math., Jolanda Kunjašić, Ivana Gunjača, dipl. ing. mol. biol., Antonela Boljat, mag.math., prof. dr. sc. Tatijana Zemunik, dr. sc. Marijana Popović, dipl. ing., izv. prof. Vesna Boraska Perica i Dean Kaličanin, mag. biol. i ekol. mora

Splitu 1997. godine formirana je i Katedra za biologiju koja je imala jednoga redovitog profesora i jednoga asistenta.

Kada se 2000. godine Katedra preselila u nove prostore u zgradu temeljnih medicinskih znanosti Medicinskoga fakulteta na Križinama, formirana je sveučilišna nastamba za životinje, koja je u početku bila smještena u prostorima Pomorskoga instituta na Križinama, a od 2012. godine premještena je u novu zgradu Medicinskoga fakulteta na Križinama. Prelaskom u nove prostore počeli smo pomalo mijenjati područje istraživanja prema humanoj genetici. Laboratorij za biologiju opremili smo osnovnom opremom za genetička istraživanja sredstvima projekata prof. Tatijane Zemunik. Od 2002. godine na Katedri se zapošljava Vesna Boraska, dipl. ing. biologije, najprije u svojstvu znanstvene novakinje na projektu prof. Zemunik, a poslije i kao članica Katedre. Od umirovljenja prof. Marijane Peruzović 2009. godine na Katedru se zapošljava prof. dr. sc. Igor Rudan na 25 % radnoga vremena. Naša dotadašnja suradnja i čvršći kontakt ostvaren njegovim zaposlenjem daje poseban znanstveni uzlet Katedri. Na Fakultetu je pokrenut projekt „10.001 Dalmatinac" čije resurse i danas crpimo u znanstvene svrhe. Suradnja s prof. Rudanom na projektima i programima osigurala nam je sredstva kojima smo nabavili najmoderniju opremu za molekularne analize i pohranu bioloških uzoraka. Prof. Rudan zbog svojih primarnih poslova u Edinburgu 2011. godine napušta Medicinski fakultet, a na njegovo se mjesto zapošljava doc. dr. sc. Maja Barbalić. Katedra je u to vrijeme imala jednoga izvanrednoga profesora i dvoje docenata.

independent, the Department of Biology, including at that time one Professor and one Assistant, was established.

In 2000, when the Department of Biology was moved to the new building of basic medical sciences on the location Križine, the University Unit for Laboratory Animals was established and initially located in the premises of the Maritime Institute. It was moved to a new building of the School of Medicine in Križine in 2012. After moving to new premises, we started to change the area of our research interest to human genetics. The Laboratory of Biology was equipped with the basic equipment for genetic research funded by projects led by Prof Zemunik. In 2002 Vesna Boraska, graduate engineer of biology was employed at the Department, first as a research assistant on the project led by Prof Zemunik and later as a member of the Department. After 2009, when Prof Marijana Peruzović was retired, Prof Igor Rudan was employed at the Department at 25% of full working time. Our previous cooperation and a closer contact following his employment, made a significant scientific contribution to the Department. The project "10.001 Dalmatians" was initiated at the School of Medicine in Split and its resources are still used for scientific purposes. The cooperation with Prof Rudan on projects and programmes made it possible to obtain modern equipment for molecular analysis and storage of biological samples. Prof Rudan left the School of Medicine in 2011 because of his professional obligations in Edinburgh, and Prof Maja Barbalić was employed at the Department. At that time we had one Associate and two Assistant Professors

Medicinski fakultet kontinuirano je širio broj studija na kojima se izvodila nastava, uz Medicinu pokrenuta je Dentalna medicina, zdravstveni studiji, Farmacija i konačno Medicina na engleskom jeziku. Potrebe za mlađim kadrom rasle su. Konačno 2014. godine prof. Dragan Ljutić, tadašnji dekan Medicinskoga fakulteta u Splitu, odobrava primanje asistenata za potrebe pretkliničkih katedara koji će se financirati iz vlastitih sredstava. Tada se na našu Katedru zapošljava Ivana Gunjača, dipl. ing. mol. biol., a godinu dana nakon nje i Nikolina Vidan, dipl. ing. mol. biol. Na taj način Katedra je imala dovoljan broj nastavih i suradničkih zvanja kojima je osigurano kvalitetno održavanje nastave na svim predmetima.

at the Department. The School of Medicine was continually expanding the number of studies: Medicine, Dental Medicine, Health Studies, Pharmacy, and, finally, Medical Studies in English. The need for younger staff grew. Finally, in 2014, Prof Ljutić, Dean of the School of Medicine in Split, approved the employment of assistants for preclinical departments that would be financed from the School's own resources. As a result, we employed Ivana Gunjača, graduate engineer of biology, and a year later Nikolina Vidan, MSc. In that way the Department obtained a sufficient number of teaching and associate positions, which ensured high-quality teaching in all classes.

Prostorni i radni uvjeti

Katedra za medicinsku biologiju smještana je u zgradi temeljnih medicinskih znanosti Medicinskoga fakulteta na Križinama, gdje se odvija nastavni i znanstvenoistraživački rad. Katedra trenutno ima tri sobe za nastavnike i suradnike i Laboratorij za biologiju. Laboratorij je opremljen modernom opremom za molekularne analize i pohranu bioloških uzoraka.

U Tablici 1. prikazani su podaci postizanja znanstvenih stupnjeva i izbora u zvanja svih nastavnika Katedre za medicinsku biologiju od njihova dolaska na studij Medicine ili Medicinski fakultet u Splitu pa do današnjih dana.

Space and working conditions

The Department of Medical Biology is situated in the Basic Science Building of the School of Medicine at Križine location, where teaching and scientific research take place. The Department currently has three offices for teachers and associates and a Laboratory for Biology. The laboratory is equipped with modern equipment for molecular analysis and storage of biological samples.

Table 1 shows the data on teachers' promotions and achievements at the Department of Medical Biology up to the present day.

Tablica. 1. Nastavnici Katedre za medicinsku biologiju od 1986. godine do danas
Table 1. *Teachers at the Department of Medical Biology from 1986 until today*

Nastavnik / *Teacher*	Znanstveni stupnjevi i izbor u znanstveno-nastavno zvanje / *Academic degree and academic promotions*						
	zaposlena *employed*	mr. sc. / *MSc*	dr. sc. / *PhD*	doc. / *Assist Prof*	izv. prof. *Assoc Prof*	red. prof. *Full Prof*	trajno *Tenured Full Prof*
Marijana Peruzović	1986.	1979.	1980.	1985.	1989.	1999.	2005.
Tatijana Zemunik	1992.	1994.	1997.	1999.	2005.	2010.	2016.
Vesna Boraska Perica	2002.	/	2008.	2010.	2015.		
Maja Barbalić	2012.	2004.	2007.	2012.			

Na Katedri je kao znanstveni novak kraće vrijeme radio Siniša Ivelja, dr. med., 2001. – 2002. godine, a zatim je otišao u SAD. Marina Pehlić, dr. med., bila je također znanstvena novakinja na Katedri od 2008. do 2012. Ivana Gunjača, dipl. ing. mol. biol., zaposlena je na Katedri od 2014. godine kao asistentica. Odslušala je i položila sve ispite doktorskoga studija Biofizika te trenutno priprema doktorsku disertaciju pod mentorstvom doc. dr. sc. Maje Barbalić. Godine 2015. Katedra je dobila još jednu asistenticu, Nikolinu Vidan, dipl.

The research assistant Siniša Ivelja, MD worked at the Department from 2001-2002 and then went to the USA. Marina Pehlić, MD was also a research assistant at the Department from 2008 to 2012. Ivana Gunjača, graduate engineer of biology, has been working at the Department as an assistant since 2014. She passed all exams of the doctoral study programme "Biophysics" and is currently preparing the doctoral thesis under the supervision of Maja Barbalić. In 2015, the Department employed another assistant, Nikolina Vidan,

Nastavno i suradničko osoblje Katedre / *Teaching and Associate Staff of the Department:*
Antonela Boljat, mag.math., izv. prof. Vesna Boraska Perica, Ivana Gunjača, dipl. ing. mol. biol., dr. sc., Marijana Popović
Dean Kaličanin, mag. biol. i ekol. mora, Jolanda Kunjašić, Luka Brčić, mag. math., prof. dr. sc. Tatijana Zemunik i doc. dr. sc. Maja Barbalić

ing. mol. biol., koja je nedavno otišla na Institut Ruđer Bošković u Zagrebu.

Nastavna djelatnost

- Katedra sudjeluje u izvođenu nastave sljedećih kolegija na dodiplomskim i integriranim studijima:
- Medicinska biologija – studij Medicine, Sveučilište u Splitu, Medicinski fakultet, voditeljica prof. Zemunik
- Medicinska biologija – studij Dentalne medicine, Sveučilište u Splitu, Medicinski fakultet, voditeljica prof. Boraska Perica;
- Biologija biljaka i životinja – studij Farmacije, Sveučilište u Splitu, Medicinski fakultet, voditeljica prof. Boraska Perica;
- Medical biology – Medical Study in English, Sveučilište u Splitu, Medicinski fakultet, voditeljica prof. Zemunik;
- Genetika šećerne bolesti tip 1 – studij Medicine, Sveučilište u Splitu, Medicinski fakultet, voditeljica prof. Zemunik;
- Biologija – Sveučilišni odjel zdravstvenih studija, svi smjerovi, Sveučilište u Splitu, voditeljica prof. Zemunik;
- Stanična biologija i osnove genetike – Sveučilišni odjel zdravstvenih studija, smjer laboratorijski tehničari, Sveučilište u Splitu;

MSc who has recently moved to the Ruder Bošković Institute in Zagreb.

Teaching activities

- The Department participates in teaching the following courses at the level of undergraduate and integrated study programmes:
- Medical Biology – Medicine, University of Split School of Medicine, Course Coordinator, Prof Zemunik, PhD
- Medical Biology – Dental Medicine, University of Split School of Medicine, Course Coordinator, Assoc Prof Boraska Perica, PhD
- Biology of Plants and Animals - Pharmacy, University of Split School of Medicine, Course Coordinator, Assoc Prof Boraska Perica, PhD
- Medical Biology – Medical Studies in English, University of Split School of Medicine, Course Coordinator, Prof Zemunik, PhD
- Genetics of Type 1 Diabetes Mellitus - Medicine, University of Split School of Medicine, Course Coordinator, Prof Zemunik, PhD

- Uvod u molekularnu biologiju, Sveučilište u Splitu, Kemijsko-tehnološki fakultet, voditelj prof. Politeo.

Katedra sudjeluje u izvođenju nastave sljedećih kolegija na doktorskim studijima:

- Citogenetika tumora – doktorski studij Biologija tumora, Sveučilište u Splitu, Medicinski fakultet, voditeljica prof. dr. sc. Zemunik;
- Statistička genetika i genomske baze podataka – doktorski studij Translacijska istraživanja u biomedicini (TRIBE program), Sveučilište u Splitu, Medicinski fakultet, voditeljica izv. prof. dr. sc. Boraska Perica;
- Genetičke osnove kompleksnih bolesti – doktorski studij Translacijska istraživanja u biomedicini (TRIBE program), Sveučilište u Splitu, Medicinski fakultet, voditeljica prof. dr. sc. Zemunik;
- Varijacije u genomu: doprinos nastanku kompleksnih bolesti – doktorski studij Biomedicina i zdravlje, Sveučilište u Mostaru, Medicinski fakultet, voditeljica prof. dr. sc. Zemunik.

Cjelokupni nastavni rad na Medicinskom fakultetu u Splitu izvodi se u suvremeno opremljenim predavaonicama, seminarskim dvoranama, informatičkoj učionici i dvorani za mikroskopiranje, a od 2005. godine provodi se u turnusima.

Nastavno i suradničko osoblje

Nastavnici i suradnici Katedre za medicinsku biologiju održavaju svu nastavu uz manju suradnju nastavnika s Katedre za pedijatriju i Katedre za javno zdravstvo. Posebno treba istaknuti savjestan rad naše dugogodišnje tehničarke gđe Jolande Kunjašić, koja se odgovorno brine za pripremu i provođenje praktične nastave i znanstvenoistraživačkoga rada.

Nastavno i suradničko osoblje Katedre čine:

- dr. sc. Tatijana Zemunik, redovita profesorica u trajnom zvanju, pročelnica Katedre;
- dr. sc. Vesna Boraska Perica, izvanredna profesorica, zamjenica pročelnice Katedre;
- dr. sc. Maja Barbalić, docentica;
- Ivana Gunjača, dipl. ing. biol., asistentica, tajnica Katedre.

- Biology - University Department of Health Studies, all study programmes, University of Split, Course Coordinator, Prof Zemunik, PhD
- Cell Biology and Fundamental Genetics - University Department of Health Sciences, study programme-laboratory technicians, University of Split, Course Coordinator, Prof Zemunik, PhD
- Introduction to Molecular Biology, University of Split, Faculty of Chemical Technology, Course Coordinator, Prof Politeo, PhD

The Department participates in teaching the following courses at the level of doctoral study programme:

- Cytogenetics of the Tumour – Doctoral study programme 'Tumor Biology ", University of Split School of Medicine, Course Coordinator, Prof Zemunik, PhD
- The Statistical Genetics and Genomic Databases – Doctoral study programme "Translational Research in Biomedicine (TRIBE programme)", University of Split School of Medicine, Course Coordinator, Assoc Prof Boraska Perica, PhD
- The Genetic Basis of Complex Diseases – Doctoral study programme "Translational Research in Biomedicine (TRIBE programme)", University of Split School of Medicine, Course Coordinator, Prof Zemunik, PhD
- The Variations in the Genome: the Contribution to the Formation of Complex Diseases - Doctoral study programme "Biomedicine and Health", University of Mostar, Faculty of Medicine, Course Coordinator, Prof Zemunik, PhD

The entire teaching process at the School of Medicine in Split is performed in modern lecture halls, seminar halls, computer classrooms and the microscopic room. Since 2005, the teaching process has been carried out in block sessions.

Teachers and associates

Teachers and collaborators from the Department of Medical Biology teach all the courses with only minor assistance provided by teachers from the Department of Paediatrics and Department of Public Health. The importance of conscientious work of our technician, Mrs. Jolanda Kunjašić, who is responsible for taking care of the preparation of practical training and scientific research, should also be emphasized.

Teachers and associates at the Department:

- Prof Tatijana Zemunik, PhD, Tenured Full Professor, Head of the Department
- Assoc Prof Vesna Boraska Perica, PhD, Deputy Head
- Assist Prof Maja Barbalić, PhD
- Ivana Gunjača, BSc, Assistant, Secretary of the Department

Prethodni voditelji nastave

Prvi voditelj kolegija Medicinska biologija od osnivanja Studija u Splitu do 1988. godine bila je prof. dr. sc. Karmela Milković. Osamostaljenjem Medicinskoga fakulteta u Splitu kolegij mijenja naziv u Biologija čovjeka, a 2005. godine ponovno mu se vraća naziv Medicinska biologija. Voditeljica kolegija od 1988. godine bila je prof. dr. sc. Marijana Peruzović sve do njezina umirovljenja 2009. godine. Prof. Peruzović vodila je i izborni predmet Fertilitet i spolno ponašanje te u poslijediplomskoj nastavi kolegij Mozak i hormoni. Prof. Zemunik je nakon uvođenja Bolonjskoga procesa bila voditeljica još dvaju izbornih kolegija: Genetička osnova razvoja i Kako nastaju tumori. Od 2003. do 2005. godine prof. Zemunik vodila je i predmet Molekularna biologija u medicini za stručni studij Sestrinstva.

Stručna i znanstvena djelatnost

Članovi Katedre za medicinsku biologiju dali su značajan znanstveni doprinos u području endokrinologije i neurobiologije ponašanja na štakorskom modelu. Nadalje, dan je doprinos u području onkologije-hematologije istraživanjem prognostičkih faktora non-Hodgkin limfoma niskog stupnja malignosti na području Dalmacije. Prelaskom u nove prostore i opremanjem Laboratorija za biologiju ostvareni su uvjeti za provođenje genetskih istraživanja na Katedri. Od 2000. godine Katedra se bavi genetikom šećerne bolesti tipa 1 i drugih složenih bolesti primjenjujući kandidatne genetske studije. Educiranjem članova Katedre u području statističke genetike i suradnjom s prof. dr. sc. Igorom Rudanom znanstveni rad Katedre usmjerava se prema populacijskoj genetici i cjelogenomskim studijama. Trenutno se na Katedri provode dva projekta koja primjenom cjelogenomskih analiza žele definirate genske varijante uključene u regulaciju funkcije štitne i doštitne žlijezde i njihovih patoloških stanja.

Članovi Katedre za medicinsku biologiju vodili su do sada ukupno deset domaćih ili međunarodnih projekata, a bili su suradnici na još trima.

Previous Course Coordinators

The first Coordinator of the course "Medical Biology" at the established Medical Study in Split was Prof Karmela Milković, PhD. After the School of Medicine became independent, the course was renamed to "Human Biology", and in 2005, the name was again changed to "Medical Biology". Prof Marijana Perizović, PhD was the course Coordinator from 1988 until her retirement in 2009. Prof Peruzović, PhD was also the Coordinator of the elective course "Fertility and Sexual Behaviour" as well as of the course "The Brain and Hormones" at the postgraduate study level. After the introduction of the Bologna process, Prof Zemunik, PhD was the Coordinator of two elective courses "The Genetic Basis of Development" and "How do Tumours Develop". From 2003 to 2005, Prof Zemunik, PhD was the Coordinator of the course "Molecular Biology in Medicine" taught within the professional study programme in Nursing.

Professional and scientific activities

The members of the Department of Medical Biology gave a significant scientific contribution in the field of endocrinology and neurobiology of behaviour in a rat model. Furthermore, we contributed to the field of oncology-haematology in the research of prognostic factors in low-grade non-Hodgkin lymphoma in Dalmatia. After the Department had been relocated to the Basic Science Building, Križine, and the Laboratory equipped, conditions for conducting genetic research at the Department were fulfilled. Since 2000, the Department has taken interest in genetics of type 1 diabetes and other complex diseases, whereby undertaking candidate gene studies. Collaboration with Prof Rudan, PhD and provision of training in the field of statistical genetics for some Department members, initiated scientific interest of the Department in population genetics and genome - wide studies. Currently, the Department is conducting two projects with the aim to define genetic variants involved in thyroid and parathyroid regulation and function in the normal and pathological conditions by performing genome wide analysis.

Members of the Department of Medical Biology have so far been principal investigators or collaborators in ten domestic and international projects.

Znanstveni i stručni projekti

1. Genetska epidemiologija šećerne bolesti Tip 1 u populaciji Hrvatske, 2007. – 2013., voditeljica Tatijana Zemunik, suradnica Vesna Boraska Perica. Projekt je bio dio programa Hrvatska biobanka – resursi za istraživanje odrednica zdravlja i bolesti u populaciji, kojem je voditelj bio Igor Rudan.
2. British Scholarship Trust (BST) projekt za doktorsko istraživanje na Wellcome Trust Centru za humanu genetiku Sveučilišta u Oxfordu, 2007., voditeljica Vesna Boraska Perica.
3. Analysis and interpretation of large-scale association studies: application to the 10,001 Dalmatians dana, NZZ projekt za poslijedoktorsko usavršavanje na Wellcome Trust Sanger Institutu, Cambridge, UK, 2009./2010., voditeljica Vesna Boraska Perica.
4. Gaining Experience grant 2A" za poslijedoktorsko istraživanje "Establishing novel genetic loci for eating disorder-related traits, brachial circumference and sex, UKF projekt za poslijedoktorsko usavršavanje na Wellcome Trust Sanger Institutu, Cambridge, UK, 2011., voditeljica Vesna Boraska Perica.
5. Otkrivanje novih genskih lokusa uključenih u regulaciju funkcije štitne i doštitne žlijezde, HRZZ istraživački projekt, 2014. do danas, voditeljica Tatijana Zemunik, suradnica Maja Barbalić.
6. Cjelogenomska analiza povezanosti Hashimotovog tiroiditisa, HRZZ uspostavni projekt, 2014. do danas, voditeljica Vesna Boraska Perica, suradnice Tatijana Zemunik, Maja Barbalić, Ivana Gunjača.

Projekti na kojima su članovi Katedre bili suradnici:

1. Patobiokemija glikosfingolipidnih antigena, 2007. – 2013., voditeljica prof. dr. sc. Anita Markotić, suradnica prof. dr. sc. Tatijana Zemunik.

Scientific and professional projects

1. Genetic epidemiology of type 1 diabetes in Croatian population. 2007-2013, project leader, Tatijana Zemunik; collaborator Vesna Boraska Perica. The project was part of the programme "Croatian Biobank - resources for research determinants of health and disease in the population", led by Igor Rudan
2. British Scholarship Trust (BST) project for support of doctoral investigation on Wellcome Trust Center for human genetic University of Oxford, 2007, project leader, Vesna Boraska Perica
3. Analysis and interpretation of large-scale association studies: application to the 10,001 Dalmatians, NZZ project, postdoctoral fellowship on Welcome Trust Sanger Institute, Cambridge, UK, 2009/2010, project leader, Vesna Boraska Perica
4. Gaining Experience grant 2A. Establishing novel genetic loci for eating disorder-related traits, brachial circumference and sex. UKF project, postdoctoral fellowship on Welcome Trust Sanger Institute, Cambridge, UK, 2011, project leader, Vesna Boraska Perica.
5. Identification of new genetic loci associated with thyroid and parathyroid function. HRZZ investigated project, 2014 until today, project leader, Tatijana Zemunik; collaborator Maja Barbalić
6. Genome wide analysis of Hashimoto thyroiditis. Initiating HRZZ project, 2014 until today, project leader, Vesna Boraska Perica; collaborators Tatijana Zemunik and Maja Barbalić

Projects in which the members of the Department were collaborators:

1. Pathobiochemistry of glycosphingolipid antigens. 2007-2013, project leader, Anita Markotić; collaborator Tatijana Zemunik

Doktorirali i magistrirali / *PhD and Master's theses at the Department of Medical Biology*

1. Barbalić M. Polimorfizmi kandidatskih gena za hipertenziju u izoliranoj populaciji - primjer stanovništva otoka Visa / *Genetic basis of hypertension studied in isolated population - example of the island Vis population*. Doktorska disertacija / *PhD thesis.* Zagreb: Prirodoslovno-matematički fakultet, Sveučilište u Zagrebu, 2007., mentorica Nina Smolej Narančić
2. Boraska V. Nasljeđivanje polimorfnih biljega gena za receptor vitamina D, čimbenik tumorske nekroze i limfotoksin alfa u obiteljima oboljelih od šećerne bolesti tipa 1 / *Inheritance of polymorphic markers of vitamin D receptor gene, tumor necrosis factor and lymphotoxin alpha gene in families with type 1diabetes*. Doktorska disertacija / *PhD thesis*. Zagreb: Prirodoslovno-matematički fakultet, Sveučilište u Zagrebu, 2008., mentorica Tatijana Zemunik.

Plan razvoja

Katedra za medicinsku biologiju ima tri nastavnice izabrane u znanstveno-nastavna zvanja i jednu asistenticu. Plan je dobiti zamjenu za asistenticu koja je nedavno otišla s naše Katedre, na taj bi način broj nastavnih i suradničkih zvanja na Katedri bio dovoljan za trenutna nastavna opterećenja. U nastavi ćemo kao i do sada pratiti novosti u području molekularne biologije i u tom smjeru obogaćivati nastavne sadržaje. Također će se zadržati kontinuitet u prijevodima novih izdanja knjiga koja su obvezna literatura za studente te pisanju novih udžbenika i nastavnih tekstova.

U znanstvenom radu svi članovi Katedre uključeni su u realizaciju dvaju projekata HRZZ-a koji se bave definiranjem genskih lokusa uključenih u regulaciju funkcije štitne i doštitne žlijezde i onih koji se povezuju s patološkim stanjima štitne žlijezde, posebice Hashimotova tiroiditisa, vrlo česte bolesti štitnjače. Projekti su rezultat višegodišnje suradnje prof. Zemunik sa Zavodom za nuklearnu medicinu. Projekti zapošljavaju dva doktoranda (Antonela Boljat i Luka Brčić), diplomirane inženjere matematike, koji su osposobljeni za cjelogenomske analize, analize interakcije gen – okolišni čimbenici i međusobne interakcije okolišnih čimbenika. Plan je u sljedećih nekoliko godina što detaljnije istražiti gensku/negensku regulaciju funkcije zdrave štitne i doštitne žlijezde i njihovih patoloških stanja. Rezultati projekta osigurat će nekoliko doktorskih disertacija i vrijednih znanstvenih radova.

Development plan

The Department of Medical Biology has three teachers in academic positions and one assistant. The plan is to get a substitute for the assistant who has recently left our Department, in which case the number of teaching and associate positions at the Department will be sufficient to meet the current needs. In teaching, we will keep up with advancements in the field of molecular biology and implement new teaching approaches. We will also maintain the continuity of translating new book editions as well as of writing new textbooks and teaching materials.

All members of the Department are involved in completion of two HRZZ projects dealing with the definition of genetic loci involved in regulation of the thyroid and parathyroid function as well as those associated with pathological conditions of the thyroid gland, particularly Hashimoto's thyroiditis, a common thyroid disease. The projects are the result of a long lasting cooperation between Prof Zemunik, PhD and the Department of Nuclear Medicine. Two doctoral students (Antonela Boljat and Luka Brčić), graduate engineers of mathematics, are employed on the projects. They are trained to perform genome - wide analysis, analysis of the interaction between genes and environmental factors as well as interaction among environmental factors themselves. The plan is to investigate genetic and non genetic regulation of thyroid and parathyroid function as well as their pathological conditions in the next few years. The projects will result in several doctoral dissertations and valuable scientific papers.

Udžbenici, poglavlja u udžbenicima i monografije (2007. – 2016.)

Textbooks, book chapters and monographs during the period 2007 – 2016

1. Peruzović M, Zemunik T. Medicinska biologija, Priručnik za mikroskopske vježbe. Katedra za medicinsku biologiju. Split: Redak; 2010. (udžbenik)
2. Zemunik T, Bioenergetika i metabolizam. U: Cooper GM, Hausman RE. Stanica – Molekularni pristup, peto izdanje, (hrvatsko izdanje). Zagreb: Medicinska naklada; 2010, 433-72. (udžbenik)
3. Zemunik T. Stanična i molekularna osnova nasljeđa. U: Turpenny P, Ellard S. Emeryjeve osnove medicinske genetike. 14. izdanje (hrvatsko izdanje). Zagreb: Medicinska naklada; 2011, 13-29. (udžbenik)
4. Zemunik T i Boraska V. Genetics of Type 1 Diabetes. U: Wagner D. Type 1 Diabetes – Pathogenesis, Genetics and Immunotherapy. Intech Open Access Publisher; 2011, 529-49.

Publikacije objavljene u časopisima indeksiranima u bazi Current Contents

Publications in journals indexed in Current Contents

Prof. dr. sc. Tatijana Zemunik objavila je od 1997. do danas 68 radova indeksiranih u CC-u, izv. prof. dr. sc. Vesna Boraska Perica 28 radova, a doc. dr. sc. Maja Barbalić 70 radova.

Potrebno je izdvojiti dva znanstvena rada koja su nagrađena najboljim znanstvenim radovima na Medicinskom fakultetu u Splitu u akademskoj godini 2004./2005. i 2013./2014.

1. Zemunik T, Škrabić V, Boraska V, Diklić D, Marinović Terzić I, Čapkun V i sur. FokI polymorphism, vitamin D receptor and Interleukin I receptor haplotypes are associated with Type 1 diabetes in the Dalmatian population. J Mol Diagn 2005;7:600-4.
2. Boraska V, Franklin CS, Floyd JA, Thornton LM, Huckins LM, Southam L i sur. A genome-wide association study of anorexia nervosa. Mol Psychiatry 2014;19:1085-94.

Publikacije objavljene u časopisima indeksiranima u bazi Current Contents (2007. – 2016.)

Publications in journals indexed in Current Contents database during the period 2007-2016

Potpuni popis publikacija (74) nalazi se u elektroničkom obliku.

The complete list of publications (74) is enclosed in the digital format.

Literatura / *References*

1. Medicinski fakultet: 1997. – 2007.: monografija povodom desete obljetnice samostalnosti. Janković S, Boban M. Split: Medicinski fakultet Sveučilišta, 2007.

KATEDRA ZA PSIHOLOŠKU MEDICINU
DEPARTMENT OF PSYCHOLOGICAL MEDICINE

Izv. prof. dr. sc. Dolores Britvić / Assoc Prof Dolores Britvić, MD, PhD
Pročelnica Katedre / Head of Department

Povijest Katedre

Katedra za psihološku medicinu osnovana je 2002. na čelu s prof. dr. sc. Ivanom Urlićem. Tada se u nastavu Medicinskoga fakulteta u Splitu uvodi i kolegij Psihološke medicine, koji se do tada u ponešto izmijenjenom obliku održavao u okviru kolegija "Gospodin Horvat ide liječniku". Katedra je proširena primanjem dr. Varje Đogaš, uz dotadašnje članove katedre dr. Urlića i prof. psihologije Slavicu Kozinu Jurčević, a u nastavi su sudjelovale i suradnice dr. Mirela Vlastelica, dr. Dolores Britvić i dr. Vesna Traljić. Od 2010. nastava psihološke medicine, koja se do tada odvijala na prvoj godini studija, prebacuje se na treću i četvrtu godinu te se obavlja u okviru kolegija Psihološka medicina 1 i 2.

Prostorni i radni uvjeti

Prostori Katedre za psihološku medicinu nalaze se na četvrtom katu zgrade A Medicinskoga fakulteta. Nastava se održava u prostorijama Fakulteta i u prostorijama Klinike za psihijatriju KBC-a Split (Regionalni centar za psihotraumu i zavodi Klinike na lokalitetu Firule).

History of the Department

The Department of Psychological Medicine was founded in 2002 by Professor Ivan Urlić who was appointed the Head of the Department. At that time, the course in Psychological Medicine was introduced in Split, which, by that time, had been delivered in a slightly modified version within the course "Mr. Horvat is going to the Doctor". Varja Đogaš, MD joined the Department that had already had two members, Prof Urlić, MD, PhD and psychologist Slavica Kozina Jurčević. Besides them, the lecturers, Mirela Vlastelica, MD, PhD, Dolores Britvić, MD, PhD and Vesna Traljić, MD, PhD were also involved in the teaching process. Since 2010, Psychological Medicine classes were moved from the first year to the third and fourth year of study as part of the Psychological Medicine course 1 and 2.

Space and working conditions

The premises of the Department of Psychological Medicine are located on the fourth floor of the School of Medicine building. Classes are held both at the School of Medicine and Psychiatry Clinic of the University Hospital of Split (Regional Centre for Psychotrauma and Hospital Institutes in the Firule area).

Nastavna djelatnost

Nastavna djelatnost Katedre obavlja se na dodiplomskoj nastavi u okviru studija Medicine, studija Dentalne medicine i Sveučilišnoga odjela zdravstvenih studija. Tako se na dodiplomskom studiju Medicine izvodi nastava na kolegijima: Psihološka medicina 1 i 2, na studiju Dentalne medicine Psihološka medicina, na studiju Medicine na engleskom jeziku Psychological medicine 1 i 2 te na Sveučilišnom odjelu zdravstvenih studija, za dodiplomske studije Komunikacijske vještine i Zdravstvena psihologija, a na diplomskim studijima Komunikacija i kliničke procjene. Proteklih desetak godina također su se izvodili brojni izborni kolegiji: Komunikacijske vještine i PTSP na Medicini a na Sveučilišnom odjelu zdravstvenih studija Njega psihijatrijskih bolesnika zasnovana na dokazima, Psihologija boli te Biologijske osnove ponašanja.

Nastavnici su sudjelovali u izvođenju nastave u Visokoj zdravstvenoj školi Sveučilišta u Mostaru te dodiplomskom studiju psihologije Odsjeka za psihologiju Filozofskoga fakulteta u Zadru, Sveučilišta u Zadru (prof. dr. sc. Ivan Urlić i doc. dr. sc. Slavica Kozina) te u nastavi koja se provodi na Umjetničkoj akademiji (prof. dr. sc. Ivan Urlić i izv. prof. dr. sc. Dolores Britvić).

Članovi Katedre sudjeluju i u provođenju poslijediplomske nastave na doktorskom studiju Biomedicina i zdravstvo (prof. dr. sc. Mirela Vlastelica) te na poslijediplomskim studijima Medicinsko pravo na Pravnom fakultetu u Splitu i Probacijski tretmani – interdisciplinarni studij (prof. dr. sc. Dolores Britvić).

Zaposlenici

Zaposlenici su Katedre za psihološku medicinu izv. prof. dr. sc. Dolores Britvić, dr. med., doc. dr. sc. Slavica Kozina Jurčević, prof. psihol., i dr. sc. Varja Đogaš, dr. medicine, te zaposlenica Sveučilišnoga odjela zdravstvenih studija u Splitu doc. dr. sc. Vesna Antičević, prof. psihol. Vanjski su suradnici izv. prof. dr. sc. Mirela Vlastelica, prof. dr. sc. Ivan Urlić, dr. Silvana Krnić.

Odlaskom prof. dr. sc. Urlića u mirovinu 2009. čelništvo Katedre preuzima tada doc. dr. sc. Dolores Britvić.

Teaching activities

At the graduate level, the Department is responsible for the delivery of teaching in the following study programmes: Medicine, Dental Medicine and Health Studies. The following courses are taught: Psychological Medicine 1 and 2 (Medicine), Psychological Medicine (Dental Medicine), Psychological Medicine 1 and 2 (Medical Studies in English), Communication Skills and Health Psychology (undergraduate level of Health Studies), and Communication and Clinical Evaluations (graduate level of Health Studies). Over the past ten years, a number of elective courses have been taught, such as: Communication Skills, PTSD (Medicine), Evidence-Based Medical Care for Psychiatric Patients, Pain Psychology, and Biological Bases of Behaviour (Health Studies).

The Department's teachers taught at the School of Health Studies, University of Mostar. They also deliver courses in postgraduate PhD programmes in Biomedicine and Healthcare Sciences (Prof Mirela Vlastelica, MD, PhD) as well as in Medical Law and Probation Treatment - interdisciplinary study at the Faculty of Law in Split (Prof Dolores Britvić, MD, PhD).

Teachers and associates

Staff members working at the Psychological Medicine Department are Assoc Prof Dolores Britvić, MD, PhD, Assist Prof Slavica Kozina Jurčević, PhD, Varja Đogaš, MD, PhD, assistant, Assist Prof Vesna Antičević, PhD (Department of Health Studies, University of Split). External associates are: Assoc Prof Mirela Vlastelica, MD, PhD, Prof Ivan Urlić, MD, PhD, and Silvana Krnić, MD.

Upon retirement of Prof Urlić, in 2009, Assoc Prof Dolores Britvić, who was holding the position of Assistant Professor at that time, was appointed the Head of the Department.

Nastavno osoblje Katedre / *Teaching Staff of the Department:*
dr. sc. Varja Đogaš, izv. prof. dr. sc. Dolores Britvić i doc. dr. sc. Slavica Kozina

Stručna i znanstvena djelatnost

Projekti

Izv. prof. dr. sc. Dolores Britvić

1. Psihoterapijski program liječenja ratnih veterana oboljelih od posttraumatskog stresnog poremećaja, voditeljice prof. dr. sc. Marije Definis Gojanović, Ministarstvo znanosti, obrazovanja i sporta RH, 141-0000000-00686, 2007. 2013. (voditelj projekta)

Izv. prof. dr. sc. Mirela Vlastelica

2. Neuralna kontrola disanja u budnosti i spavanju, voditelja prof. dr. sc. Zorana Đogaša. Ministarstvo znanosti, obrazovanja i športa RH, 216-2163166-0513 (suradnik).

Doc. dr. sc. Vesna Antičević

3. Izrada standarda zanimanja/kvalifikacija uz unaprjeđenje zdravstvenih studijskih programa (2014. – 2016.) (voditeljica projekta), dr. sc. Varja Đogaš suradnica na istom projektu

Organizacija znanstvenih skupova

1. Godišnje organiziranje međunarodnoga simpozija „Škola psihoterapije psihoza" u Inter-Univerzitetskom centru u Dubrovniku (od 1996. godine) (prof. dr. sc. Ivan Urlić)
2. Dva Hrvatska kongresa socijalne psihijatrije s međunarodnim sudjelovanjem u Splitu 2004. i 2009. godine, član stručno-organizacijskog odbora (prof. dr. sc. Ivan Urlić, izv. prof. dr. sc. Dolores Britvić).

Professional and scientific activities

Projects

Assoc Prof Dolores Britvić, MD, PhD

1. Psychotherapeutic treatment programme for war veterans suffering from Post-traumatic Stress Disorder, project leader, Prof Marija Definis Gojanović, Ministry of Science, Education and Sports (MSES) RH 141-0000000-00686, 2007 - 2013 (project leader)

Assoc Prof Mirela Vlastelica, MD, PhD

2. Neural control of breathing in wakefulness and sleep, Prof Zoran Đogaš, MD, PhD (project leader), Ministry of Science, Education and Sports RH 216-2163166-0513 (project associate).

Assist Prof Vesna Antičević, PhD

3. Development of occupational standards/qualifications for the improvement of health study programmes (2014-2016) (project leader), Varja Đogaš, MD, PhD (project associate)

Organization of scientific conferences

1. Organisation of Annual International Symposium "School of Psychotherapy of Psychoses", Inter-University Centre in Dubrovnik (since 1996) (Prof Ivan Urlić, PhD)
2. Two Croatian congresses of social psychiatry with international participation, Split, 2004 and 2009, members of the organizing committee (Prof Ivan Urlić, MD, PhD , Assoc Prof Dolores Britvić, MD, PhD)

3. „3. hrvatski simpozij o poremećajima uzrokovanima stresom", održan 5. – 7. lipnja 2008. u Rapcu, član stručno-organizacijskog odbora (izv. prof. dr. sc. Dolores Britvić)
4. „4. hrvatski simpozij o poremećajima uzrokovanima stresom", održan 4. – 6. lipnja 2009. u Rapcu, član stručno-organizacijskog odbora (izv. prof. dr. sc. Dolores Britvić).
5. „1. hrvatski Kongres o prevenciji i rehabilitaciji u psihijatriji" s međunarodnim sudjelovanjem, 3. – 6. ožujka 2010. u Svetom Martinu na Muri, član stručno-organizacijskog odbora (izv. prof. dr. sc. Dolores Britvić)
6. "17. Međunarodni ISPS kongres" (ISPS – Međunarodno udruženje za liječenje shizofrenija i drugih psihoza), Dubrovnik, 31. svibnja – 4. lipnja 2011. (prof. dr. sc. Ivan Urlić, izv. prof. dr. sc. Dolores Britvić)
7. "2. hrvatski psihijatrijski kongres" održan 21. – 23. veljače 2013. g. u Zagrebu, članovi Znanstvenog i Stručnog odbora za (izv. prof. dr. sc. Mirela Vlastelica i izv. prof. dr. sc. Dolores Britvić)
8. "19. Međunarodni IAGP kongres" (IAGP – Međunarodno udruženje za grupnu psihoterapiju i grupne procese), Rovinj, 31. kolovoza – 5. rujna 2015. (prof. dr. sc. Ivan Urlić, izv. prof. dr. sc. Dolores Britvić)

3. "3rd Croatian symposium on stress-related disorders", 5 - 7 June 2008, Rabac, (Assoc Prof Dolores Britvić, MD, PhD, member of the organizing committee)
4. "4th Croatian symposium on stress-related disorders", 4 - 6 June 2009, Rabac, (Assoc Prof Dolores Britvić, MD, PhD, member of the organizing committee)
5. "1st Croatian Congress on the prevention and rehabilitation in psychiatry with international participation", 3 - 6 March 2010, Sveti Martin na Muri, (Assoc Prof Dolores Britvić, MD, PhD, member of the organizing committee)
6. "17th. International ISPS congress" (ISPS – International Society for the Psychological Treatments of Schizophrenias and Other Psychoses), Dubrovnik, 31 May – 4 June 2011 (Prof Ivan Urlić, MD, PhD, Assoc Prof Dolores Britvić, MD, PhD)
7. "2nd Croatian Psychiatric Congress", 21 - 23 February 2013, Zagreb (Assoc Prof Mirela Vlastelica, MD, PhD and Assoc Prof Dolores Britvić, MD, PhD)
8. "19th International IAGP congress" (IAGP – The International Association for Group Psychotherapy and Group Processes), Rovinj 31 August – 5 September 2015 (Prof Ivan Urlić, MD, PhD, Assoc Prof Dolores Britvić, MD, PhD)

Poslijediplomski tečajevi trajne medicinske edukacije

1. Vlastelica M. (organizator tečaja) „Komunikacijske vještine". Poslijediplomski tečaj stalnog medicinskog usavršavanja I. kategorije; 18. – 19. svibnja 2007.; Split, Hrvatska.
2. Britvić D. Tečaj prve kategorije: „Škola psihotraume" u organizaciji Psihoterapijske sekcije Liječničke komore u Splitu i Klinike za psihijatriju, KBC u Splitu (2007. i 2009.).
3. Britvić D. "Vještačenja PTSP-a". Tečaj 1. kategorije u organizaciji Medicinskoga fakulteta u Splitu i Hrvatskoga društva za forenzičku psihijatriju Neuropsihijatrijske bolnice „Dr. Ivan Barbot", Popovača, održana 7. veljače 2009.
4. Vlastelica M. "Opekline i slika tijela". Poslijediplomski tečaj stalnog medicinskog usavršavanja I. kategorije: „Organizacija opeklinske skrbi u RH i suvremeno liječenje opeklina"; 19. – 20. lipnja 2009.; Split, Hrvatska.
5. Britvić Dolores, Frančišković T., Grković J Pretkongresni tečaj : „PTSD and psychosis- diagnostic and treatment dilemma na17th International Symposium of ISPS", Dubrovnik, Croatia od 31st May-4th June 2011.

Postgraduate courses of Continuing Medical Education

1. Vlastelica M. (course organizer) "Communication Skills". Postgraduate 1st category course of Continuing Medical Education, 18 - 19 May 2007, Split, Croatia
2. Britvić D. "School of psychotrauma", Postgraduate 1st category course of Continuing Medical Education organised by the Psychotherapeutic section of the Medical Chamber in Split and Psychiatric Clinic, Clinical Hospital Centre, Split (2007. and 2009.)
3. Britvić D. "PTSD Expertise", Postgraduate 1st category course organised by the School of Medicine in Split and Croatian Association of Forensic Psychiatry of the Neuropsychiatric Hospital Dr. Ivan Barbot, Popovača, 7 February 2009
4. Vlastelica M. "Burns and body image". Postgraduate 1st category course of Continuing Medical Education: "The organisation of burn care in the Republic of Croatia and modern burns treatment", 19 - 20 June 2009, Split, Croatia

6. Frančišković T., Britvić D. EPA (European Psychiatric Assosiation Course) tečaj: Kompleksnost posttraumatskih reakcija, 3. Kongres psihijatara u Bosni i Hercegovini, Tuzla, 12. – 14. 10. 2012.

7. Britvić D. Tečaj prve kategorije „Utjecaj stresa na odnose u suvremenom životu", 17. – 20. listopada 2013., Medicinski fakultet u Splitu.

8. Vlastelica M. "Mit o Narcisu - uloga zrcaljenja u razvoju samosvijesti", Poslijediplomski tečaj stalnog medicinskog usavršavanja I. kategorije: „Narcistički poremećaj ličnosti i njegova dijagnostička opravdanost - doprinos međunarodnoj raspravi"; 22. – 23. ožujka 2013.; Zagreb, Hrvatska.

9. Rudan V, Vlastelica M. "Paradoks između uspješnosti i uništavanja - trebaju li narcistički poremećaji liječenje?", Poslijediplomski tečaj stalnog medicinskog usavršavanja I. kategorije:„Narcistički poremećaj ličnosti i njegova dijagnostička opravdanost - doprinos međunarodnoj raspravi"; 22. – 23. ožujka 2013.; Zagreb, Hrvatska.

10. Vlastelica M. "Agresija i acting out", Poslijediplomski tečaj stalnog medicinskog usavršavanja I. kategorije: „Od nasilja do dijaloga"; 25. – 26. travnja 2014.; Zagreb, Hrvatska.

11. Vlastelica M, Pavelić D. "Dijalog između partnera", Poslijediplomski tečaj stalnog medicinskog usavršavanja I. kategorije:„Od nasilja do dijaloga"; 25. – 26. travnja 2014.; Zagreb, Hrvatska.

12. Vlastelica M. "Žalovanje za posmrtno identificiranom osobom" Poslijediplomski tečaj stalnog medicinskog usavršavanja I. kategorije:„Žalovanje"; 12. – 13. prosinca 2014.; Zagreb, Hrvatska.

13. Vlastelica M. "Uloga Kohutova iskustva i osobnosti u nastanku Self psihologije", Poslijediplomski tečaj stalnog medicinskog usavršavanja I. kategorije: „Poremećaji ličnosti- stvarni ljudi, stvarni problemi"; 29. – 30. svibnja 2015.; Zagreb, Hrvatska.

14. Vlastelica M. „Klokanska skrb" kao rani obrazac komuniciranja. Poslijediplomski tečaj stalnog medicinskog usavršavanja I. kategorije:„Psihoanalitički modeli komunikacije u vremenu brzih promjena"; 4. – 5. ožujka 2016.; Zagreb, Hrvatska.

5. Britvić, D., Frančišković T., Grković J. Pre-congress course: "PTSD and psychosis - diagnostic and treatment dilemma", 17th International Symposium of ISPS, Dubrovnik, Croatia, 31 May - 4 June 2011

6. Frančišković T., Britvić D. EPA (European Psychiatric Association) course, "Complexity of posttraumatic reactions", 3rd Congress of Psychiatrists in Bosnia and Herzegovina, Tuzla, 12 - 14 October 2012

7. Britvić D. "Effects of stress on relationships in modern life", Postgraduate 1st category course of Continuing Medical Education, 17 - 20 October 2013, School of Medicine in Split

8. Vlastelica M. "The myth of Narcissus - the role of mirroring in the development of self-awareness", Postgraduate 1st category course of Continuing Medical Education: "Narcissistic personality disorder and its diagnostic justification - contribution to the international debate", 22 -23 March 2013, Zagreb, Croatia

9. Rudan V, Vlastelica M. "The paradox between success and failure - do narcissistic disorders need treatment?" Postgraduate 1st category course of Continuing Medical Education: "Narcissistic personality disorder and its diagnostic justification - contribution to the international debate", 22 - 23 2013, Zagreb, Croatia

10. Vlastelica M. "Aggression and acting out", Postgraduate 1st category course of Continuing Medical Education: "From violence to dialogue", 25 - 26 April 2014, Zagreb, Croatia

11. Vlastelica M, Pavelić D. "Dialogue between partners", Postgraduate 1st category course of Continuing Medical Education: "From violence to dialogue", 25 - 26 April 2014, Zagreb, Croatia

12. Vlastelica M. "Bereavement after a posthumously identified person", Postgraduate 1st category course of Continuing Medical Education: "Bereavement", 12 - 13 December 2014, Zagreb, Croatia

13. Vlastelica M. "The role of Kohut's experience and personality in the development of self-psychology", Postgraduate 1st category course of Continuing Medical Education: "Personality disorders - real people, real problem", 29 - 30 May 2015, Zagreb, Croatia

14. Vlastelica M. "Kangaroo care" as an early communication pattern, Postgraduate 1st category course of Continuing Medical Education: "Psychoanalytic models of communication at a time of rapid changes", 4 - 5 March 2016, Zagreb, Croatia

Doktorirali / *PhD degrees*

- Slavica Kozina Jurčević (2011.),
- Vesna Antičević (2012.),
- Varja Đogaš (2015.)

Plan razvoja

U tijeku je izrada udžbenika Psihološke medicine kojim će studenti Medicine, Dentalne medicine te liječnici obiteljske medicine i ostalih specijalnosti, specijalizanti psihijatrije, psihijatri i ostali stručnjaci koji se bave mentalnim zdravljem dobiti veoma važne informacije o psihičkom razvoju čovjeka, mentalnim mehanizmima, odnosima bolesnika i liječnika te prilagodbi bolesnika na bolest i psihičkim pojavnostima kod oboljelih od raznih tjelesnih bolesti poremećajima psihičkih funkcija u skladu s najnovijim znanstvenim dostignućima.

Tijekom sljedećih dviju akademskih godina planira se uključenje novih suradnika i njihov kasniji izbor u znanstveno-nastavna zvanja. Tijekom idućega dvogodišnjeg razdoblja planira se izbor dvaju izvanrednih profesora u redovne, izbor docenta u izvanrednoga profesora te asistenta u docenta.

Nastavit će se dosadašnje znanstvene aktivnosti u nekoliko projekata. Tako će se nastaviti publiciranje rezultata iz dosadašnjega znanstvenog projekta: „Psihoterapijski program liječenja veterana s PTSP-om“, MZOS-a, te Izrada standarda zanimanja/kvalifikacija uz unaprjeđenje zdravstvenih studijskih programa. U tijeku je publiciranje više radova koji su proizišli iz doktorske disertacije, više magistarskih radova i diplomskih radova. Nastavit će se suradnja s prestižnim svjetskim učilištima Imperial College u Londonu i Department of Psychiatry, University of Pennsylvania, Philadelphia, PA.

Development plan

At present, the textbook is being written so that students of study programmes in Medicine and Dental Medicine as well as GPs and other specialists, psychiatry residents, psychiatrists, and other professionals dealing with mental health, obtain relevant information on human mental development, mental mechanisms, patient-doctor relationships as well as on patient's adaptation to illness/disorder and mental manifestations in patients suffering from various physical illnesses and mental disorders in accordance with the latest scientific achievements.

Over the following two academic years, the plan is to recruit new assistants to be later promoted into higher academic positions. During the same period, two Associate Professors will be promoted into Full Professors, an Assistant Professor into Associate Professor, and an Assistant Lecturer into Assistant Professor.

Scientific activities undertaken so far within several projects will be continued. The results obtained in the last research project „Psychotherapeutic programme of PTSD war-veterans treatment“(Ministry of Science, Education and Sports) will continuously be published. In addition, vocation/qualification standards will be further developed aimed at improving medical studies.

A number of research papers based on PhD, Master's and degree theses are in the process of being published. The cooperation with some of the world's prestigious universities, such as Imperial College in London and Department of Psychiatry, University of Pennsylvania, Philadelphia, PA will be maintained.

Udžbenici i poglavlja u udžbenicima (2007. – 2016.)

Textbooks and books chapters during the period 2007 – 2016

1. Frančišković T, Moro Lj, Britvić D. Forenzički aspekti PTSP-a. U: Žarković-Palijan T. i sur. Odabrana poglavlja iz forenzičke psihijatrije; 2007.
2. Urlić I. Procesi u grupi. U: Klain E. i sur. Grupna analiza – analitička grupna psihoterapija, 2. izmijenjeno i prošireno izdanje. Zagreb: Medicinska naklada; 2008, 68:92.
3. Urlić I. Postupak s oslobađanjem potisnutog (acting out) u grupnoj analizi. U: Klain, E. i sur. Grupna analiza – analitička grupna psihoterapija, 2. izmijenjeno i prošireno izdanje. Zagreb: Medicinska naklada; 2008, 221-30.
4. Britvić D. Znakovi i simptomi psihičkih poremećaja. U: Frančišković T, Moro Lj. Psihijatrija. Zagreb: Medicinska naklada; 2009.
5. Urlić I. Transgeneracijski prijenos psihičke traume zbog incestnog iskustva. U: Žarković-Paljan T, Kovačević D. Iz forenzične psihijatrije 3. Ceres Zagreb: Matica hrvatska, Ogranak Kutina, Neuropsihijatrijska bolnica „Dr. Ivan Barbot", Popovača; 2009, 149-63.
6. Urlić I. Fenomen mržnje i njezin utjecaj pri sastavljanju oporuke. U: Žarković-Paljan T, Kovačević D. Iz forenzične psihijatrije 3. Ceres Zagreb: Matica hrvatska, Ogranak Kutina, Neuropsihijatrijska bolnica „Dr. Ivan Barbot", Popovača; 2009, 401-13.
7. Restek-Petrović B, Urlić I. Psihoterapijske mogućnosti kod teških duševnih bolesti. U: Frančišković T, Moro Lj. i sur. Psihijatrija. Zagreb: Medicinska naklada; 2009, 156-61.
8. Urlić I. Le sinapsi sociali e l'articolazione politica. U: F. Di Maria: Comunità e politica 2009.
9. Britvić D, Antičević V, Dodig G, Beg A, Lapenda B, Kekez V. Psychotherapeutic treatment for combat related chronic posttraumatic disorder. U: Wiederhold B. Coping with Posttraumatic Stress Disorder in Returning Troops. NATO Scinece for Peace and Security Series E: Human and Societal Dynamics- Vol. 68. Amsterdam: IOS Press BV; 2010.
10. Britvić D. Poremećaji duševnih funkcija. U: Moro Lj, Frančišković T. Psihijatrija, udžbenik za više zdravstvene studije. Zagreb: Medicinska naklada; 2011.
11. Urlić I. Group psychotherapy for patients with psychosis: A psychodynamic (group-analytic) approach. U: Kleinberg J. The Wiley – Blackwell Handbook of Group Psychotherapy. Oxford (UK): Wiley – Blackwell; 2012.
12. Urlić I, Berman A, Berger M. Victimhood, vengefulness, and the culture of forgiveness, New York: Novascience, 2010, 2nd edition 2013; Czech edition 2013; Croatian edition 2014, 2016-German and Hebrew publications, in print, Polish translation in progress.
13. Vlastelica M. Mit o Narcisu - uloga zrcaljenja u razvoju samosvijesti. U: Marčinko D, Rudan V. Narcistički poremećaj ličnosti i njegova dijagnostička opravdanost - doprinos međunarodnoj raspravi. Zagreb: Medicinska naklada; 2013, 75-82.
14. Britvić D. Odnos psihoterapije i farmakoterapije. U: Kozarić-Kovačić D, Frančišković T. Psihoterapijski pravci. Medicinska naklada; 2014.
15. Vlastelica M. Rani odnos majka-dijete u svjetlu neuroznanstvenh spoznaja (udžbeničko djelo-priručnik). Zagreb: Medicinska naklada; 2014.
16. Urlić I. Von der Gewalt zur Versöhnung: Die Rolle von Trauer- und Vergebungsprozessen, 2015. U: Roth W M, Felsberger H, Shaked J. Gruppenanalyse und die Entwicklung von Intersubjektivitàt. Beč: Facultas Universitàtsverlag; 2015.
17. Vlastelica M. Agresija i acting out. U: Rudan V, Marčinko D i sur. Od nasilja do dijaloga. Zagreb: Medicinska naklada; 2014, 68-77.
18. Vlastelica M. Žalovanje za posmrtno identificiranom osobom. U: Rudan V, Marčinko D. Žalovanje. Zagreb: Medicinska naklada; 2015, 87-95.
19. Vlastelica M. Uloga Kohutova iskustva i osobnosti u nastanku self-psihologije. U: Marčinko D, Jakovljević M, Rudan V. Poremećaji ličnosti - stvarni ljudi, stvarni problemi. Zagreb: Medicinska naklada; 2015, 103-109.
20. Vlastelica M. „Klokanska skrb" kao rani obrazac komuniciranja. U: Marčinko D, Rudan V. Psihoanalitički modeli komunikacije u vremenu brzih promjena. Zagreb: Medicinska naklada; 2016, 45-57.

Publikacije objavljene u časopisima indeksiranima u bazi Current Contents (2007. – 2016.)

Publications in journals indexed in Current Contents database during the period 2007-2016

Potpuni popis publikacija (28) nalazi se u elektroničkom obliku.

The complete list of publications (28) is enclosed in the digital format.

KATEDRA ZA MEDICINSKU KEMIJU I BIOKEMIJU
DEPARTMENT OF MEDICAL CHEMISTRY AND BIOCHEMISTRY

Doc. dr. sc. Vedrana Čikeš-Čulić / Assist Prof Vedrana Čikeš Čulić, PhD
Pročelnica Katedre / Head of Department

Povijest Katedre

Redovita nastava kolegija Medicinske kemije za prve studente I. godine Područnoga studija medicine u Splitu Medicinskoga fakulteta Sveučilišta u Zagrebu započinje 1979. Od tada pa sve do 1991. u cijelosti ju izvode nastavnici iz Zagreba: prof. dr. sc. Čedomir Ćosović, prof. dr. sc. Vilko Ondrušek, prof. dr. sc. Nicoletta Burger, doc. dr. sc. Ljerka Gospočić te u to vrijeme stručne suradnice u nastavi Željka Vukelić i Zlata Smerić. Nastava iz Biokemije za medicinare započinje u ljetnom semestru akademske godine 1979./1980. i također ju sve do 1991. u potpunosti vode nastavnici iz Zagreba: prof. dr. sc. Milivoj Popović, prof. dr. sc. Marko Mesarić, prof. dr. sc. Ivica Kračun, prof. dr. sc. Ksenija Kljaić, doc. dr. sc. Ivančica Delaš i mr. sc. Dragica Križanec. Pri izvođenju vježba pomagala je mr. sc. Marija Karanović, dipl. ing. biokemije, tada voditeljica Odjela za medicinsku laboratorijsku dijagnostiku KB-a Split. Prvi uposlenik, u svojstvu suradnika u nastavi, pri Katedri za kemiju, biokemiju i kliničku kemiju Medicinskoga fakulteta Sveučilišta u Zagrebu, za potrebe medicinskoga studija u Splitu bila je Antica Jakšić, med. lab. ing., i to od 1983. Zahvaljujući izvanrednomu prethodnomu radnom iskustvu (KB Split i Institut za medicinsku mikrobiologiju, St.

History of the Department

Regular classes in the Medical Chemistry course were first delivered in 1979 when first year students were enrolled in the programme of Medical Studies in Split organized by the School of Medicine, University of Zagreb. From then until 1991, teaching was entirely conducted by teachers from Zagreb: Prof Čedomir Ćosović, PhD, Prof Vilko Ondrušek, PhD, Prof Nicoletta Burger, PhD, Assist Prof Ljerka Gospočić PhD, and Željko Vukelić and Zlata Smerić who were at that time Teaching Assistants. Classes in Biochemistry for medical students started in the summer semester of the academic year 1979/1980 and, also until 1991, were taught by teachers from Zagreb: Prof Milivoj Popović, PhD, Prof Marko Mesarić, PhD, Prof Ivica Kračun, PhD, Prof Ksenija Kljaić, PhD, Assist Prof Ivančica Delaš PhD, and Dragica Križanec, MSc. In teaching practical courses, the Department had great help from Marija Karanović, MSc Biochem, who, at that time, was the Head of the Department of Medical Laboratory Diagnosis at University Hospital of Split. From 1983, the first employee in the position of a Teaching Assistant at the Department of Chemistry, Biochemistry and Clinical Chemistry, School of Medicine, University of Zagreb, engaged for the purpose of

Gallen, Švicarska), ing. Jakšić je, uz upute i nadzor tadašnjega pročelnika Katedre za kemiju, biokemiju i kliničku kemiju Medicinskoga fakulteta Sveučilišta u Zagrebu prof. dr. sc. Čedomira Ćosovića, uspjela opremiti vježbaonicu za studente i u potpunosti uvesti predviđeni program nastave vježba. Antica Jakšić odlazi u mirovinu 1998., a na njezino radno mjesto izabire se Sandra Dujić Bilušić, med. lab. ing.

U studenome 1991. u zvanje stručne suradnice u nastavi, u punom radnom odnosu, izabrana je Anita Markotić, dipl. ing. Do kraja 1991. zbog potpune prometne izolacije Dalmacije uslijed ratnih zbivanja nastavnici iz Zagreba nisu mogli dolaziti u Split, stoga je prof. Ćosović Aniti Markotić povjerio izvođenje cjelokupne nastave kolegija Medicinska kemija te kolegija Biokemija za medicinare od iduće akademske godine, 1992./1993. Akademske godine 1995./1996. na Katedru, u zvanje stručne suradnice u nastavi, u kumulativnom radnom odnosu, izabire se Irena Drmić Hofman. Vodstvo Medicinskoga fakulteta u Splitu u osnivanju za nositeljicu kolegija Katedre za medicinsku kemiju i biokemiju u svojem je elaboratu o osnivanju predložilo uglednu nastavnicu i znanstvenicu prof. dr. sc. Maju Pavela-Vrančić s Prirodoslovno-matematičkoga fakulteta Sveučilišta u Splitu. Na mjesto naslovne mlađe asistentice u rujnu 2002. bira se Vedrana Čikeš-Čulić, dipl. ing. med. biok., koja se 2004. zapošljava kao znanstvena novakinja na znanstvenom projektu Anite Markotić, a u veljači 2009. kao asistentica u punom radnom odnosu. U rujnu 2009. na mjesto asistentice primljena je Nikolina Režić Mužinić, prof. biol. kem. U rujnu 2011. kao zamjena zbog rodiljnoga dopusta asistentice na devet je mjeseci primljena Angela Mastelić, mag. mol. bioteh., koja je još godinu dana radila na pola radnoga vremena, a u siječnju 2014. primljena je kao asistentica na Katedri za medicinsku kemiju i biokemiju na trošak Fakulteta.

Na čelu Katedre za medicinsku kemiju i biokemiju od 1997. do 2005. bila je prof. dr. sc. Maja Pavela-Vrančić, a nadalje se na dužnosti pročelnika Katedre izmjenjuju prof. dr. sc. Anita Markotić i prof. dr. sc. Irena Drmić-Hofman te od 2015. doc. dr. sc. Vedrana Čikeš-Čulić.

teaching in the medical study programme in Split was Antica Jakšić, Lab. Engr. Thanks to her excellent previous work experience (University Hospital of Split and the Institute for the Medical Microbiology, St. Gallen, Switzerland), Antica Jakšić, Lab. Engr., following the instructions and under the supervision of the Head of the Department of Chemistry, Biochemistry and Clinical Chemistry, School of Medicine, University of Zagreb at that time, Prof Čedomir Ćosović, managed to equip the practical laboratory for students and completely introduce the teaching syllabus for practical courses. Antica Jakšić was retired in 1998, and her position was taken by Sandra Dujić Bilušić, Med. Lab. Engr.

Anita Markotić, a graduate engineer, was elected to the position of a Teaching Assistant employed full-time in November 1991. By the end of 1991, because of the total traffic isolation of Dalmatia due to the war, teachers from Zagreb were unable to come to Split, and Prof Ćosović entrusted to Anita Markotić the delivery of all classes in Medical Chemistry and Biochemistry courses from the academic year 1992/1993. In the academic year 1995/1996, Irena Drmić Hofman was elected to the position of a Teaching Assistant who was employed at the Department on the cumulative work contract.

In the process of establishing the School of Medicine in Split, the management proposed the distinguished Professor and scientist, Prof Maja Pavela-Vrančić, PhD, from the Faculty of Science, University of Split, for a position of the Head of the Department of Medical Chemistry and Biochemistry. Vedrana Čikeš Čulić, BSc. med. biochem. was selected for the position of a junior Teaching Assistant in September 2002, first as a research assistant on the scientific project led by Anita Markotić in 2004, then to be fully employed as an assistant in February 2009. Nikolina Režić Mužinić, Prof biol. chem. was employed as an assistant in September 2009. Angela Mastelić, MSc. mol. biotech. was employed for nine months in September 2011 as a substitute for a colleague who was on maternity leave. Following that period, she worked for another year part-time to be finally employed as an assistant at the Department of Medical Chemistry and Biochemistry and paid from the School's own budget in January 2014.

The Head of the Department of Medical Chemistry and Biochemistry in the period 1997 – 2005 was Prof Maja Pavela-Vrančič, followed by Prof Anita Markotić and Prof Irena Drmić-Hofman alternating with one another, and finally Assist Prof Vedrana Čikeš Čulić from 2015.

Nastavno i suradničko osoblje Katedre / *Teaching and Associate Staff of the Department:*
Sandra Marijan, mag. for. kem. mol. biol., Angela Mastelić, mag. mol. bioteh., dr. sc. Marina Degoricija, doc. dr. sc. Vedrana Čikeš-Čulić, prof. dr. sc. Anita Markotić, prof. dr. sc. Irena Drmić Hofman i dr. sc. Nikolina Režić Mužinić

Prostorni i radni uvjeti

Od 1979. do 1985. vježbe iz kolegija Medicinska kemija izvodile su se na Prirodoslovno-matematičkom fakultetu u Splitu, a vježbovna je nastava iz Biokemije za medicinare održavana u Zdravstvenom obrazovnom centru u Splitu. Od 1985. do 1997. korištena je vlastita vježbaonica medicinskoga studija u Splitu, u zgradi Biskupove palače. Od osamostaljenja Medicinskoga fakulteta, odnosno od akademske godine 1997./1998. vježbaonica za kemiju i biokemiju preseljena je na današnju lokaciju, na prvom katu zgrade temeljnih medicinskih znanosti. Pročelnik Katedre za medicinsku kemiju i biokemiju u vrijeme adaptacije zgrade temeljnih medicinskih znanosti bio je prof. dr. sc. Milivoj Popović s Medicinskoga fakulteta u Zagrebu te je uz suradnju sa zaposlenicima Katedre za medicinsku kemiju i biokemiju u Splitu arhitektima dao upute za funkcionalno uređenje vježbaonice za kemiju i biokemiju s pratećim prostorijama: za pripremu vježba, za spremanje kemikalija, za laboratorijsko posuđe i za mjerne instrumente.

Znanstveni laboratorij za biokemiju u početku osnivanja ponajprije je bio opremljen za istraživanje glikosfingolipida i nastavlja znanstvenu tradiciju Katedre za kemiju, biokemiju i kliničku kemiju Medicinskoga fakulteta u Zagrebu, koju je u Split prenio prof. dr. sc. Marko Mesarić. Uz njegovu pomoć 1993. godine započeto je opremanje biokemijskoga

Space and working conditions

During the period between 1979 and 1988 all practical classes in Medical Chemistry course were held at the Faculty of Science in Split, while practical classes in Biochemistry for medical students were held in Health Education Center in Split. During the period between 1985 and 1997, medical studies in Split had their own classroom for practical classes in the building called "Bishop's Palace". When the School of Medicine became independent in the academic year 1997/1998, the classroom for practical classes in Chemistry and Biochemistry was moved to its current location which is on the first floor of the Basic Science Building. The Head of the Department of Medical Chemistry and Biochemistry at the time of renovation of the Basic Science Building, was Prof Milivoj Popović, PhD from the School of Medicine in Zagreb. In cooperation with the employees of the Department of Medical Chemistry and Biochemistry in Split, he gave architects instructions how to functionally design Laboratory for Chemistry and Biochemistry together with its additional rooms: for the preparation of practical classes, storing chemicals, laboratory dishes, and measuring instruments.

At the very beginning, the Scientific Laboratory for Biochemistry was primarily equipped for researching glycosphingolipids continuing scientific traditions of the Department of Chemistry, Biochemistry and Clinical Chemistry, School of

znanstvenog laboratorija najnužnijom opremom. Daljnje opremanje uslijedilo je velikim zalaganjem prof. dr. sc. Johannesa Müthinga, koji je pomogao u prikupljanju i darivanju opreme iz suradnih ustanova iz Njemačke. Naime, zaposlenice Katedre za medicinsku kemiju i biokemiju (Irena Drmić Hofman i Anita Markotić) u više su navrata bile gošće istraživačice kod prof. dr. sc. Johannesa Müthinga s Instituta za staničnu kulturu Sveučilišta u Bielefeldu te kod prof. dr. sc. Jasne Peter-Katalinić, jedne od najuglednijih hrvatskih znanstvenica u svijetu, s Instituta za medicinsku fiziku i biofiziku Sveučilišta u Münsteru. Rezultati navedenih suradnja urodili su zajedničkim projektima i publikacijama. Dekan prof. dr. sc. Zvonko Rumboldt 1999. godine uručio je prof. dr. sc. Johannesu Müthingu zahvalnicu za darovanu opremu i stipendije njemačkoga ministarstva znanosti, BMBF (Bundesministerium für Bildung und Forschung), kojima su se njegovim zalaganjem koristili zaposlenici Katedre za biokemiju. Od 2001. godine, nakon što je MZOŠ RH odobrio financiranje prvoga projekta, znanstveni se laboratorij ubrzano oprema. Od kapitalne opreme koja je nabavljena na ime projekata Katedre valja istaknuti hladnu sobu, liofilizator i HPTLC – aplikator. Za provođenje projekta „Izražaj glikosfingolipida u regeneriranoj štakorskoj jetri" 2005. odobrena je kapitalna oprema „Agilent 2100 Bioanalyzer". Znanstvenomu laboratoriju za biokemiju tadašnja je tvrtka Hermes dijagnostika donirala korišteni, ali još uvijek funkcionalni protočni citometar BC Epics XL, što je pokrenulo velik broj znanstvenih istraživanja. Vedrana Čikeš-Čulić posebno se educirala za rad na protočnom citometru, prvo u laboratoriju za HLA tipizaciju KBC-a Split kod pok. Jelene Kunac, inženjerke s iznimnim iskustvom u području citometrije, a zatim i u Sveučilišnoj bolnici Antwerpen pod vodstvom dr. sc. Emeline Van Craenenbroeck, koja je zatim bila i gostujuća znanstvenica u laboratoriju za biokemiju, što je rezultiralo zajedničkom znanstvenom publikacijom.

Tijekom 2012. Katedra je uspostavila suradnju s našom znanstvenicom u dijaspori Milenom Vuica-Ross, dr. med., s The Johns Hopkins University u Baltimoreu, SAD, gdje je doc. dr. sc. Čikeš-Čulić provela osmomjesečno poslijedoktorsko usavršavanje.

Na zamolbu doc. dr. sc. Čikeš-Čulić, a uz podršku brojnih kolega i istraživačkih grupa s Medicinskoga fakulteta u Splitu, iz sredstava Fakulteta je 2014. kupljen novi protočni citometar BD Accuri C6, koji je također smješten u laboratorij za biokemiju, ali dostupan za uporabu svim znanstvenicima koji prođu osnovnu edukaciju iz protočne citometrije.

Medicine in Zagreb, which was passed to Split by Prof Marko Mesarić, PhD. He was the first to start equipping the biochemical research laboratory with the most essential equipment in 1993. Great efforts were also made by Prof Johannes Müthing, PhD, who provided help related to collection and donation of equipment from collaborating institutions from Germany. The employees of the Department of Medical Chemistry and Biochemistry (Prof Irena Drmić Hoffman and Assoc Prof Anita Markotić) were repeatedly invited as visiting scientists by Prof Johannes Müthing, PhD from the Institute for Cell Culture at the University of Bielefeld and by Prof Jasna Peter-Katalinić, PhD, one of the most prominent Croatian scientists in the world, from the Institute for Medical Physics and Biophysics, University of Münster. The results of this collaboration yielded joint projects and publications. The Letter of Commendation was awarded to Prof Johannes Müthing, PhD by the Dean, Prof Zvonko Rumboldt, PhD, in 1999 for donated equipment and scholarships given by the German Ministry of Science, BMBF (Bundesministerium für Bildung und Forschung) that were used by the employees of the Department of Biochemistry. Since 2001, after the Ministry of Science, Education and Sports approved the financing of the first project, the scientific laboratory was rapidly equipped. Some pieces of the capital equipment purchased within the Department projects were the cold room, the lyophiliser and HPTLC - applicator. In 2005, the capital equipment "Agilent 2100 Bioanalyzer" was approved so that the project "Expression of glycosphingolipids in regenerating rat liver" could be carried out. The company "Hermes diagnostics" donated previously used, but still functional flow cytometer Epics XL BC, which triggered extensive scientific research. Assoc Prof Vedrana Čikeš Čulić was specifically educated for work on the flow cytometer, first in the laboratory for HLA typing at the University Hospital of Split with Jelena Kunac, engineer with exceptional experience in the field of cytometry, and after that at the University Hospital of Antwerp, where the training was led by Emeline Van Craenenbroeck, PhD who later on spent some time in the laboratory for Biochemistry as a visiting scientist, which resulted in a joint scientific publication.

During 2012, the Department established cooperation with our scientist from the diaspora, Milena Vuica-Ross, MD, PhD, from The Johns Hopkins University in Baltimore, USA, where Assist Prof Čikeš Čulić did her postdoctoral research in duration of eight months.

Nakon povratka iz SAD-a doc. dr. sc. Čikeš-Čulić uspostavila je istraživanje na staničnim kulturama u Laboratoriju za mikrobiologiju, koji su ustupili na korištenje CO_2 inkubator i sigurnosni kabinet s laminarnim protokom zraka, a s projekta MZOŠ-a voditeljice prof. dr. sc. Anite Markotić kupljen je invertni mikroskop. U veljači 2016. doc. Čikeš-Čulić odobrena su sredstva za kupnju opreme za staničnu kulturu, a u svibnju 2016. počeo je raditi novi laboratorij za staničnu kulturu smješten u Laboratoriju za biokemiju na 2. katu zgrade temeljnih medicinskih znanosti Medicinskoga fakulteta u Splitu. Od opreme su kupljeni NUVE EC160 CO2 inkubator te NUVE MN Series mikrobiološki sigurnosni kabinet klase II.

Nastavna djelatnost (nastava integriranih studija i poslijediplomska)

Od 1979. do 1991. nastavu Medicinske kemije i Biokemije za medicinare u potpunosti su izvodili nastavnici iz Zagreba. Primanjem prvoga nastavnika na Katedri za potrebe medicinskoga studija u Splitu, od 1991. nastavne aktivnosti postupno preuzimaju nastavnici u Splitu, a tek s osamostaljenjem Medicinskoga fakulteta u Splitu 1997. prestaje potreba za dolaskom nastavnika iz Zagreba. Nastava Medicinske kemije i Biokemije za medicinare također je od osamostaljenja ujedinjena u jedinstven kolegij Biokemija, a izvodi se na II. godini studija. Od uvođenja Bolonjskoga procesa visokoga obrazovanja 2005. kolegij Biokemije preimenovan je u Medicinska kemija i biokemija, kako je predvidio jedinstveni *core curriculum* svih medicinskih fakulteta u Hrvatskoj, sa satnicom od 60 sati predavanja, 85 sati seminara i 45 sati vježba, koja rezultira s 17 ECTS bodova.

Na 6. godini studija Medicine Katedra je nositelj kolegija Laboratorijska dijagnostika koji izvode vanjski suradnici sa Zavoda za medicinsku laboratorijsku dijagnostiku KBC-a Split.

Od osnivanja studija Dentalne medicine pri Medicinskom fakultetu u Splitu 2007. Katedra za medicinsku kemiju i biokemiju izvodi nastavu na 1. godini studija iz kolegija Medicinska kemija i na 2. godini studija iz kolegija Biokemija, a od osnivanja studija Farmacije 2009. Katedra za medicinsku kemiju i biokemiju izvodi nastavu na kolegiju Primijenjena biokemija na 3. godini studija.

Na Medicinskom fakultetu u Splitu 2011. osniva se studij Medicine na engleskom jeziku, gdje Katedra za medicinsku kemiju i biokemiju izvodi nastavu na 2. godini studija iz kolegija Medical chemistry and biochemistry.

In 2014, at the request of Assist Prof Čikeš Čulić, with the support of many colleagues and research groups from the School of Medicine in Split, the School purchased a new flow cytometer BD Accuri C6 that is also located in the laboratory for Biochemistry, but available for use to all scientists who undergo the basic training in flow cytometry.

After returning from the US, Assist Prof Čikeš Čulić initiated research on cell cultures in the Laboratory of Microbiology equipped with the CO2 incubator and safety cabinet with laminar air flow, whereas the inverted microscope was purchased from the funds allocated for the project by the Ministry of Science, Education and Sports, led by Prof Anita Markotić. In February 2016, the funding for the purchase of equipment for cell culture was approved to Assist Prof Čikeš Čulić, and in May 2016, a new laboratory for cell culture was established within the Laboratory for Biochemistry on the 2nd floor of the Basic Science Building, School of Medicine in Split. The NUVE EC160 CO2 incubator and NUVE MN Series microbiological safety cabinet class II were purchased.

Teaching activities (graduate and postgraduate)

In the period from 1979 to 1991, courses in Medical Chemistry and Biochemistry for medical students were delivered by teachers from Zagreb. Since 1991, when the first teacher was employed at the Department for the purpose of medical studies in Split, teaching activities were gradually being taken over by teachers from Split. Finally, when the School of Medicine became independent in 1997, teachers from Zagreb were no longer needed to assist in teaching the courses. Also, with the achievement of independence, courses in Medical Chemistry and Biochemistry for medical students were merged into a single course Biochemistry that has, since then, been taught in the second year of study. Since the introduction of the Bologna process into the higher education system in 2005, the course was renamed to Medical Chemistry and Biochemistry, as proposed by the unique "core curriculum" agreed upon by all medical schools in Croatia with 60 hours of lectures, 85 seminars and 45 hours of practice, bearing 17 ECTS credits.

In the sixth year of study, the Department coordinates the course in Laboratory Diagnostics taught by external associates from the Department of Medical Laboratory Diagnostics, University Hospital of Split.

Na poslijediplomskom studiju Biologija novotvorina Katedra za medicinsku kemiju i biokemiju nositelj je dvaju kolegija: Imunokemijske metode u glikomedicini i Istraživanje tumora u glikomedicini.

Također, Katedra sudjeluje u izvođenju nastave iz brojnih kolegija na studijima Sestrinstva, Radiologije i Medicinske laboratorijske dijagnostike pri Sveučilišnom odjelu zdravstvenih studija u Splitu.

Organizacija nastave i nastavne metode očituju se u predavanjima, seminarima i vježbama u kojima se primjenjuju suvremena nastavna sredstva, te pismenim i usmenim ispitima.

Nastavno i suradničko osoblje

- dr. sc. Anita Markotić, izvanredna profesorica u punom radnom odnosu;
- dr. sc. Irena Drmić- Hofman, redovita profesorica u kumulativnom radnom odnosu;
- dr. sc. Vedrana Čikeš-Čulić, docentica u punom radnom odnosu;
- dr. sc. Nikolina Režić Mužinić, poslijedoktorandica u punom radnom odnosu;
- Angela Mastelić, mag. mol. bioteh., asistentica u punom radnom odnosu;
- Sandra Marijan (ex Dujić Bilušić), mag. for. kem. mol. biol., suradnica u nastavi;
- prof. dr. sc. Maja Pavela Vrančić, vanjska suradnica s Prirodoslovno-matematičkoga fakulteta u Splitu;
- izv. prof. dr. sc. Olivera Politeo, vanjska suradnica s Kemijsko-tehnološkoga fakulteta u Splitu;
- doc. dr. sc. Mila Radan, vanjska suradnica s Kemijsko-tehnološkoga fakulteta u Splitu.

Vanjski suradnici sa Zavoda za medicinsku laboratorijsku dijagnostiku KBC-a Split:

- dr. sc. Leida Tandara, spec. med. biokem.;
- Nada Bilopavlović, spec. med. biokem.;
- Daniela Šupe Domić, spec. med. biokem.;
- Lada Stanišić, spec. med. biokem.;
- Katarina Čepić, spec. med. biokem.;
- Adela Galetović, spec. med. biokem.;
- Branka Knežević, spec. med. biokem.;
- Branka Pauković-Sekulić, spec. med. biokem.;
- Katarina Gugo, mag. med. biokem.
- Prethodni nastavnici i suradnici:

Since the establishment of the study of Dental Medicine at the School of Medicine in Split in 2007, the teachers from the Department of Medical Chemistry and Biochemistry have been delivering courses in Medical Chemistry for the first year students and in Biochemistry for the second year students. In addition, since the establishment of the study of Pharmacy in 2009, the teachers from the Department of Medical Chemistry and Biochemistry have been teaching the course in Applied Biochemistry in the third year of study.

Since 2011, when Medical Studies in English were introduced, the teachers from the Department of Medical Chemistry and Biochemistry have been delivering the course in Medical Chemistry and Biochemistry for the second year students.

Moreover, in the postgraduate study programme Tumor Biology, the Department of Medical Chemistry and Biochemistry is responsible for teaching two courses: Immunoassays in Glycomedicine and Research Tumors in Glycomedicine.

Also, the Department's staff teach a number of courses in the studies of Nursing, Radiology and Medical Laboratory Diagnostics at the Department of Health Studies, University of Split.

Teaching is organized in form of lectures, seminars and exercises, involving the use of modern teaching equipment and administration of written and oral exams.

Teachers and associates

- Assoc Prof Anita Markotić, PhD, fully employed
- Prof Irena Drmić- Hofman, PhD, Full Professor on cumulative work contract
- Assist Prof Vedrana Čikeš Čulić, PhD, fully employed
- Nikolina Režić Mužinić, PhD, postdoctoral student, fully employed
- Angela Mastelić, mag. mol. biotech., assistant, fully employed
- Sandra Marijan (ex Dujić Bilušić), mag. for. chem. mol. biol., Teaching Assistant
- Prof Maja Pavela Vrančič, PhD, Full Professor, external associate from the Faculty of Science, Split
- Assoc Prof Olivera Politeo, PhD, external associate from the Faculty of Chemistry and Technology, University of Split
- Assist Prof Mila Radan, PhD, external associate from the Faculty of Chemistry and Technology, University of Split

- do 2016. (umirovljenje) doc. dr. sc. Ilza Salamunić, naslovna docentica sa Zavoda za medicinsku laboratorijsku dijagnostiku KBC-a Split;
- do 2009. (umirovljenje) doc. dr. sc. Marija Višić, vanjska suradnica s Prirodoslovno-matematičkoga fakulteta u Splitu.

Stručna i znanstvena djelatnost

Projekti Katedre za medicinsku kemiju i biokemiju

- 2007. – 2014. Znanstvenoistraživački projekt „Patobiokemija glikosfingolipidnih antigena" br. 216-2160133-0066, MZOŠ RH, voditeljica A. Markotić
- 2007. – 2014. Znanstvenoistraživački projekt „Profil glikoproteina u normalnim i tumorskim stanicama", br. 141-0000000-0080, MZOŠ RH, voditeljica I. Drmić Hofman

Organizacija znanstvenih skupova

Zaposlenici Katedre za medicinsku kemiju i biokemiju bili su članovi organizacijskoga odbora:

2016. HDMBM2016 40. obljetnica HDBMB-a, Split.

External associates from the Department of Medical Laboratory Diagnostics, University Hospital of Split:

- Leida Tandara, PhD, spec. med. biochem.
- Nada Bilopavlović, spec. med. biochem.
- Daniela Šupe Domić, spec. med. biochem.
- Lada Stanišić, spec. med. biochem.
- Katarina Čepić, spec. med. biochem.
- Adela Galetović, spec. med. biochem.
- Branka Knežević, spec. med. biochem.
- Branka Pauković-Sekulić, spec. med. biochem.
- Katarina Gugo, mag. med. biochem.
- Previous teachers and associates:
- Until 2016 (retired) Assist Prof Ilza Salamunić, PhD, Department of Medical Laboratory Diagnostics, University Hospital of Split
- Until 2009 (retired) Assist Prof Marija Višić, PhD, Faculty of Science, University of Split

Professional and scientific activities

Projects of the Department of Medical Chemistry and Biochemistry

- 2007. – 2014. The research project "Pathobiochemistry glycosphingolipid antigens» no. 216-2160133-0066, Ministry of Science Education and Sports, Republic of Croatia, project leader A. Markotić.
- 2007. – 2014. The research project "Glycoprotein profile in normal and tumor cells" no. 141-0000000-0080, Ministry of Science Education and Sports, Republic of Croatia, project leader I. Drmić Hofman

Organization of scientific conferences

Employees of the Department of Medical Chemistry and Biochemistry were members of the organizing committees:

2016. HDMBM2016 40th anniversary of the Croatian Society for Biochemistry and Molecular Biology (HDBMB), Split

Članovi Katedre koji su doktorirali i magistrirali (2007. – 2016.)

Members of the Department who obtained their PhD and Master's degrees during the period 2007 – 2016

Vedrana Čikeš-Čulić. Imunokemijska analiza gangliozida u jetri djelomično hepatektomiranih štakora tretiranih hiperbaričnim kisikom / *Immunochemical analysis of gangliosides in the liver partially hepatectomized rats treated with hyperbaric oxygen*. Doktorski rad / *Doctoral thesis*. Zagreb: Farmaceutsko-biokemijski fakultet; 2009.

Nikolina Režić Mužinić. Hiperkalcijemija uzrokuje proupalni fenotip leukocita i endotelnih stanica štakora / *Hypercalcemia causes pro-inflammatory phenotype of leukocytes and endothelial cells of rats*. Doktorski rad / *Doctoral thesis*. Split: Medicinski fakultet Sveučilišta u Splitu, 2015.

Boravci u inozemstvu

Vedrana Čikeš-Čulić: 2009.: Laboratory of Cellular and Molecular Cardiology, Antwerpen University Hospital, Belgija

Vedrana Čikeš-Čulić: 2012./2013.: The Johns Hopkins University, Baltimore, SAD

Sudjelovanje na kongresima i simpozijima:

Zaposlenici Katedre za biokemiju bili su aktivni sudionici na više od četrdeset nacionalnih, regionalnih, međunarodnih, europskih i svjetskih kongresa iz područja biomedicine od 1993. godine do danas.

Članstva

Zaposlenici Katedre članovi su Hrvatskoga kemijskog društva, Hrvatskoga biokemijskog društva, FEBS-a (Federation European of Biochemical Societies), Hrvatskoga društva medicinskih biokemičara, Hrvatskoga društva za humanu genetiku, Hrvatske udruge leukemija i limfomi te Hrvatskoga društva kemijskih inženjera i tehnologa.

Znanstvene i stručne nagrade/priznanja

2006. nagrada Hrvatskoga društva medicinskih biokemičara „Krešo Lipovac" za najboljega novaka u 2005. godini Vedrani Čikeš-Čulić, dipl. ing. med. biokem., novakinji na projektu voditeljice doc. Anite Markotić.

Plan razvoja Katedre

Zaposlenici Katedre za medicinsku kemiju i biokemiju zbog širenja nastavne aktivnosti Medicinskoga fakulteta na brojne programe dodiplomske i poslijediplomske nastave izvode više od 120 % svoje norma-satnice, stoga je nužno zapošljavanje novih kadrova, ponajprije asistenata.

U idućem razdoblju radit ćemo na izdavačkoj djelatnosti. Katedra namjerava pokrenuti izdavanje praktikuma iz vježba za sve studijske programe.

Zaposlenici Katedre za medicinsku kemiju i biokemiju imaju uspostavljenu izvrsnu suradnju s brojnim istraživačkim grupama: u KBC-u Split s Klinikom za dječje bolesti, Zavodom za patologiju, sudsku medicinu i citologiju te s Klinikom za unutarnje bolesti, pri Medicinskom fakultetu Split sa Zavodom za fiziologiju, Zavodom za farmakologiju i Zavodom za anatomiju, histologiju i embriologiju, u Sveučilišnoj bolnici Antwerpen u Belgiji s Klinikom za kardiologiju, sa School of Chemical Sciences pri Sveučilištu u Aucklandu, Novi Zeland, s laboratorijem za istraživanje raka pri Sveučilištu The Johns

Visits abroad

Vedrana Čikeš Čulić: 2009.: Laboratory of Cellular and Molecular Cardiology, Antwerpen University Hospital, Belgium

Vedrana Čikeš Čulić: 2012./2013.: The Johns Hopkins University, Baltimore, USA

Participation in congresses and symposia

Employees of the Department for Biochemistry have been active participants in over forty national, regional, international, European and international congresses in the field of biomedicine from 1993. to present day.

Memberships

Employees of the Department are members of the Croatian Chemical Society, Croatian Biochemical Society, FEBS (Federation of European Biochemical Societies), Croatian Society of Medical Biochemists, Croatian Society of Human Genetics, Croatian Association of leukemia and lymphoma and the Croatian Society of Chemical Engineers.

Scientific and professional awards / recognitions

2006. - Award of the Croatian Society of Medical Biochemists "Krešo Lipovac" for the best scientific novice in 2005 -Vedrana Čikeš Čulić, BSc. ing. med. biochem., assistant on the project led by Assist Prof Anita Markotić.

Development plan

Employees of the Department of Medical Chemistry and Biochemistry, due to expansion of educational activities at the School of Medicine related to numerous programmes of graduate and postgraduate courses, take on the teaching load of 120% of their standard norm. It is therefore necessary to recruit new staff, primarily assistants.

In the next period, we will work on publishing activities. The Department intends to publish practicum handouts for all study programmes.

The employees of the Department of Medical Chemistry and Biochemistry have established effective cooperation with a number of research groups: with the Department of Paediatrics, Department of Pathology, Forensic Medicine and Cytology, and the Department of Internal Medicine at University Hospital of Split; with the Department of Physiology, Department of Pharmacology and the Department of Anatomy, Histology and Embryology at the School of Medicine Split; with the Clinic for Cardiology at the University

Hopkins u Baltimoru te sa Zavodom za biokemiju na Kemijsko-tehnološkom fakultetu Sveučilišta u Splitu. Sa svim tim grupama surađujemo na raznim znanstvenim projektima i istraživanjima, što u budućem razdoblju planiramo ne samo nastaviti nego i još nadograditi.

Težnja je Katedre za medicinsku kemiju i biokemiju ostvariti jedinstvo znanstvenoga i stručnoga rada te dodiplomske i poslijediplomske nastave, s posebnim težištem na znanstvenom radu jer on čini temelj i oplemenjuje stručni rad i nastavu.

Hospital Antwerp in Belgium; with the School of Chemical Sciences at the University of Auckland, New Zealand; with the Laboratory for Cancer Research at the University Johns Hopkins in Baltimore, and the Department of Biochemistry at the Faculty of Chemistry and Technology, University of Split. With all these groups we have been collaborating on various research projects and fields, which we plan not only to continue in the future, but also to further upgrade and enhance.

The tendency of the Department of Medical Chemistry and Biochemistry is to integrate scientific and professional work, undergraduate and postgraduate courses, with particular emphasis on scientific work because it provides a basis for, and improves professional work and teaching.

Udžbenici, poglavlja u udžbenicima i monografije (2007. – 2016.)

Textbooks, book chapters and monographs during the period 2007 – 2016

1. Markotić A, Glavaš-Obrovac Lj, Varljen J, Žanić-Grubišić T. Biochemistry and Immunology Intersections. Kerala: Research Signpost; 2008.
2. Markotić A, Božić J, Martinić R. Glycosphingolipids: modulators of immune and other cell function. U: Markotić A, Glavaš-Obrovac Lj, Varljen J, Žanić-Grubišić T. Biochemistry and Immunology Intersections. Kerala: Research Signpost; 2008, 69-82.
3. Markotić A. Oksidacija masnih kiselina: ketogeneza. U: Lovrić J, Sertić J. Harperova ilustrirana biokemija. Zagreb: Medicinska naklada; 2011, 184-92. (prijevod)
4. Markotić A. Biosinteza masnih kiselina i eikozanoida. U: Lovrić J, Sertić J. Harperova ilustrirana biokemija. Zagreb: Medicinska naklada; 2011, 193-204. (prijevod)
5. Markotić A. Prijenos i pohrana lipida. U: Lovrić J, Sertić J. Harperova ilustrirana biokemija. Zagreb: Medicinska naklada; 2011, 212-23. (prijevod)
6. Markotić A. Unutarstanično kretanje i razvrstavanje proteina. U: Lovrić J, Sertić J. Harperova ilustrirana biokemija. Zagreb: Medicinska naklada; 2011, 487-505. (prijevod)
7. Jasna Lovrić, Jadranka Sertić. Harpers illustrated biochemistry. Zagreb: Medicinska naklada; 2011. (prijevod članova Katedre)
8. Markotić A. Metabolizam ugljikohidrata. U: Tičinović Kurir T. Patofiziologija endokrinopatija. Split: Redak; 2013, 33-42.
9. Drmić Hofman I, Ježek D, Šimičević L, Sertić J. Kromsom Y i neplodnost u muškaraca. U: Klinička kemija i molekularna dijagnostika u kliničkoj praksi, drugo dopunjeno, obnovljeno izdanje. Zagreb: Sveučilište u Zagrebu, Medicinska naklada; 2014.
10. Drmić Hofman I, Anđelinović Š, Primorac D. Metode analize genomske DNA u sudskoj medicini. U: Metode molekularne biologije u medicini. Priručnik za poslijediplomski studij u području medicine i zdravstva. Zagreb: Sveučilište u Zagrebu, Medicinska naklada; 2016.
11. Drmić Hofman I. Metode molekularne genetike u leukemijama i limfomima. U: genetičko informiranje u praksi. Čulić V, Pavelić J, Radman M. Zagreb: Medicinska naklada; 2016.

Publikacije objavljene u časopisima indeksiranima u bazi Current Contents (2007. – 2016.)

Publications in journals indexed in Current Contents database during the period 2007-2016

Potpuni popis publikacija (23) nalazi se u elektroničkom obliku.

The complete list of publications (23) is enclosed in the digital format.

KATEDRA ZA IMUNOLOGIJU I MEDICINSKU GENETIKU
DEPARTMENT OF IMMUNOLOGY AND MEDICAL GENETICS

Prof. dr. sc. Janoš Terzić / Prof Janoš Terzić, MD, PhD
Pročelnik Katedre / Head of Department

Povijest Katedre

Katedra je osnovana na početku akademske godine 2006./2007. sukladno Bolonjskom procesu i izmjeni plana i programa Fakulteta, usklađenom na razini četiriju medicinskih fakulteta u Republici Hrvatskoj. Katedra je nastala zbog sve većega medicinskog značaja modernih imunoloških i genetičkih bioznanosti i spoznaja. Iako se imunološka znanost počela intenzivno razvijati početkom dvadesetoga stoljeća otkrićem tzv. anti-toksina (protutijela), imunologija je disciplina koja se i danas najintenzivnije razvija. Medicinski rezultati njezina razvoja danas se očituju kroz sve uspješniju imunoterapiju zloćudnih tumora te u prvim naznakama uspješne primjene imunoloških stanica s izmijenjenim genomom (engl. *CRISPR based gene editing*). S druge strane, znanja o genomu čovjeka te primjene modernih tehnologija medicinske genetike omogućuju postupni prelazak na personalizaciju informacija o zdravlju i bolesti. S obzirom na nova i važna znanja koja stalno pristižu, najdinamičnije se mijenjaju nastavni sadržaji upravo iz imunologije i medicinske genetike, što od znanstvenika/predavača Katedre zahtijeva velik radni angažman kako bi se nove spoznaje uključivale u nastavne sadržaje te ih se na prikladan način predstavilo studentima.

History of the Department

The Department of Immunology and Medical Genetics was established at the beginning of the academic year 2006/2007 in accordance with the Bologna process and after intensive modifications of programmes at the School, coordinated between all four Medical Schools in Croatia. The Department was formed due to the increasing medical importance of modern immunological and genetic biosciences. Albeit development of immunology began intensively in the early twentieth century by the discovery of anti-toxins (antibodies), immunology has become a discipline that is still intensely developing. Today, medical results of its development are reflected in successful immunotherapy of malignant tumors, and the first signs of the prosperous application of CRISPR based gene edited of immune cells for the treatment of infectious diseases. On the other hand, knowledge of the human genome and the application of modern technologies allow a gradual transition to personalized medicine. Due to accumulation of the new and important knowledge of all biomedical fields, scientists/lecturers at the Department are continuously and dynamically changing teaching content of Immunology and Medical Genetics courses to be presented to students in an appropriate manner.

Iako je Katedra osnovana s dvojicom znanstvenika (docent i asistent), danas Katedru čine redoviti i izvanredni profesor te dvije docentice, svi s višegodišnjim znanstvenim iskustvom u uglednim inozemnim institucijama. U znanstvenim projektima Katedre sudjeluju i dvojica poslijedoktoranada, dvojica doktoranada i laboratorijska tehničarka. Djelatnici Katedre svoja su otkrića objavili u najprestižnijim znanstvenim časopisima. U proteklih deset godina znanstvenici Katedre dobili su državne i lokalne nagrade za znanost, nekoliko fakultetskih nagrada za najbolji znanstveni rad, a za akademsku godinu 2014./2015. dobili su nagradu za najbolju fakultetsku katedru po izboru studenata u anonimnim anketama.

Navedene činjenice pokazuju da Katedra za imunologiju i medicinsku genetiku okuplja vrlo kompetentne znanstvenike i da je jedna od najkvalitetnijih fakultetskih sastavnica te će i ubuduće na najvišoj razini odgovarati na sve stručne i znanstvene izazove.

Prostorni i radni uvjeti

Katedra je smještena u zgradi temeljnih medicinskih znanosti Medicinskoga fakulteta Sveučilišta u Splitu. Znanstvenoistraživački rad obavlja se u Laboratoriju za istraživanje raka (Slika 2A) u sklopu kojega se nalazi glavni laboratorijski prostor, prostor za rad sa staničnim kulturama, prostor za kemikalije te tamna i hladna soba. Znanstvenici se služe i prostorijom (soba 223) u neposrednom susjedstvu u kojoj se nalaze mnogi zajednički instrumenti. Laboratorij je nedavno obnovljen te je dobio akreditaciju Ministarstva zdravlja za molekularno-biološki istraživački rad (jedini je laboratorij na Sveučilištu s takvom dopusnicom). Laboratorij su posjetili mnogi dobitnici Nobelovih nagrada (Aaron Ciechanover, Ada Yonath, Harald zur Hausen, Tim Hunt, Carlo Rubia), pri čemu su kratkom posvetom i vlastoručnim potpisom ostavili povijesni trag na zidu u Laboratoriju.

Za svoj znanstveni rad djelatnici Katedre koriste se i nastambom za pokusne životinje, a prvi su i jedini koji se služe tzv. *knock-out* miševima u svojim istraživanjima. Također su napisali strukturni projekt potpunoga opremanja nastambe, a koji je uvršten na indikativnu listu Ministarstva znanosti, obrazovanja i sporta. Zaključno, uz podršku Fakulteta, djelatnici Katedre stvorili su vrlo dobre prostorne i radne uvjete.

Nastavna djelatnost

Djelatnici Katedre izvode nastavu iz predmeta Imunologija i Medicinska genetika na trima studijima: studiju Medicine, studiju Medicine na engleskom jeziku i studiju Dentalne

Although the Department was established only ten years ago with two scientists (an Assistant Professor and an Assistant), today the Department is composed of a Full professor, an Associate Professor and two Assistant Professors, all being trained abroad for many years. Moreover, two postdoctoral fellows, two PhD students and a laboratory technician are participating in the scientific projects at the Department. In the past ten years, scientists at the Department have received both national and local scientific awards, several School awards for the best scientific work, and in the academic year 2014/2015 they received the prize for the best Department chosen by students.

All of the above shows that the Department of Immunology and Medical Genetics is one of the best departments at the School of Medicine and will respond in the future at the highest level to all the technical and scientific challenges.

Space and working conditions

Department is located in the Basic Science Building and scientific work is performed in the Laboratory for Cancer Research that comprises main laboratory space, cell culture room, chemical room, dark room and cold room. Scientists also use the room (number 23) with many common instruments. The laboratory has recently been renovated and received the accreditation of the Ministry of Health for conducting molecular biology research activities (the only laboratory at the University with such an authorization). The laboratory was visited by many Nobel Prize laureates (Aaron Ciechanover, Ada Yonath, Harald zur Hausen, Tim Hunt, Carlo Rubia) and during the visit they left a historical mark as short dedication and personal signature on the wall in the laboratory.

Moreover, employees at the Department use the animal house space and are the first and the only researchers at university to use knock-out mice. Employees of the Department have just written the project for the full equipment of the animal facility, which has high probability to be successfully accomplished. In conclusion, with the support of the School of Medicine, the Department has created a very good spatial and working conditions.

Teaching activities

At the Department, lecturers are teaching the Immunology and Medical Genetics courses at Medical study, Medical Studies in English and Dental Medicine study. In the Pharmacy

Nastavno i suradničko osoblje Katedre / *Teaching and Associate Staff of the Department:*
doc. dr. sc. Jelena Korać Prlić, izv. prof. dr. sc. Ivana Marinović Terzić, dr. sc. Matilda Šprung, izv. prof. dr. sc. Ivana Novak Nakir, prof. dr. sc. Janoš Terzić, doc. dr. sc. Jasminka Omerović, Mija Marinković, mag. biol. mol., Blanka Roje, mag. educ. biol. et chem., Tonči Ivanišević, dr. sc. Maja Buljubašić i SandraVujević.

Laboratorij i zid slavnih / *Laboratory and Wall of Fame*



medicine. Na studiju Farmacije nastavnici Katedre izvode dva predmeta: Molekularnu biologiju s genetikom te Imunologiju i cjepiva. Nadalje, na Katedri se izvode i tri izborna predmeta: Biomedicinske zanimljivosti, GMO – naša budućnost ili propast i Molekularna istraživanja u biomedicini.

Svi izabrani nastavnici Katedre imaju višegodišnje međunarodno iskustvo, različitih su struka – doktori medicine, molekularni biolozi, biomedicinari, a takva šarolikost u obrazovanju osigurava Katedri veliku paletu znanja te temelj za bogat, raznolik i moderan način obrazovanja studenata.

Nastavno i suradničko osoblje

Prof. dr. sc. Janoš Terzić pet je godina svoja istraživanja provodio u različitim inozemnim znanstvenim institucijama uključujući University of Connecticut, University of California San Diego, Max Planck Institute Tübingen, Max Planck Institute Göttingen, Ludwig Institute for Cancer Research Uppsala i Imperial Colleague of Science, Medicine and Technology London. Objavio je 50 radova koji su citirani više od 3500 puta. Najznačajniji rad objavio je u časopisu *Cancer Cell* 2009. godine (čimbenik odjeka 24), a koji je do sada citiran u WoS-u više od 800 puta. Za svoj znanstveni rad dobio je Državnu nagradu za znanost, nagradu Ponos Hrvatske te nekoliko lokalnih nagrada. Studenti generacije 2007./2008. izabrali su ga 2013. godine (nakon diplomiranja) za „najdražeg" predavača tijekom studiranja.

Prof. dr. sc. Ivan Đikić upisao je kao prvi kandidat na prijamnom ispitu Medicinski fakultet u Zagrebu, gdje je i diplomirao s prosječnom ocjenom 5,0. Nakon završetka studija odlazi na poslijedoktorsko usavršavanje na New York University, nakon čega se seli u Švedsku, a 2002. godine izabran je za profesora na medicinskom fakultetu Sveučilišta Goethe. Član je Njemačke akademije Leopoldina te Europske akademije. Dobitnik je prestižnih nagrada kao što su Ernst Jung Prize, Gottfried Wilhelm Leibniz Prize, William C. Rose Award. Godine 2010. odlikovan je redom kneza Branimira za promicanje međunarodnog ugleda RH u području znanosti. Objavio je više od 300 radova koji su citirani 20.000 puta. Od 2001. godine profesor je Medicinskoga fakulteta u Splitu, od kada redovito i volonterski sudjeluje u nastavi na Fakultetu te je suvoditelj Laboratorija za istraživanje raka.

Izv. prof. dr. sc. Ivana Marinović Terzić završila je studij Medicine (Sveučilište u Zagrebu, studij u Splitu), te

study, they are covering two courses: Molecular Biology with Genetics and Immunology and Vaccines. Furthermore, three elective courses are held at the Department: Fabulous Biomedical Discoveries, GMOs and Molecular Research in Biomedicine.

All lecturers at the Department have many years of international experience and they have different background education including medical doctors, molecular biologists and medical biochemists. Such diversity in education of Department lecturers provides an extensive range of knowledge and along with it, the potential for a rich, diverse and modern way of educating students.

Teachers and associates

Prof Janoš Terzić graduated Medicine (University of Zagreb, Studies in Split), and finished molecular biology postgraduate studies (University of Zagreb, Faculty of Science). He spent about five years of research in various international research institutions including the University of Connecticut, University of California San Diego, the Max Planck Institute in Tübingen, the Max Planck Institute in Göttingen, Ludwig Institute for Cancer Research in Uppsala, and Imperial Colleague of Science, Medicine and Technology in London. He has published 50 papers that have in total been cited over 3500 times. The most important work published in the journal Cancer Cell 2009, has been cited over 800 times (WoS). For his scientific work he received the National Award for Science, Croatian Pride Prize and several local awards. Generation of students 2007/2008, upon finishing their medical education, elected him a "favourite lecturer" of their whole studies.

Prof Ivan Đikić enrolled as the first on the entrance exam to Medical School in Zagreb where he graduated with an average score of 5.0. After completing his studies, he continued his postdoctoral training at New York University (NYU), then he moved to Sweden to start his research group. In 2002, he became a Professor at Goethe University, School of Medicine in Frankfurt, Germany. He is a member of many respectable societies including German Academy Leopoldina and the European Academy. He has won the Ernst Jung Prize for Medicine, Gottfried Wilhelm Leibniz Prize, William C. Rose Award. In 2010, he was awarded the Order of Duke Branimir for special merits in promoting the international reputation of the Republic of Croatia in the field of science. He has published over 300 papers that have been cited more than 20,000 times. Since 2001, he has been the Professor at School of Medicine in Split where he regularly and voluntarily participates

poslijediplomski studij Temeljne i kliničke medicinske znanosti (Sveučilište u Splitu, Medicinski fakultet). Tri je godine radila u području fiziologije, a potom odlazi na znanstveno usavršavanje na Sveučilište Goethe u Frankfurt te na University of California, San Diego, gdje je objavila znanstveni rad na temelju kojega je stekla doktorat znanosti 2008. Od 2014. izvanredna je profesorica na Medicinskom fakultetu u Splitu. Autorica je 16 znanstvenih radova, od kojih su najznačajniji objavljeni 2008. u časopisu *Proc Natl Acad Sci U S A* (čimbenik odjeka 10) te 2014. u *Nature Genetics* (čimbenik odjeka 24), na kojima je prva autorica. Dobitnica je nagrade Fakulteta za najbolje izrađene znanstvene radove u akademskim godinama 2008./2009. te 2013./2014.

Doc. dr. sc. Ivana Novak Nakir diplomirala je molekularnu biologiju na PMF-u u Zagrebu, a doktorat znanosti stekla je 2006. na Karolinska institutu u Stockholmu u Švedskoj. Za svoje poslijedoktorsko usavršavanje na MEDILSu pod mentorstvom prof. Ivana Đikića dodijeljena joj je prva prestižna EMBO Long Term stipendija u RH. Od 2011. docentica je na Medicinskom fakultetu u Splitu, a od tada usavršavala na Sveučilištu Goethe u Frankfurtu te Scripps Research Institutu u San Diegu. Autorica je 15 znanstvenih radova, citiranih više od 2500 puta, od kojih je najznačajniji 2010. objavljen u *EMBO Reports* i do danas je citiran više od 350 puta. Dobitnica je nagrade Fakulteta za najbolje izrađeni znanstveni rad te godišnje nagrade Hrvatskoga društva za biokemiju i molekularnu biologiju.

Doc. dr. sc. Jasminka Omerović je diplomirala na fakultetu La Sapienza u Rimu gdje je 2005. godine stekla doktorat znanosti iz biotehnologije i nastavila poslijedoktorsko usavršavanje. Od 2006. do 2013. godine bila je na poslijedoktorskim usavršavanjima u Liverpoolu, gdje se bavila onkologijom, endocitozom i staničnom signalizacijom. Ta su istraživanja rezultirala s osam radova o signalnoj mreži EGFR, signalizaciji proteinom Ras te o negativnoj regulaciji onkogenog proteina Ras. Godine 2013. odlazi na poslijedoktorsko usavršavanje na Ludwig Institute for Cancer Research u Uppsali. Do danas je objavila 8 znanstvenih radova. Trenutačno istražuje procese koji povezuju proteinski kompleks VCP i DVC1 te proteosomsku degradaciju i autofagiju.

Dr. sc. Jelena Korać Prlić diplomirala je na Prirodoslovno-matematičkom fakultetu, smjer molekularna biologija 2007., te na Farmaceutsko-biokemijskom fakultetu, smjer medicinska biokemija 2011. Doktorat znanosti stekla je 2013. pod mentorstvom prof. dr. Ivana Đikića radeći na

in teaching and research at the Department.

Assoc Prof Ivana Marinović Terzić graduated Medicine (University of Zagreb, Studies in Split), and finished postgraduate studies "Basic and Clinical Medical Sciences" (University of Split School of Medicine). After three years of work in the field of physiology at the Medical School in Split, she undertook the scientific training at the Goethe University in Frankfurt and later at the University of California, San Diego, where she published an article for which she acquired PhD in 2008. Since 2014, she has been an Associate Professor at the School of Medicine in Split. She is the author of 16 scientific papers, with the most notable ones published in *Proc Natl Acad Sci US* and in 2014 in *Nature Genetics*, where she is the first author. She won the School prize for the best research studies in the academic years 2008/2009 and 2013/2014.

Assist Prof Ivana Novak Nakir graduated Molecular Biology at the Faculty of Science in Zagreb in 2001. She acquired PhD in 2006 at the Karolinska Institute in Stockholm, Sweden. For her postdoctoral training at the MEDILS, under the mentorship of Prof Đikić, she was awarded the prestigious EMBO Long Term Fellowship. Since 2011, she has been Assistant Professor at the School of Medicine in Split. Through the years, she has visited Goethe University in Frankfurt and Scripps Research Institute in San Diego. She is the author of 15 scientific papers, cited over 2500 times, with the most notable one published in EMBO Reports in 2010 that has so far been cited over 350 times. She won the School prize for the best research in the academic year 2011/2012, and the Annual award of the Croatian Society for Biochemistry and Molecular Biology in 2010.

Assist Prof Jasminka Omerović obtained her PhD in Biotechnology from the University of Rome, La Sapienza in 2005, where she completed her undergraduate education and started her postdoctoral research on cancer cell signaling. In 2006, she was given the opportunity to move to Liverpool where she stayed until 2013, as part of Oncology, Membrane Traffic and Signaling group. There she published a series of influential papers describing endocytic signaling network of EGFR, isoform-specific Ras signaling, and negative regulators of mutant Ras signaling. In 2013, she moved to Uppsala, to Ludwig Institute for Cancer Research to work on interacting partners of ErbB-3 kinase-domain mutants. At present, she is testing possible link VCP and DVC1 protein complex to proteasome degradation and autophagy.

Medicinskom fakultetu Sveučilišta u Splitu te na Medicinskom fakultetu Sveučilišta Goethe u Frankfurtu. Od 2013. viša je asistentica/poslijedoktorandica na Katedri za imunologiju i medicinsku genetiku, gdje sudjeluje u znanstvenoj i nastavnoj aktivnosti. Autorica je 7 znanstvenih radova, od kojih su dva najznačajnija objavljena u časopisima *Science* i *Journal of Cell Science* te su do danas citirana više od 350 puta.

Dr. sc. Maja Buljubašić diplomirala je molekularnu biologiju 2005. godine na PMF-u u Zagrebu. Od 2006. do 2015. godine bila je zaposlena kao znanstvena novakinja na Institutu Ruđer Bošković. Pod vodstvom dr. sc. Davora Zahradke izradila je doktorat znanosti 2012. godine. Od 2015. godine radi kao poslijedoktorandica u istraživačkom timu doc. dr. sc. Ivane Novak Nakir.

Marina Degoricija, dipl. ing. završila je studij Molekularne biologije na Prirodoslovno-matematičkom fakultetu Sveučilišta u Zagrebu 2008. godine. Od 2009. godine doktorski je student na poslijediplomskom studiju Biologije novotvorina na Medicinskom fakultetu Sveučilišta u Splitu, gdje sudjeluje u nastavi na Katedri za imunologiju i medicinsku genetiku te Katedri za medicinsku kemiju i biokemiju. Boravila je na znanstvenom usavršavanju na Sveučilištu Goethe u Frankfurtu, Sveučilištu u Zürichu i Nizozemskom institutu za istraživanje raka. Znanstveno djeluje u području tumorske imunologije, iz čega uskoro proizlazi njezina doktorska disertacija.

Mija Marinković, magistra molekularne biologije, magistrirala je 2013. godine na Prirodoslovno-matematičkom fakultetu u Zagrebu, smjer molekularna biologija. Svoj magistarski rad izradila je na Katedri za imunologiju i medicinsku genetiku Medicinskog fakulteta u Splitu pod mentorstvom doc. dr. sc. Ivane Novak Nakir. Od 2014. godine radi kao asistentica na Katedri, a od siječnja 2015. godine zaposlena je kao doktorandica na projektu doc. dr. sc. Ivane Novak Nakir.

Sandra Vujević laboratorijska je tehničarka na Katedri za imunologiju i medicinsku genetiku od 2008. Završila je preddiplomski sveučilišni studij Medicinske laboratorijske dijagnostike u Splitu 2014. godine. Odgovorna je za tehničku organizaciju rada u laboratoriju, nabavu potrebnih kemikalija te je zadužena za upravljanje instrumentima u laboratoriju. Sudjeluje u nastavnoj i znanstvenoj aktivnosti Katedre za imunologiju i medicinsku genetiku gdje priprema vježbe i prikuplja, priprema, čuva uzorke koji se rabe u

Jelena Korać Prlić, PhD graduated Molecular Biology at Faculty of Science, University of Zagreb in 2007 and Medical Biochemistry at the Faculty of Pharmacy and Biochemistry, University of Zagreb, in 2011. She received her PhD in 2013 from School of Medicine, University of Split, under supervision of Prof Ivan Đikić. During her PhD, she was a visiting student at the Medical Faculty of the Goethe University, Frankfurt. Since 2013, she has been a postdoc and senior Teaching Assistant at the Department of Immunology and Medical Genetics, School of Medicine, University of Split, where she participates in research and teaching. Jelena is the author of 7 scientific papers with two most notable papers published in *Nature and Journal of Cell Science* that has been cited more than 350 times.

Maja Buljubašić, PhD graduated in Molecular Biology in 2005 at Faculty of Science in Zagreb. From 2006 until 2015 she worked as a research assistant at Ruđer Boškovic Institute. She completed her PhD thesis on DNA repair in *Escherichia coli* under the supervision of Davor Zahradka, PhD and obtained PhD in Biochemistry and Molecular Biology at the same Faculty in 2012. In 2015, she started her Postdoctoral Fellowship in the research team of Assist Prof Ivana Novak Nakir at the Department of Immunology and Medical Genetics, School of Medicine. The focus of research is mitophagy, special type of autophagy, responsible for clearance of damaged or excessive mitochondria from the cell. Impairments of this process are related to different neurodegenerative diseases and cancer.

Marina Degoricija attained a graduate degree in molecular biology at the Faculty of Science, University of Zagreb in 2008. Since 2009 she has been a postgraduate student at the University of Split School of Medicine, involved in academic courses at the Department of Immunology and Medical Genetics and the Department of Medical Chemistry and Biochemistry. Her scientific interest is tumor immunology and she completed her PhD thesis focused on the role of interleukin 6 in bladder cancer development. She published three papers and had short term fellowships at *Goethe University* Frankfurt; *University of Zurich* and at *Netherlands Cancer Institute*.

Mija Marinković, Master of Molecular Biology, graduated Molecular Biology at the Faculty of Science University of Zagreb in 2013. Her thesis entitled "The role of mitochondrial protein Nix dimerization in mitophagy activation" was completed at the Department of Immunology and Medical

istraživanjima te izvodi neke eksperimente za potrebe istraživačkih projekata.

Stručna i znanstvena djelatnost

Od znanstvenih postignuća Katedre treba istaknuti radove na kojima su znanstvenici Katedre ključni autori, a koji su objavljeni u međunarodno vrlo uglednim časopisima, te koji su od objavljivanja često citirani (više stotina puta). Za istaknuti je da je nedavna međunarodna evaluacija (reakreditacija) Fakulteta (za razdoblje 2009. – 2014.) kao posebno znanstveno dostignuće izdvojila jedino rad koji su znanstvenici Katedre sa suradnicima objavili u vrlo uglednom časopisu *Nature Genetics* (*Nat Genet. 2014;46:1239-44*). Znanstvenici Katedre kao primarni autori ili suautori objavili su radove u najprestižnijim znanstvenim časopisima poput *Nature, Science*, *Cell, PNAS* i slično.

Na Katedri su provedena dva projekta Ministarstva znanosti, obrazovanja i sporta, više manjih projekata, a u tijeku su dva projekta koje financira Hrvatska zaklada za znanost. Projekt koji vodi prof. dr. sc. Janoš Terzić proučava ulogu upale u nastanku zloćudnoga tumora mokraćnoga mjehura, a projekt kojemu je voditeljica doc. dr. sc. Ivana Novak Nakir proučava uklanjanje mitohondrija putem autofagije. U direktnoj suradnji s prof. dr. sc. Ivanom Đikićem i uz njegovu financijsku pomoć, izv. prof. dr. sc. Ivana Marinović Terzić provodi proučavanje proteolitičke funkcije proteina Spartan, doc. dr. sc. Jasminka Omerović proučava ulogu proteina Spartan u procesima endocitoze, a proučava se i uloga proteina Spartan (koristeći se tzv. *knock-in* miševima) u razvoju zloćudnih tumora jetre. Od 1997. do 2016. pod mentorskim vođenjem znanstvenika Katedre izrađeno je 6 doktorskih i magistarskih radnja (a trenutno su još dvije u izradi).

Znanstvenici Katedre organizirali su 6 tečajeva koje su sponzorirale europska molekularnobiološka (EMBO) i biokemijska organizacija (FEBS), i to: 1. 2001. EMBO Lecture Course „Cellular Signaling in Development and Disease"; 2. 2008. EMBO Practical Course „Ubiquitin and SUMO"; 3. 2009. FEBS Practical Course, „Protein Interaction Modules"; 4. 2010. EMBO Practical Course „Ubiquitin and SUMO"; 5. 2011. FEBS Practical Course „Protein Interaction Modules" i 6. 2013. PrimeXS Proteomic Practical Course.

Genetics, School of Medicine in Split, under the supervision of Assistent Professor Ivana Novak Nakir. From 2014, she has been working as an Assistant at the same Department and since January 2015 she has been working as a doctoral student on the HRZZ Installation research project entitled "The role of autophagy receptors in selective removal of mitochondria". She explores the cell mechanisms for removing unnecessary organelles - autophagy, with special emphasis on the mitochondria.

Sandra Vujević completed her undergraduate studies in laboratory diagnostics and works as a laboratory technician/manager in the Department. She is responsible for ordering laboratory consumables as well as handling the equipment. She also helps preparing students' exercises and performs certain sets of experiments.

Professional and scientific activities

Of all the scientific achievements, two research studies deserve our special attention because they have been highly cited and published in scientific journals with high impact factor, Cancer Cell (2009) and EMBO Rep (2010). It is also worth mentioning that our latest publication in Nature Genetics (Nat Genet. 2014, 46:1239-44) was recognized by the International Accreditation Committee as a major scientific achievement of the School of Medicine (for the period of 2009-2014).

Indeed, the group members have participated in a series of studies published in prestigious scientific journals (Nature, Science, Cell, PNAS) and were provided with substantial funding for projects and infrastructures. Two major projects, along with some minor ones, financed by the Ministry of Science, Education and Sports, have just been completed, whereas two more projects, funded by the Croatian Science Foundation, are still in progress. The projects on the investigating the role of inflammation in the development of malignant tumours in bladder, and on autophagic removal of mitochondria have been led by Professor Terzić and Professor Novak Nakir respectively. Furthermore, there is a strong collaborative element through the involvement of Professor Ivan Đikić, from Goethe Institute, Germany whose generous offer to participate provides important additional scientific and financial support for the group. At present, Professor Đikic is working closely with Professor Marinović Terzić on the proteolitic role of Spartan protein and with Professor Omerović on the role of Spartan in protein transport. The other strand of the collaborative departmental work follows

Plan razvoja

Planovi za budući razvoj Katedre uključuju: A. dobivanje novih projekata na kojima će se omogućiti zapošljavanje dodatnih istraživača (u tom su smislu trenutno dva projekta na ocjenjivanju, a planira se prijavljivanje dodatnih projekata); B. pribavljanje suvremene opreme koja će omogućiti najzanimljivija istraživanja i visoku međunarodnu konkurentnost; C. zapošljavanje još jednoga predavača, čime bi se umanjilo postojeće nastavno opterećenje znanstvenika Katedre i D. zapošljavanje jednoga administratora (barem na pola radnog vremena) koji bi sve članove Katedre rasteretio brojnih administrativnih poslova (naručivanje kemikalija, izrada nastavnoga rasporeda itd.) te im omogućio veću posvećenost znanstvenomu radu. Navedene mjere rezultirat će kvalitetnijom znanstvenom i nastavnom djelatnošću.

the intricate role of Spartan protein in tumour development in the liver. Four PhD theses have been completed at the Department.

The Department has organized six courses sponsored by EMBO and/or FEBS: 1. EMBO Lecture Course "Cellular Signaling in Development and Disease" in 2001; 2. EMBO Practical Course "Ubiquitin and SUMO" in 2008; 3. FEBS Practical Course, "Protein Interaction Modules" in 2009; 4. EMBO Practical Course "Ubiquitin and SUMO" in 2010; 5. FEBS Practical Course "Protein Interaction Modules" in 2011, and 6. PrimeXS Proteomic Practical Course in 2013.

Development plan

Measures that need to be undertaken in order to facilitate future development of the Department should include: A. getting more scientific projects by staff scientists; B. securing state-of-the-art scientific equipment at the School level; C. employing one more teacher/scientist at the Department in order to reduce the teaching load of researchers (which takes over 50% of our working hours) and D. employing an administrator for half-time equivalent in order to minimize administration load of our researchers. If proposed measures are implemented, it will result in more productive scientific output and improved outcomes of our students.

Udžbenici, poglavlja u udžbenicima i monografije (2007. – 2016.)

Textbooks, chapters in books and monographs during the period 2007 – 2016

1. Guyton AC, Hall JE. Guyton i Hall: Medicinska fiziologija. Zagreb: Medicinska naklada (prijevod članova Katedre)
2. Turnpenny P, Ellard S. Emery-jeve osnove medicinske genetike. Zagreb: Medicinska naklada. (prijevod članova Katedre)
3. Abbas AK, Lichtman AH, Pillai S. Stanična i molekularna imunologija. (prijevod članova Katedre)
4. Čulić V, Pavelić J, Radman M. Genetičko informiranje u praksi. Zagreb: Medicinska naklada; 2015. (poglavlje u knjizi)
5. Hayat M. Autophagy: Cancer, Other Pathologies, Inflammation, Immunity, Infection, and Aging Volume 6. (poglavlje u knjizi)

Publikacije objavljene u časopisima indeksiranima u bazi Current Contents (2007. – 2016.)

Publications in journals indexed in Current Contents database during the period 2007-2016

Potpuni popis publikacija (26) nalazi se u elektroničkom obliku.

The complete list of publications (26) is enclosed in the digital format.

KATEDRA ZA ISTRAŽIVANJA U BIOMEDICINI I ZDRAVSTVU
DEPARTMENT OF RESEARCH IN BIOMEDICINE AND HEALTH

Prof. dr. sc. Ana Marušić / Prof Ana Marušić, MD, PhD
Pročelnica Katedre / Head of Department

Povijest Katedre

Katedra za istraživanje u biomedicini i zdravstvu nastavak je rada Katedre za znanstvenu metodologiju, koja je izvodila tri odvojena predmeta: Uvod u znanstveni rad, Biostatistiku i Medicinsku informatiku.

Od akademske godine 2010./2011. Katedra mijenja naziv u Katedra za istraživanja u biomedicini i zdravstvu i objedinjuje sva tri predmeta u objedinjeni predmet Istraživanja u biomedicini i zdravstvu koji je vertikaliziran kroz svih šest godina studija Medicine, te prve tri godine (od tadašnjih pet) studija Dentalne medicine. Takva organizacija nastave pratila je suvremene standarde obrazovanja u medicinskoj/zdravstvenoj profesiji: 1) Zakon o reguliranim profesijama i priznavanju inozemnih stručnih kvalifikacija, koji na prvo mjesto popisa znanja i vještina koje se trebaju steći medicinskom izobrazbom stavlja učenje znanstvenih metoda i ocjenjivanja znanstveno utvrđenih činjenica i analize podataka (članak 24. stavak a Zakona) i preporuke Svjetske federacije za medicinsku edukaciju, koja zahtijeva da program medicinske edukacije mora kroz cijeli kurikul učiti principe znanstvene metode, uključujući analitičko i kritičko

History of the Department

Department of Research in Biomedicine and Health is a continuation of the Department of Research Methodology that included three separate courses: Principles of Scientific Work, Biostatistics and Medical Informatics.

Since 2010/2011 academic year, the Department has changed the name into the Department of Research in Biomedicine and Health and unified all three courses into a single course "Research in Biomedicine and Health" that has been vertically integrated throughout all six years of the medical curriculum, and the first year of then 5-year Dental Medicine curriculum. Such course organization followed the contemporary education standards in medical/health profession: 1) Law on regulated professions and acknowledgment of foreign professional qualification, which puts learning scientific methodology, critical appraisal and data analysis at the first place on the list of required knowledge and skills (Article 24 p. of the Law), as well as the recommendations of the World Federation for Medical Education which demands that medical education programmed must, through the whole curriculum, teach the principles of research methodology,

mišljenje, medicinsku istraživačku metodologiju i medicinu utemeljenu na dokazima. Vertikalizirani predmet od 150 sati, koliko je iznosila nastava iz triju združenih predmeta, tako se logično nastavljao na izradu diplomskoga rada na 6. godini, koji je također preuzela Katedra za istraživanja u biomedicini i zdravstvu.

Od akademske godine 2012./2013. vertikalizirani predmet na studiju Medicine smanjen je na prve tri godine studija, a diplomski rad odvojen je u posebnu Katedru za diplomski ispit na 6. godini studija.

Od akademske godine 2013./2014. Katedra izvodi nastavu na 4. godini integriranoga studija Farmacije Znanstveno istraživanje u farmaciji te predmet Statistika na 2. godini istoga Studija.

Katedra je izvodila nastavu na predmetima stručnih studija, a od akademske godine 2011./2012. izvodi nastavu na prediplomskim i diplomskim predmetima samostalnoga Sveučilišnog odjela zdravstvenih studija.

Katedra izvodi i nastavu na studiju Forenzičnih znanosti na Sveučilištu u Splitu.

Katedra je sudjelovala u osnivanju Hrvatskoga centra za globalno zdravlje te aktivno vodi Odjel za međunarodnu znanstvenu komunikaciju.

Katedra je i osnivač Hrvatskoga Cochranea, koji je aktivan u međunarodnoj kolaboraciji Cochrane.

Članovi Katedre aktivni su u međunarodnim organizacijama, uključujući EQUATOR Network, European Association of Science Editors (EASE), World Association of Medical Editors (WAME). Dvije su članice u uredništvu časopisa Journal of Global Health (prof. dr. sc. Marušić glavna je suurednica, a doc. dr. sc. Kolčić je u uredništvu časopisa).

Prostorni i radni uvjeti

Katedra za istraživanja u biomedicini i zdravstvu izrasla je iz suradnje stručnjaka s različitih fakultetskih katedara, stoga je još uvijek prostorno neujedinjena. Budući da su istraživanja koja se provode na Katedri većinom usmjerena na rad sa studentima i zdravstvenim profesionalcima te istraživanje informacija, istraživači na Katedri imaju pristup izvorima informacija, od pristupa bazama podataka do informatičkih učionica. Preko istraživačkih projekata Katedra je nabavila

including analytical and critical thinking, medical research methodology and evidence-based medicine. The vertically integrated course of 150 class hours, the same number of classes as in previous three courses, thus logically continued into activities related to a diploma thesis in the sixth year, that was also taken over by the Department of Research in Biomedicine and Health.

Since the 2012/2013 academic year, the vertically integrated course has been changed to last for the first three years of the medical curriculum, and the diploma thesis was delegated to a separated Department for Diploma Thesis in Curriculum Year 6.

Since the 2013/2014 academic year, the Department has also been teaching the course "Scientific Research in Pharmacy" at the 4th year and the course "Statistics" at the 2nd year of the integrated Pharmacy study programme.

The Department also taught courses at the health professional studies and has been teaching undergraduate and graduate courses at the newly formed University Department of Health Studies in Split.

In addition, the Department delivers the course on Scientific Methodology at the University Department for Forensic Sciences in Split.

The Department contributed to the establishment of the Croatian Centre for Global Health where it actively leads the Department for International Scientific Communication.

The Department is also the founder of Cochrane Croatia which is very active in the international Cochrane collaboration.

The members of the Department are active in international organizations, including the EQUATOR Network, European Association of Science Editors (EASE), and World Association of Medical Editors (WAME). Two members are in the Editorial Board of the Journal of Global Health (Prof Marušić is the co-editor in chief, and Assist Prof Kolčić is Editorial Board member).

Space and working conditions

The Department of Research in Biomedicine and Health has emerged from the collaboration of experts from different School's Departments, and it still not spatially unified. As the research in the Department is mostly focused on working

Nastavno i suradničko osoblje Zavoda / *Teaching and Associate Staff of the Department:*
prof. dr.sc. Matko Marušić, prof. dr. sc. Ana Marušić, izv. prof. dr. sc. Ana Jerončić, dr. sc. Mario Malički i Ivan Buljan, mag. psych.

server za pohranu podataka i održavanje registra RegPok.hr te osigurala nabavu više akademskih licencija za statističke programe MedCalc i SPSS te programe NVivo, EndNote i Adobe Creative Suite.

Nastavna djelatnost (dodiplomska i poslijediplomska)

Katedra izvodi nastavu na sljedećim dodiplomskim predmetima:

- integrirani studij Medicine: Istraživanja u biomedicini i zdravstvu I, II i III;
- integrirani studij Medicine na engleskom jeziku: Research in Biomedicine and Health I, II and III;
- integrirani studij Dentalne medicine: Znanstveno istraživanje I, II i III;
- integrirani studij Farmacije: Znanstvena metodologija u farmaciji (4. godina), Statistika (1. godina);
- preddiplomski i diplomski program Sveučilišnoga odjela zdravstvenih studija: Uvod u znanstveni rad, Informatika u zdravstvu, Osnove zdravstvene statistike, Upotreba znanstvene tehnologije, Informacijski sustavi u zdravstvu, Statistika u zdravstvu i Znanstvenoistraživački rad;
- diplomski program Sveučilišnoga odjela za forenzične znanosti: Znanstvena metodika i statistika u forenzičnim znanostima.

with students and health professionals as well as involved in information studies, the researchers have access to data sources, from databases to computer labs. Through its research grants, the Department has acquired a special server for data storing and maintenance of RegPok.hr register and obtained academic licences for MedCalc and SPSS statistical programmes, as well as NVivo, EndNot and Adobe Creative Suite software.

Teaching activities (graduate and postgraduate)

The Department teaches the following graduate courses:

- Integrated Medical study programmes in Croatian and English: Research in Biomedicine and Health I, II and III
- Integrated Dental Medicine study programme in Croatian: Scientific Research I, II and III
- Integrated Pharmacy Study programme in Croatian: Research Methodology in Pharmacy (the 4th year) and Statistics (the 1st year)
- Undergraduate and graduate programmes at the University Department of Health Studies: Principles of Research, Health Informatics, Principles of Health Statistics, Use of Research Technologies, Information Systems in Health, Statistics in Health, and Scientific Research.
- Graduate programme at the University Department for Forensic Sciences: Research Methodology and Statistics in Forensic Sciences

Katedra nudi nekoliko izbornih predmeta: Postoji li alternativa medicini?, Moj prvi znanstveni rad (e-predmet svih medicinskih fakulteta), Filmska otkrića, Zašto znanstvenici varaju?

Katedra je odgovorna za sljedeće predmete na doktorskim studijima:
• TRIBE – Translacijska istraživanja u biomedicini: Izrada plana istraživanja (prof. dr. sc. Matko Marušić), Etika u istraživanjima (prof. dr. sc. Ana Marušić), Uvod u znanstveni rad (prof. dr. sc. Matko Marušić);
• Klinička medicina utemeljena na dokazima: uz prof. dr. sc. Davora Eterovića (Katedra za medicinsku fiziku i biofiziku) koji je osmislio i vodi kolegij Klinička biostatistika, doc. dr. sc. Ana Jerončić suvoditeljica je kolegija;
• Biologija novotvorina: Planiranje i pisanje znanstvenog rada (prof. dr. sc. Matko Marušić).

Nastavno i suradničko osoblje

Nastavnici Katedre za istraživanje u biomedicini i zdravstvu tradicionalno su stručnjaci s različitih katedara Fakulteta, ali sad je Katedra izgradila čvrstu jezgru istraživača i nastavnika koji su zaposleni samo ili najvećim dijelom na Katedri.

Stalni članovi Katedre za istraživanja u biomedicini i zdravstvu:

1. Dr. sc. Ana Marušić, dr. med., redovita profesorica u trajnom zvanju; pročelnica Katedre (profesorica i na Katedri za anatomiju)
2. Dr. sc. Matko Marušić, dr. med., redoviti profesor u trajnom zvanju
3. Dr. sc. Ana Jerončić, docentica i viša znanstvena suradnica
4. Dr. sc. Mario Malički, dr. med., viši znanstveni asistent.

Suradnici Katedre (nastavnici koji imaju barem 40 sati nastave na Katedri):

1. Dr. sc. Zoran Đogaš, dr. med., redoviti profesor u trajnom zvanju (Katedra za neuroznanost)
2. Dr. sc. Renata Pecotić, dr. med., docentica (Katedra za neuroznanost)
3. Dr. sc. Ivana Kolčić, dr. med., docentica (Katedra za javno zdravstvo)
4. Dr. sc. Irena Zakarija Grković, dr. med., docentica (Katedra za kliničke vještine)
5. Dr. sc. Tina Poklepović Peričić, dr. med. dent. (Dom zdravlja Splitsko-dalmatinske županije)
6. Mr. sc. Shelly Pranić (Katedra za javno zdravstvo)
7. Dr. sc. Lana Barać (Ured za znanost)

The Department also offers several elective courses: Is There Alternative to Medicine, My First Scientific Article (e-course for all Croatian medical schools), Cinematic Discoveries, Why Scientists Cheat?

The Department is responsible for the following courses at School's doctoral programmes.
• TRIBE – Translation Research in Biomedicine: Research Plan (Prof Matko Marušić, PhD), Research Ethics (Prof Ana Marušić, PhD), Principles of Research (Prof Matko Marušić, PhD)
• Evidence Based Clinical Medicine: Assist Prof Ana Jerončić, PhD is a co-leader of the course Clinical Biostatistics, together with Prof Davor Eterović, PhD form the Department of Physics and Biophysics).
• Biology of the Neoplasms: Planning and Writing Research (Prof Matko Marušić, PhD)

Teachers and collaborators

The teachers at the Department of Research in Biomedicine and Health have traditionally been the experts from other School's Departments, but now the Department has a strong core of researchers and teachers who are employed exclusively or predominantly at the Department.

The permanent members of the Department of Research in Biomedicine and Health are:

1. Prof Ana Marušić, MD, PhD, Tenured Full Professor; Department Head (teaches also at the Department of Anatomy)
2. Prof Matko Marušić, MD, PhD, Tenured Full Professor
3. Assist Prof Ana Jerončić, PhD, Senior Research Associate
4. Mario Malički, MD, PhD, Senior Research Assistant

Teaching collaborators (teachers from other Departments or institutions who have at least 40 hours of teaching at the Department):

1. Prof Zoran Đogaš, MD, PhD, Tenured Full Professor (Department of Neuroscience)
2. Assist Prof Renata Pecotić, MD, PhD (Department of Neuroscience)
3. Assist Prof Ivana Kolčić, MD, PhD (Department of Public Health)
4. Assist Prof Irena Zakarija Grković, MD, PhD (Department of Clinical Skills)
5. Tina Poklepović Peričić, DMD, PhD (Health Centre of the Split-Dalmatian County)
6. Shelly Pranić, MSc (Department of Public Health)
7. Lana Barać, PhD (Office for Research)

8. Ana Utrobičić, prof. (Središnja medicinska knjižnica)
9. Frane Mihanović, mag. med. rad., viši predavač (Zdravstveni studiji)
10. Ana Stipčić, mag. soc. (Zdravstveni studiji)
11. Danijel Nejašmić, dipl. ing. (Laboratorij za istraživanje slušanja i govora).

Prethodni voditelji nastave

Mnogo je nastavnika i drugih stručnjaka sudjelovalo u uspostavljanju Katedre i izvođenju nastave. Prije svih izdvajamo prof. dr. sc. Zorana Đogaša, koji je osnovao i dugo godina vodio Katedru za znanstvenu metodologiju i poticao njezino osamostaljenje i razvoj. Uz profesora Đogaša, koji je bio i voditelj predmeta Uvod u znanstveni rad u medicini, u voditeljstvu drugih predmeta sudjelovali su sljedeći nastavnici: prof. dr. sc. Davor Eterović (Katedra za medicinsku fiziku i biofiziku), prof. dr. sc. Rosanda Mulić, dr. med. (Katedra za javno zdravstvo); prof. dr. sc. Ante Rozga (Ekonomski fakultet Sveučilišta u Splitu); prof. dr. sc. Goran Kardum (Filozofski fakultet Sveučilišta u Splitu).

Stručna i znanstvena djelatnost

Katedra je vrlo aktivna u stručnom i znanstvenom radu. Donosimo samo neke od aktivnosti.

Projekti:

- Ministarstvo znanosti, obrazovanja i športa (MZOŠ): Projekt informacijske tehnologije, „Regpok.hr – Hrvatski registar kliničkih ispitivanja", 2009. – 2010. (glavna istraživačica: prof. dr. sc. Ana Marušić)
- COPE (Committee on Publication Ethics): Istraživački projekt „Authorship across diciplines" 2009. – 2010. (glavna istraživačica: prof. dr. sc. Ana Marušić)
- MZOŠ: Istraživački projekt „Molekularne interakcije kosti i koštane srži", 2007. – 2014. (glavna istraživačica: prof. dr. sc. Ana Marušić)
- MZOŠ: Istraživački projekt „Utjecaj znanstvenog časopisa na hrvatsku medicinsku zajednicu", 2007. – 2014. (glavni istraživač: prof. dr. sc. Matko Marušić)
- FP7-HEALTH-2010 Cooperation: „OPEN: Overcome failure to publish negative findings", 2011. – 2012. (prof. dr. sc. Ana Marušić voditeljica radne skupine)
- COST ACTION TD1306 New Frontiers of Peer Review (PEER-RE), od 2014. (prof. dr. sc. Ana Marušić voditeljica radne skupine i članica Upravnoga odbora)
- Hrvatska zaklada za znanost (HRZZ): „Profesionalizam u zdravstvu", od 2015. godine (glavna istraživačica: prof. dr. sc. Ana Marušić)

8. Ana Utrobičić, Prof (Central Medical Library)
9. Frane Mihanović, mag. med. rad., Senior Lecturer (University Department of Health Studies)
10. Ana Stipčić, mag. soc. (University Department of Health Studies)
11. Danijel Nejašmić, dipl. ing. (Laobratory for Hearing and Speech Laboratory)

Previous Heads

Many teachers and other experts contributed to the establishment of the Department and its teaching. The exceptional contribution of Prof Zoran Đogaš is especially acknowledged here because he established the original course and chaired the Department of Research Methodology for many years, as well as supported and initiated its independence and development. In addition to Prof Đogaš, who also coordinated the course Principles of Research in Medicine, the following teachers coordinated other courses: Prof Davor Eterović, PhD (Department of Physics and Biphysics), Prof Rosanda Mulić, MD, PhD (Department of Public Health); Prof Ante Rozga, PhD (University of Split, Faculty of Economics); Prof Goran Kardum, PhD (University of Split, Faculty of Humanities and Social Sciences).

Professional and scientific activities

The Department of Research in Biomedicine and Health has a very active research activity. Here we list only some of the Department's activities.

Grants:

- Ministry of Science, Education and Sports (MSES): Information technology grant "Regpok.hr – Croatian register of clinical trials", 2009-2010 (principal investigator: Prof Ana Marušić, MD, PhD)
- COPE (Committee on Publication Ethics): Research grant "Authorship across disciplines", 2009-2010 (principal investigator: Prof Ana Marušić, MD, PhD)
- MSES: Research grant "Molecular interactions of bone and immune cells", 2007-2014 (principal investigator: Prof Ana Marušić, MD, PhD)
- MSES: Research grant "Influence of a scientific journal on Croatian medical community", 2007-2014 (principal investigator: Prof Matko Marušić, MD, PhD)
- FP7-HEALTH-2010 Cooperation: "OPEN: Overcome failure to publish negative findings", 2011.-2012. (Prof Ana Marušić, MD, PhD, workpackage leader)
- COST ACTION TD1306 New Frontiers of Peer Review (PEER-RE), since 2014 (Prof Ana Marušić, MD, PhD, workpackage leader and management committee member)

- H2020 projekt „HEIRRI – Higher Education Institutions and Responsible Research and Innovation", od 2015. (prof. dr. sc. Ana Marušić voditeljica radne skupine i članica Upravnoga odbora)

Sukladno nazivu Katedre „Istraživanja u biomedicini i zdravstvu", članovi Katedre isprofilirali su se i u interdisciplinarne znanstvenike u području biomedicine i zdravstva. Surađivali su na nizu znanstvenoistraživačkih projekata iz različitih polja i grana medicine, od kliničkih pokusa do epidemioloških istraživanja. Suradnje na projektima koje su rezultirale zajedničkim publikacijama:

- FP7-INFRASTRUCTURES-2010-1 Research Grant, European Sequencing and Genotyping Infrastructure (ESGI) project: „Understanding patterns of genome-wide heterozygosity in a sample of the Croatian isolated populations", 2013., istraživač: Ozren Polašek
- European Research Council, Starting Grant „Sequencing population isolates to find complex trait loci", 2011., istraživačica: Elephteria Zeggini
- Marie Curie projekt: „The biomedical and sociological effects of sleep restriction", 2008., istraživačica: Irene Tobler
- HRZZ, Biološki učinci vina: utjecaj vinifikacijske tehnologije, dealkoholizacije i starenja vina (HRZZ-8652), istraživač: Mladen Boban
- MZOŠ, Odrednice zdravlja i bolesti u općoj i izoliranim ljudskim populacijama (216-1080315-0302), istraživač: Ozren Polašek
- MZOŠ, Patobiokemija glikosfingolipidnih antigena (216-2160133-0066), istraživačica: Anita Markotić
- MZOŠ, Genetska epidemiologija šećerne bolesti tip 1 u populaciji Hrvatske (216-1080315-0293), istraživačica: Tatijana Zemunik
- MZOŠ, Kardiovaskularni učinci vina i njegovih sastojaka (216-2160547-0537), istraživač: Mladen Boban
- MZOŠ, Patogeni koje prenose člankonošci u južnoj Hrvatskoj (216-0481153-1148), istraživačica: Volga Punda-Polić
- MZOŠ, Etiologija i patogeneza PCOS – odabir terapije i metaboličke posljedice (108-0000000-0388), istraživačica: Dinka Pavičić Baldani, Medicinski fakultet, Zagreb
- UKF projekt, Neurophysiologic markers generated by electrical and magnetic stimulation of motor speech related cortical areas, istraživač: Vedran Deletis
- Croatian Science Foundation (HRZZ): "Professionalism in Health", since 2015 (principal investigator: Prof Ana Marušić, MD, PhD)
- H2020 grant "HEIRRI – Higher Education Institutions and Responsible Research and Innovation", since 2015 (Prof Ana Marušić, MD, PhD, workpackage leader and management committee member)

In accordance to the mission of the Department of Research in Biomedicine and Health, the members of the Department are interdisciplinary experts in the area of biomedicine and health. They collaborate on many research projects in different research fields, from clinical to epidemiological studies. This collaboration resulted in a number of published articles:

- FP7-INFRASTRUCTURES-2010-1 Research Grant, European Sequencing and Genotyping Infrastructure (ESGI) project: "Understanding patterns of genome-wide heterozygosity in a sample of the Croatian isolated populations", 2013, Principal investigator: Ozren Polašek
- European Research Council, Starting Grant "Sequencing population isolates to find complex trait loci", 2011, Principal investigator: Elephteria Zeggini
- Marie Curie project: "The biomedical and sociological effects of sleep restriction", 2008, Principal investigator: Irene Tobler
- HRZZ, Biological effects of wine: influence of winification technology, dealcoholisation and wine aging (HRZZ-8652), Principal investigator: Mladen Boban
- MSES, Determinants of health and disease in general and isolated populations (216-1080315-0302), Principal investigator: Ozren Polašek
- MSES, Pathobiochemistry of glycosphingolipid antigens (216-2160133-0066), Principal investigator: Anita Markotić
- MSES, Genetic epidemiology of type I diabetes in Croatian population (216-1080315-0293), Principal investigator: Tatijana Zemunik
- MSES, Cardiovascular effects of wine and its components (216-2160547-0537), Principal investigator: Mladen Boban
- MSES, Arthropod-borne pathogens in south Croatia (216-0481153-1148), Principal investigator: Volga Punda-Polić
- MSES, PCOS ethiology and pathogenesis – therapy choice and metabolic consequences (108-0000000-0388), Principal investigator: Dinka Pavičić Baldani, School of Medicine, Zagreb
- UKF grant, Neurophysiologic markers generated by electrical and magnetic stimulation of motor speech related cortical areas, Principal investigator: Vedran Deletis

Organizacija znanstvenih skupova:

- Glavni organizator: 12th EASE General Assembly and Conference; Split, 13. – 15. lipnja 2014.
- Summer School of Scientific Communication; Split, 15. – 18. srpnja 2013.
- Summer School of Scientific Communication for Multidisciplinary Audiences; Split, 30. lipnja – 3. srpnja 2015.
- EASE Course for Journal Editors: How to be a successful editor, Split, 11. – 12. srpnja 2013.
- Workshop for Editors: Publishing Integrity in the Digital Age; Split, 6. – 7. srpnja 2012.
- Ljetna škola znanstvene komunikacije za doktorande, Hrvatska zaklada za znanost; Split, 13. – 17. srpnja 2009., 12. – 16. srpnja 2010., 22. – 26. kolovoza 2011.
- EMBO Practical Course "Anatomy and Embryology of the Mouse", 2010. i 2012. godine.

Organization of scientific meetings:

- Principal organizer: 12th EASE General Assembly and Conference; Split, 13-15 June 2014
- Summer School of Scientific Communication; Split, 15-18 July 2013
- Summer School of Scientific Communication for Multidisciplinary Audiences; Split, 30 June - 3 July 2015
- EASE Course for Journal Editors: How to be a successful editor, Split, 11-12 July 2013
- Workshop for Editors: Publishing Integrity in the Digital Age; Split, 6-7 July 2012
- Summer School of Scientific Communication for doctoral students, Croatian Science Foundatio; Split, 13-17 July 2009, 12-16 July 2010, 22-26 August 2011
- EMBO Practical Course "Anatomy and Embryology of the Mouse", 2010 and 2012

Međunarodni znanstveni skupovi na kojima su članovi Katedre bili članovi organizacijskoga odbora:

- Konferencija BIOMAG2010 17th International Conference on Biomagnetism, Dubrovnik, 28. ožujka – 1. travnja 2010. (doc. dr. sc. Ana Jerončić)
- EMMIT 2010 – 6th International Conference on Euro-Mediterranean Medical Informatics and Telemedicine, Split, 26. – 28. rujna 2010. (doc. dr. sc. Ana Jerončić)

Membership in programme committees of international conferences:

- Confernece BIOMAG2010 17th International Conference on Biomagnetism, Dubrovnik, 28 March - 1 April 2010 (Assist Prof Ana Jerončić)
- EMMIT 2010 – 6th International Conference on Euro-Mediterranean Medical Informatics and Telemedicine, Split, 26-28 September 2010 (Assist Prof Ana Jerončić)

Doktorati (2007. – 2016.) / *Doctoral theses*

- Mirjana Huić. Potpunost registracije, promjene u registraciji i točnost objave rezultata randomiziranih kliničkih ispitivanja u općemedicinskim časopisima, 2013. (Medicinski fakultet Sveučilišta u Splitu; mentorica: prof. dr. sc. Ana Marušić)
- Lana Barać. Definitions and research of authorship across various scholarly disciplines, 2015. (Sveučilište u Zadru; mentorica: prof. dr. sc. Ana Marušić)
- Mario Malički. Pouzdanost znanstvenih publikacija u biomedicini, 2015. (Medicinski fakultet Sveučilišta u Splitu; mentorica: prof. dr. sc. Ana Marušić)
- Varja Đogaš. Povezanost radne motivacije studenata medicine i sklonost varanju tijekom studiranja, 2015. (Medicinski fakultet Sveučilišta u Splitu; mentorica: doc. dr. sc. Ana Jerončić)

Plan razvoja (kadrovi, nastava, znanstveni rad)

Katedra planira kadrovsko ojačanje stručnjacima koji mogu pridonijeti nastavnom i istraživačkom radu specifičnom za Katedru, prije svega vezanom uz medicinu utemeljenu na dokazima.

Development Plan (staff, teaching, research)

The Department of Research in Biomedicine and Health plans further strengthening of human resources, particularly by attracting researchers with expertise in evidence-based medicine and education research.

Trenutna istraživanja na Katedri usmjerena su na testiranje novih načina učenja medicine utemeljene na dokazima, stoga će se ta znanja primijeniti za unaprjeđenje nastave na Katedri, uključivo i obnovu već postojećih udžbenika i izradu novih nastavnih pomagala. Katedra je već pilotirala uporabu e-predmeta te od akademske godine 2016./2017. planira u potpunosti sve predmeta postaviti na sustav za e-učenje Merlin koji održava CARNet.

Katedra planira nastavak svih istraživačkih aktivnosti, posebice iz triju trenutno aktivnih projekata, jednoga Hrvatske zaklade za znanost, a drugih dvaju međunarodnih projekata koje financira Europska Unija. Istraživanja su usmjerena na medicinu utemeljenu na dokazima, znanstvenu komunikaciju, odgovorno istraživanje i inovacije te profesionalizam u medicini.

Current research activity of the Department is focused on testing new educational methods for evidence-based medicine and the knowledge generated by this research will be applied in teaching, including the revision of existing textbooks and creation of new educational tools. The Department piloted the use of e-learning platform, and plans to completely switch to Merlin, e-learning platform of CARNet, in 2016./2017. academic year.

The Department plans to continue its research activities, particularly in relation to three currently active research grants, one from the Croatian Science Foundation and two Horizon 2020 research grants. The research is focused on evidence-based medicine, scientific communication, responsible research and innovation, and professionalism in medicine.

Udžbenici, poglavlja u udžbenicima i monografije (2007. – 2016.)

Textbooks, book chapters and monographs during the period 2007 – 2016

Udžbenici / *Textbooks*

1. Ferenczi E, Muirhead N. Doktor u jednom potezu: Statistika i epidemiologija. Zagreb: Medicinska naklada; 2012. (prijevod članova Katedre).
2. Marušić M. Uvod u znanstveni rad u medicini, 5. izdanje. Zagreb: Medicinska naklada; 2013. (članovi Katedre su autori)
3. Marušić M. Principles of Research in Medicine, 2nd edition. Zagreb: Medicinska naklada; 2016.

Poglavlja u knjigama / *Book chapters:*

1. Marušić M, Marušić A. The Croatian Medical Journal: success and consequences. U: Bennett K. The semi-periphery of academic writing: discourses, communities and practices. Basinstoke, UK: Palgrave Macmillan; 2014, 210-20.
2. Marušić A, Marušić M. Hrvatski znanstveni časopisi: teška pitanja na koja nije teško odgovoriti. U: Hebrang Grgić I. Hrvatski znanstveni časopisi i knjižnice: jučer, danas, sutra. Zagreb: Školska knjiga; 2015, 15-36.
3. Marušić A, Marušić M. King R. 3.3: Establishing a new journal. U: Smart P, Maisonneuve H, Polderman A. Science Editors' Handbook. European Association of Science Editors; 2013.
4. Marušić A, Marušić M. 3.5: Organizing the editorial office and educating contributors. U: Smart P, Maisonneuve H, Polderman A. Science Editors' Handbook. European Association of Science Editors; 2013.
5. Marušić A, Marušić M. 3.6: Scientific authorship. U: Smart P, Maisonneuve H, Polderman A . Editors' Handbook. European Association of Science Editors; 2013.
6. Marušić A, Marušić M. 6.10: Promotion of journals, especially small scholarly journals. U: Smart P, Maisonneuve H, Polderman A. Science Editors' Handbook. European Association of Science Editors; 2013.

Monografije / *Monographs:*

1. Marušić M. Life of an editor. Zagreb: Medicinska naklada, 2010.
2. Marušić M, Utrobičić A, Malički M. Passages to Split/Put u Split. Split: Medicinski fakultet u Splitu, 2011.
3. Marušić M. Nastavni program medicina. Integrirani preddiplomski i diplomski studij. Split: Medicinski fakultet u Splitu, 2011.

Publikacije objavljene u časopisima indeksiranima u bazi Current Contents (2007. – 2016.)

Publications in journals indexed in Current Contents database during the period 2007-2016

Ovdje se navode samo članci koje su objavili stalni članovi Katedre nakon što je Katedra objedinila svoje nastavne i znanstvene aktivnosti, od akademske godine 2010./2011.

Potpuni popis publikacija (71) nalazi se u elektroničkom obliku.
The complete list of publications (71) is enclosed in the digital format.

Literatura / *References*

1. Zakon o reguliranim profesijama i priznavanju inozemnih stručnih kvalifikacija, NN 82/15. Dostupno na: http://www.zakon.hr/z/499/Zakon-o-reguliranim-profesijama-i-priznavanju-inozemnih-stru%C4%8Dnih-kvalifikacija [Pristup 15. lipnja 2016.]
2. World Federation for Medical Education. Basic Medical Education; WFME Global Standards for Quality Improvement. Dostupno na: http://wfme.org/standards/bme/78-new-version-2012-quality-improvement-in-basic-medical-education-english/file. [Pristup 15. lipnja 2016.]
3. Marušić A, Malički M, Sambunjak D, Jerončić A, Marušić M. Teaching science throughout the six-year medical curriculum: two-year experience from the University of Split School of Medicine, Split, Croatia. Acta Med Acad. 2014;43 (1):50-62.

KATEDRA ZA MEDICINSKU HUMANISTIKU
DEPARTMENT OF MEDICAL HUMANITIES

Izv. prof. dr. sc. Darko Duplančić / Assoc Prof Darko Duplančić, MD, PhD
Pročelnik Katedre / Head of Department

Povijest Katedre

Odgovornost, čast i privilegija Katedre za medicinsku humanistiku leži u prijenosu novih saznanja, u formiranju stavova i u nadogradnji postojećih vještina studenata medicinskih profesija.

Rasprave na ovom Fakultetu počele su prije nekoliko godina nastojanjima pojedinaca da vertikaliziraju nastavu iz medicinske etike kroz svih šest godina studija Medicine. Upornim promicanjem novih ideja i trendova u modernoj medicinskoj edukaciji dekana prof. dr. Matka Marušića, što je prepoznalo i novo rukovodstvo Fakulteta, odlukom Fakultetskoga vijeća početkom 2009. uveden je novi predmet – Medicinska humanistika te započet projekt njegova osmišljavanja i implementacije. Radi toga okupljena je mala grupa nastavnika – entuzijasta, sa splitskoga Fakulteta, ali i ostalih domaćih i međunarodnih sveučilišta (organizacija), osnažena mladim i u tom pogledu već obrazovanim kolegama, koji su za zadatak imali izraditi koncept kurikula predmeta i način njegova izvođenja. Na čelu s prof. Marijom Definis-Gojanović, dosad znanom studentima s kolegija Sudske medicine; profesoricom koja je u posljednjih nekoliko godina ocijenjena najboljim ocjenama za predavača na studiju Medicine, te s Vladimirom Šimunovićem, Markom Jukićem, Livijom Brisky, Ivanom Kešinom, Jasminom Rogulj, Ivanom Čizmić,

History of the Department

The Department of Medical Humanities has responsibility, honour and privilege to transfer new knowledge, create attitudes and upgrade existing skills to meet the requirements of medical profession.

Several years ago, the idea about vertical integration of medical ethics teaching was generated and individual efforts made to organize the course throughout all six years of the study programme in Medicine. Persistent promotion of new ideas and trends in modern medical education encouraged by the Dean, Prof Matko Marušić, and recognized by the new management of the School of Medicine, resulted in the introduction of the new course, Medical Humanities, that was approved by the Faculty Council at the beginning of 2009. A small group of teachers - enthusiasts, members of the University of Split School of Medicine, started to work on this project, together with younger colleagues, who were delegated the task to design the curriculum and find the best possible models of its implementation. The Department was established under the supervision of Prof Marija Definis - Gojanović, Professor of Forensic Medicine, and with assistance of Vladimir Šimunović, Marko Jukić, Livia Brisky, Ivan Kešina, Jasmina Rogulj, Ivana Čizmić, Goran Mijaljica, and Mario Malički. The Department was responsible for organizing

Goranom Mijaljicom i Marijem Maličkim, osnovana je jezgra Katedre za medicinsku humanistiku. Pod plašt Katedre došli su dosad postojeći predmeti – Uvod u medicinu, Povijest medicine, Etika i bioetika, Engleski jezik te nekoć prisutna Medicinska sociologija. Sada pod novim nazivom predmeta Medicinska humanistika I-VI, studenti medicine svake će se godine iz druge perspektive upoznati sa svojim budućim poslom. Uvod u medicinu, prvi kolegij na studiju Medicine, studente će upoznati ne samo s formalnostima studiranja već i obvezama koje se od njih očekuju i savjetima kako što uspješnije učiti. Kolegij o ljudskim pravima na drugoj godini upoznat će studente s osnovnim dokumentima ljudskih prava današnjice te problematikom zaštite ljudskih prava, prava izbjeglica, azilanata i ranjivih skupina. Kolegijima Etike i Bioetike na trećoj i četvrtoj godini te Transplantacijske medicine i Palijativne skrbi na petoj i šestoj godini potaknut ćemo studente na razmišljanja o utjecaju njihova rada na život ljudi koji im se obraćaju za pomoć. Premda okvirno neke teme dominiraju na pojedinim godinama, smatramo da smo uspjeli obuhvatiti one aspekte medicinskoga zvanja koji izazivaju najviše moralno promišljanje, kako bi studenti uistinu doživjeli ovih šest predmeta kao neizostavan dio svojega obrazovanja. Upravo zbog toga kolegijem Povijest medicine, također na šestoj godini studija, nastojat ćemo još jednom istaknuti važnost korijena medicine koji su doveli do medicine kakvu imamo danas i koji nam mogu pomoći u kreiranju medicine budućnosti.

Nakon profesora Šimunovića 2013. Katedru preuzima prof. Darko Duplančić, a od 2015. Katedra preuzima predmet Farmaceutska etika na studiju Farmacije.

Nastavna djelatnost

Katedra Medicinske humanistike nastavu drži na studiju Medicina na engleskom i hrvatskom jeziku te na studiju Farmacija na hrvatskom jeziku. Nastava se zasada odvija u obliku predavanja i seminara u kojima studenti aktivno sudjeluju, ali u planu je i izvođenje nastave na „terenu", kako na klinikama i zavodima bolnice tako i na mjestima arheoloških nalaza te posjetima građevinama, prostorijama i eksponatima koji su dio povijesti medicine. Također se planira uključivanje studenata u konkretne probleme medicinske etike u kliničkom radu i radu etičkih tijela (odbora ili povjerenstava). Katedra radi na pripremi skripata za svaku godinu nastave te sveučilišne knjige koja bi obuhvatila sve navedeno i koju bismo preveli na engleski jezik.

the courses that had already been taught - Introduction to Medicine, History of Medicine, Ethics and Bioethics, English, and Medical Sociology - now only under the new name, Medical Humanities I-VI. The intention was to gradually introduce students to their future profession, providing them with a different perspective in each following year. During the course Introduction to Medicine, the first course taught at the School of Medicine, students become familiar not only with the formalities of the study, but also with their responsibilities and tips on how to learn more effectively. In the course Human Rights, that is taught in the second year, students are introduced to basic documents referring to human rights, protection of human rights, refugee rights, rights of asylum seekers and of other vulnerable groups. Courses in Ethics and Bioethics taught in the third and fourth year, and in Transplantation Medicine and Palliative Care in the fifth and sixth year of study, encourage students to think about influence of their future work on patients' health and lives in general. Although some medical and ethical issues prevail in certain semesters, we feel that we have been able to cover those aspects of medical profession that encourage the deepest moral reflection, so that students can truly experience these courses as an essential part of their education. For this reason, in the course History of Medicine, in the sixth year of study, we once again highlight the importance of the roots of medicine that led to the development of modern medicine that we practice today and that can help us anticipate the future of medicine.

Prof Šimunović, PhD was the Head of the Department until 2013. The position was then taken over by Assoc Prof Darko Duplančić, PhD. Since 2015, the Department has been responsible for running the course in Pharmaceutical Ethics in the Pharmacy study programme.

Teaching activities

The Department members teach courses in Medical Humanities for students of Medical Studies in English as well as for those studying Medicine and Pharmacy in Croatian. So far, classes have been delivered in form of lectures and seminars in which students have been actively participating. Field teaching organized in hospital clinics and departments, archaeological sites, through visits to buildings, rooms and exhibits that are part of the history of medicine is also being planned. We intend to include students in dealing with specific problems related to medical ethics in clinical practice and in the work of ethical committees. The Department staff are

Nastavno osoblje Katedre / *Teaching Staff of the Department:*
doc. dr. sc. Slavica Kozina i izv. prof. dr. sc. Darko Duplančić

Nastavničko i suradničko osoblje:

- izv. prof. dr. sc. Darko Duplančić – pročelnik Katedre za medicinsku humanistiku
- doc. dr. sc. Slavica Kozina – zamjenica pročelnika Katedre za medicinsku humanistiku
- prof. dr. sc. Marija Definis-Gojanović , dr. med.
- prof. dr. sc. Ivan Kešina, Katolički bogoslovni fakultet, Sveučilište u Splitu
- prof. dr. sc. Ivan Kešina
- doc. dr. sc. Marko Jukić, dr. med.
- doc. dr. sc. Livia Brisky, dr. med.
- dr. sc. Mario Malički, dr. med.
- Goran Mijaljica, dr. med.

Plan razvoja

Daljnji je plan Katedre dio nastave organizirati kao praktične vježbe na kojima bi studenti aktivno prisustvovali u analizi i rješavanju problema i dilema etičkih aspekata kliničkoga odlučivanja, ocjenjivanja znanstvenih projekata te u ostalim procesima u medicini koji prilično ovise o etičkim i pravnim normama.

preparing teaching materials for courses delivered in each year of study as well as academic books that would include all the above mentioned and would finally be translated into English.

Teachers and associates

- Assoc Prof Darko Duplančić, MD, PhD - Head of the Department of Medical Humanities
- Assist Prof Slavica Kozina, MD, PhD - Deputy Head
- Prof Mary Definis – Gojanović, MD, PhD
- Prof Ivan Kešina, PhD - Catholic Faculty of Theology, University of Split
- Assist Prof Marko Jukić, MD, PhD
- Assist Prof Livia Brisky, MD, PhD
- Mario Malički, MD, PhD
- Goran Mijaljica, MD

Development plan

The intention of the Department is to organize practical classes where students would actively participate in analysing and solving problems and dilemmas referring to ethical aspects of clinical decision-making, evaluation of research projects and other processes in medicine that, to a great extent, depend on ethical and legal standards.

Publikacije objavljene u časopisima indeksiranima u bazi Current Contents (2007. – 2016.)

Publications in journals indexed in Current Contents database during the period 2007-2016

Potpuni popis publikacija (6) nalazi se u elektroničkom obliku.

The complete list of publications (6) is enclosed in the digital format.

KLINIČKE KATEDRE

CLINICAL EDUCATIONAL DEPARTMENTS

KATEDRA ZA PATOLOGIJU
DEPARTMENT OF PATHOLOGY

Prof. dr. sc. Valdi Pešutić-Pisac / Prof Valdi Pešutić-Pisac, MD, PhD
Pročelnica Katedre / Head of Department

Povijest Katedre

Katedra za patologiju Medicinskoga fakulteta Sveučilišta u Splitu osnovana je 1. rujna 1982. u sklopu Medicinskoga fakulteta Sveučilišta u Zagrebu. Od utemeljenja studija medicine nastavu na Katedri za patologiju vodio je pok. prof. dr. sc. Jerolim Bakotin uz pomoć kolega s Katedre za patologiju Medicinskoga fakulteta Sveučilišta u Zagrebu: prof. dr. sc. Stanka Jukića, prof. dr. sc. Šimuna Križanca, prof. dr. sc. Mire Šćukanec- Špoljar, prof. dr. sc. Marije Dominis, prof. dr. sc. Mladena Belitze i prof. dr. sc. Bogdana Krstulovića. Prof. dr. sc. Stanko Jukić i prof. dr. sc. Bogdan Krstulović sudjelovali su i u izvođenju nastave iz ginekološke patologije, a prof. dr. sc. Mladen Havelka i prof. dr. sc. Kamelija Žarković vodili su nastavu iz neuropatologije.

Godine 1989. izabrani su i prvi asistenti na Katedri za patologiju: prof. dr. sc. Šimun Anđelinović i prof. dr. sc. Ivana Kuzmić-Prusac, koji su za Domovinskoga rata, od 1991. do 1993., nakon prerane smrti prof. dr. sc. Jerolima Bakotina 1991., preuzeli velik dio nastave na Katedri za patologiju. Dr. sc. Gea Forempoher izabrana je za asistenticu 1993., prof. dr. sc. Snježana Tomić, prof. dr. sc. Merica Glavina-Durdov, prof. dr. sc. Valdi Pešutić-Pisac i mr. sc. Antonio Alujević 1997., a Joško Bezić, dr. med., 2004. godine. Potom nažalost nastupa dugogodišnje „sušno" razdoblje koje se mijenja od trenutka kada

History of the Department

The Department of Pathology at the University of Split School of Medicine was established on 1 September 1982, as part of the School of Medicine, University of Zagreb. Since the establishment of the University of Split School of Medicine, the Head of the Department of Pathology was the late Prof Jerolim Bakotin who ran the Department with the assistance of his colleagues from the Department of Pathology, School of Medicine, University of Zagreb: Prof Stanko Jukić, Prof Šimun Križanac, Prof Mira Šćukanec-Špoljar, Prof Mara Dominis, Prof Mladen Belitza, and Prof Bogdan Krstulović. Prof Stanko Jukić and Prof Bogdan Krstulović participated in the teaching of Gynaecological Pathology, whereas Prof Mladen Havelka and Prof Kamelija Žarković delivered the course in Neuropathology.

In 1989, the first Assistants were elected: Prof Šimun Anđelinović and Prof Ivana Kuzmić-Prusac who took over a large part of teaching at the Department during the war, from 1991 to 1993, after the untimely death of Prof Jerolim Bakotin in 1991 Gea Forempoher, MD, PhD was elected to the position of Assistant in 1993 Prof Snježana Tomić, PhD, Prof Merica Glavina-Durdov, PhD, Prof Valdi Pešutić-Pisac, PhD and Antonio Alujević, MD, MSc were elected in 1997, and Joško Bezić, MD, in 2004. After a long period, we hired four research

su, nakon što su ugovoreni projekti Ministarstva znanosti i športa, zaposlena četiri novaka koji su završili poslijediplomski doktorski studij. Dvije od njih doktorirale su i postale više asistentice (dr. sc. Ivana Mrklić, dr. sc. Sandra Tomaš Zekić), a dvoje je pred obranom doktorata (Nenad Kunac, dr. med. i Antonija Bendić-Pavlović, dr. med.). Zahvaljujući pomoći prof. dr. sc. Ivana Damjanova, još od 1998. na Katedri za patologiju radi se po nastavnom programu zasnovanu na učenju uz rješavanje kliničkih primjera te kontinuiranom provjerom znanja tijekom cijele nastave.

Razvoj Odjela za citologiju na Zavodu za patologiju, sudsku medicinu i citologiju također je doprinio unaprjeđenju nastavne djelatnosti na Katedri jer je 2016. u docenticu birana dr. sc. Dinka Šundov, a potom i dr. sc. Renata Beljan u višu asistenticu. Od 2002. autori smo brojnih poglavlja službenoga udžbenika za studente medicine koji je doživio već četvrto dopunjeno izdanje.

Prostorni i radni uvjeti

Sve do 1994. godine cjelokupna nastava kolegija Patologije, osim obdukcijskih vježba, odvijala se u zgradi Biskupove palače u kojoj je bilo i sjedište medicinskoga studija u Splitu. Nakon izgradnje Patološko-anatomskoga kompleksa (26. 10. 1984.) KBC-a Split cjelokupna se nastava iz patologije odvijala u tom prostoru jer je za potrebe nastave na studiju medicine taj prostor bio adekvatan.

U kompleksu je smješten Klinički zavod za patologiju, sudsku medicinu i citologiju. U zgradi se nalazi i predavaonica amfiteatar sa 100 sjedećih mjesta, mikroskopirnica s 20 radnih mjesta, jedna seminarska dvorana s 25 radnih mjesta, učionica s 50 radnih mjesta i informatička učionica opskrbljena s 10 računala. Dio nastave iz patologije odvija se u laboratorijima za imunohistokemiju, biokemijsku analizu tkiva i molekularnu dijagnostiku te u obdukcijskoj dvorani Kliničkoga zavoda za patologiju, sudsku medicinu i citologiju.

Otvaranje studija Dentalne medicine, studija Farmacije, studija Medicine na engleskom jeziku te izvođenje nastave patologije na stručnim studijima doveli su do toga da je prostor PAK-a postao pretijesan, a informatička dvorana premalena. Nastava iz studija Dentalne medicine, dio studija Farmacije i studija Medicine na engleskom jeziku odvijaju se u zgradama A i B Medicinskoga fakulteta, a stručni studiji u prostorijama Sveučilišne knjižnice u Splitu (kampus).

fellows for the needs of scientific projects supported by the Ministry of Science, Education and Sports. They completed their postgraduate studies, whereby two of them acquired PhDs and became Senior Assistants (Ivana Mrklić, Sandra Zekić-Tomaš (2014) and the other two are going to defend their PhD theses soon (Nenad Kunac, MD and Antonia Bendić-Pavlović, MD). The development of the Department of Cytology within the Department of Pathology, Forensic Medicine and Cytology, University Hospital of Split, has also contributed to the improvement of the teaching process. Dinka Šundov was promoted to the position of Assistant Professor and Renata Beljan to the position of Senior Assistant in 2016.

Space and working conditions

Until 1994, all Pathology classes, except for autopsies, took place in the building of The Bishop's Palace, where the headquarters of the Medical Studies in Split were located. Since the Pathology-Anatomy Complex (known as PAK) of the University Hospital of Split was built (in 1984), all Pathology classes have been delivered in this fully equipped building.

In this building, the Clinical Department of Pathology, Forensic Medicine and Cytology has its offices, there is a lecture-amphitheater with 100 seats, a microscopy room with 20 microscopes, a classroom with 25 seats, a classroom with 50 seats and a classroom with 10 computers.

Some of the teaching is delivered in immunohystochemical, biochemical and molecular laboratories and in the autopsy room of the Clinical Department of Pathology, Forensic Medicine and Cytology.

Due to the introduction of new study programmes, Dental Medicine, Pharmacy, Medical Studies in English and Health Studies, the premises of PAK have become too small to accommodate an increased number of students. Pathology classes for students of Dental Medicine and some of the classes for students of Pharmacy and Medical Studies in English take place in buildings A and B at the School of Medicine, whereas Pathology classes for students of Health Studies are taught at the University Library in Split (campus).

Finally, in 2015, we got the laboratory to be used for the purposes of the postgraduate study Biology of Neoplasms which is located on the fifth floor of the building A at the School of Medicine.

Nastavno i suradničko osoblje Zavoda / *Teaching and Associate Staff of the Department:*
izv. prof. dr. sc. Katarina Vilović, mr. sc. Joško Bezić, prof. dr. sc. Merica Glavina-Durdov, prof. dr. sc. Valdi Pešutić-Pisac, Ana Dunatov, dr. med. ,
dr. sc. Sandra Zekić-Tomaš, Nenad Kunac dr. med., prof. dr. sc. Snježana Tomić, dr. sc. Ivana Mrklić, Marina Vrdoljak Trogrlić, dr. med. i Marina Ćaleta, dr. med.

Nakon višegodišnjega traženja od 2007., napokon je tek 2015. godine, dobiven na korištenje laboratorij za potrebe poslijediplomskoga doktorskoga studija Biologija novotvorina na petom katu zgrade A Medicinskoga fakulteta.

Nastavna djelatnost

Kolegij Patologija sluša se na 3. godini studija Medicine, a izvedbeni raspored i plan nastave dostupni su na mrežnim stranicama Fakulteta www.mefst.hr. Prelaskom na bolonjski sustav studiranja 2005. došlo je do izmjena cjelokupnoga plana i programa studija Medicine, tako i kolegija Patologija sa sadašnjom ukupnom satnicom od 210 sati (74P+74S+62V).

Kolegij Patologija sluša se na 3. godini studija Medicine na engleskom jeziku, a izvedbeni raspored i plan nastave dostupni su na mrežnim stranicama Fakulteta www.mefst.hr. Taj kolegij ima istovjetnu satnicu kao i onaj na studiju Medicine na hrvatskom jeziku, ukupno 210 sati (70P+70S+70V).

Kolegij Patologija sluša se na 2. godini studija Dentalne medicine, izvedbeni raspored i plan nastave dostupni su na mrežnim stranicama Fakulteta www.mefst.hr. Kolegij ima ukupnu satnicu od 120 sati (40P+40S+40V).

Teaching activities

The course in Pathology is delivered in the 3rd year of the study programme in Medicine, and its curriculum is available on the website of the School at www.mefst.hr. Based on the principles of the Bologna process that were introduced in 2005, there was a modification of the overall curriculum in Medicine, thus also in the Pathology course that currently comprises a total of 210 teaching hours (74 lectures + 74 seminars + 62 practical classes).

The course in Pathology is taught in the 3rd year of Medical Studies in English, and its curriculum is available on the website of the School at www.mefst.hr. The curriculum of the Pathology course is identical to the one of the study programme in Medicine for Croatian students, with a total duration of 210 teaching hours (70 lectures + 70 seminars + 70 practical classes).

The course in Pathology is taught in the 2nd year of the study programme in Dental Medicine, and its curriculum is available on the website of the School at www.mefst.hr.The course in Pathology has a total of 120 teaching hours (40lectures + 40seminars + 40 practical classes).

Od pokretanja nastave na studiju Farmacije na Kemijsko-tehnološkom fakultetu Sveučilišta u Splitu organizirali smo i zajedno s kolegama s Katedre za patofiziologiju izvodili nastavu kolegija Patofiziologija s patologijom. Nakon preustroja studija formiran je zaseban kolegij Patologija koji se sluša na 2. godini studija Farmacije i ima ukupnu satnicu od 44 sata (22P+22S). Izvedbeni raspored i plan nastave dostupni su na mrežnim stranicama Fakulteta www.mefst.hr.

Katedra za patologiju organizira i vodi nastavu predmeta Patologija na Sveučilišnom odjelu zdravstvenih studija Sestrinstva, Primaljstva, Medicinske radiologije, Medicinske laboratorijske dijagnostike (30 sati) te na Sveučilišnom odjelu za forenzične znanosti (5 sati).

Od 2004. naša Katedra organizira i izvodi cjelokupnu nastavu, a od 2014. samo sudjeluje u nastavi kolegija Patologija na Medicinskom fakultetu Sveučilišta u Mostaru.
Nastavnici Katedre za patologiju organizirali su šest izbornih predmeta koji se predviđeni za izvođenje od 3. do 6. godine studija.

U suradnji s kolegama s drugih katedara, drugih medicinskih fakulteta iz Hrvatske, Instituta „Ruđer Bošković" te sa suradnicima iz Birminghama, Londona, Praga i Helsinkija, Katedra za patologiju osnovala je doktorski studij Biologija novotvorina koji je otpočeo s radom u ak. god. 2006./2007., a do sad je upisano pet generacija studenata. Utemeljenje toga doktorskoga programa omogućuje organizacijski prostor za istraživanje novotvorina te s različitim kolegijima drugih doktorskih studija interdisciplinarno ispituje fenomen kancerogeneze. Suradnja s partnerskim EU sveučilištima uključuje mobilnost studenata i nastavnika.

U okviru poslijediplomskoga doktorskoga studija Kliničke i temeljne medicinske znanosti Medicinskoga fakulteta u Splitu Katedra za patologiju nosilac je kolegija Prekancerozne lezije probavnog sustava i Molekularna osnova nastanka tumora ženskog spolnog sustava i dojke.

Nastavno i suradničko osoblje

- prof. dr. sc. Valdi Pešutić-Pisac pročelnica je Katedre za patologiju, prof. dr. sc. Ivana Kuzmić-Prusac njezina je zamjenica
- tajnici za pojedine studije: dr. sc. Ivana Mrklić - Medicina, dr. Nenad Kunac - Dentalna medicina, dr. Ana Dunatov - Farmacija, dr. sc. Sandra Zekić-Tomaš – Medicina na engleskom

Since the introduction of the study programme in Pharmacy at the Faculty of Chemistry and Technology, University of Split, we have organized and together with colleagues from the Department of Pathophysiology delivered the course in Pathophysiology with Pathology. After restructuring of the study programme, a separate course in Pathology has been taught in the 2nd year of study with a total of 44 teaching hours (22 lectures + 22 seminars). Its curriculum is available on the website of the School at www.mefst.hr.

The members of the Department of Pathology organize and teach the course in Pathology at the University Department of Health Studies - Nursing, Midwifery, Medical Radiology, Medical Laboratory Diagnostics (30 hours) and at the University Department for Forensic Sciences (5 hours).

From 2004 to 2014, our Department organized the curriculum and delivered all the classes at the Medical School, University of Mortar. Since 2014 they have only been involved in the delivery of the course in Pathology at the above mentioned institution.
The Department of Pathology teachers have offered six elective courses to be taught in years of study 3 to 6.

The Department of Pathology, in collaboration with colleagues from other Departments, Croatian Schools of Medicine, Ruđer Bošković Institute as well as with colleagues from Birmingham, London, Prague and Helsinki established the doctoral programme Biology of Neoplasms that started in the academic year 2006/07 and has so far enrolled five generations of students. The establishment of this doctoral programme enabled research on carcinogenesis that has jointly been explored with teachers of other courses at the interdisciplinary level. The cooperation with EU partner universities includes student and teacher mobility.

Within the doctoral study Clinical and Basic Medical Sciences offered by the School of Medicine in Split, the Department of Pathology teachers deliver the courses Precancerous Lesions of the Digestive System and Molecular Basis of Tumors of Female Genital Tract and Breast.

Teachers and associates

- Prof Valdi Pešutić-Pisac, PhD, Head of the Department; Prof Ivana Kuzmić-Prusac, PhD, Deputy Head
- Study secretaries: Ivana Mrklić, PhD - Medicine; Nenad Kunac, MD - Dental Medicine; Ana Dunatov, MD - Pharmacy; Sandra Zekić-Tomaš, PhD - Medical Studies in English

Na Katedri za patologiju izabrano je 12 nastavnika i suradnika:

- jedna redovita profesorica u trajnom zvanju: prof. dr. sc. Snježana Tomić
- tri redovite profesorice: prof. dr. sc. Ivana Kuzmić-Prusac, prof. dr. sc. Merica Glavina-Durdov i prof. dr. sc. Valdi Pešutić-Pisac
- dvije docentice: doc. dr. sc. Dinka Šundov, doc. dr. sc. Vesna Ramljak
- tri više asistentice: dr. sc. Ivana Mrklić, dr. sc. Sandra Zekić-Tomaš, dr. sc. Renata Beljan Perak
- dvojica asistenata: prim. mr. sc. Joško Bezić i dr. Nenad Kunac
- redoviti profesor u trajnom zvanju: prof. dr. sc. Šimun Anđelinović trenutno obnaša funkciju rektora Sveučilišta u Splitu
- u dijelu nastave sudjeluju i kolege s drugih katedara: prof. dr. sc. Katarina Vilović, Katedra za anatomiju, izv. prof. dr. sc. Irena Drmić-Hofman, Katedra za kemiju i biokemiju.

Nagrade i priznanja (2007.-2016.)

1. Katedra za patologiju – 2007., 2008., 2012., 2013. i 2014. – Plaketa za najbolje ocijenjenu katedru prema rezultatima studentske ankete Medicinskoga fakulteta u Splitu
2. Prof. dr. sc. Snježana Tomić – 2008., 2014. i 2015. – Plaketa za najbolje ocijenjenoga nastavnika prema rezultatima studentske ankete Medicinskoga fakulteta u Splitu
3. Prof. dr. sc. Valdi Pešutić-Pisac – 2008. – Plaketa za najbolje ocijenjenoga nastavnika prema rezultatima studentske ankete Medicinskoga fakulteta u Splitu
4. Dr. sc. Sandra Zekić-Tomaš – 2008., 2013. – Pohvalnica za najboljega asistenta na studiju Medicine prema ocjenama studentske ankete
5. Dr. sc. Ivana Mrklić – 2014. – Pohvalnica za najboljega asistenta na studiju Dentalne medicine prema ocjenama studentske ankete
6. Dr. Nenad Kunac – 2012., 2014. – Pohvalnica za najboljega asistenta na studiju Medicine prema ocjenama studentske ankete
7. Prof. dr. sc. Snježana Tomić – 2009. Priznanje za voditelja najbolje ocijenjenog kolegija na doktorskom studiju Biologija novotvorina Medicinskoga fakulteta u Splitu
8. Prof. dr. sc. Ivana Kuzmić-Prusac – 2011. – Priznanje Medicinskoga fakulteta za mentorski rad
9. Dr. sc. Ivana Mrklić – 2013. – Nagrada za najbolji doktorat: Topozomeraza II alfa, Ki67 protein i androgeni receptori u trostruko negativnim karcinomima dojke,

- Tenured Full Professor: Prof Snježana Tomić, MD, PhD
- Full Professors: Prof Ivana Kuzmić-Prusac, MD, PhD; Prof Merica Glavina-Durdov, MD, PhD; Prof Valdi Pešutić-Pisac, MD, PhD
- Assist Prof: Dinka Šundov, MD, PhD
- Senior assistants: Ivana Mrklić, MD, PhD; Sandra Zekić-Tomaš, MD, PhD
- Assistants: Joško Bezić, MD, MSc; Nenad Kunac, MD
- Tenured Full Professor: Professor Šimun Anđelinović, MD, PhD currently holds the position of the Rector of the University of Split
- Colleagues from other Departments: Prof Katarina Vilović, MD, PhD, Department of Anatomy, Assoc Prof Drmić-Hofman, PhD, Department of Chemistry and Biochemistry.

Prizes and awards (2007-2016)

1. Department of Pathology - 2007, 2008, 2012, 2013, and 2014 - Annual Award for the best Department at the School of Medicine in Split according to the results of students' survey
2. Prof Snježana Tomić - 2008, 2014, and 2015 - Annual Award for the best teacher at the School of Medicine in Split according to the results of students' survey
3. Prof Valdi Pešutić-Pisac - 2008 -Annual Award for the best teacher at the School of Medicine in Split according to the results of students' survey
4. Sandra Zekić-Tomaš, MD, PhD - 2008, 2013 - Commendation for the quality teaching (assistant in the study programme in Medicine) according to the results of students' survey
5. Ivana Mrklić, MD, PhD – 2014 - Commendation for the quality teaching (assistant in the study programme in Dental Medicine) according to the results of students' survey
6. Nenad Kunac, MD - 2012, 2014 - Commendation for the quality teaching (assistant in the programme of study in Medicine) according to the results of students' survey
7. Prof Snježana Tomić, MD, PhD - 2009 - Award for the best Department in developing the doctoral programme - Biology of Neoplasms
8. Prof. Ivana Kuzmić-Prusac, MD, PhD - 2011 - Annual award for mentoring
9. Ivana Mrklić, MD, PhD -2013 - Best PhD thesis: 'Topoisomerase II alpha, Ki67 protein and androgen receptors in triple-negative breast cancers', School of Medicine in Split, 2013
10. Prof Snježana Tomić, MD, PhD - 2013 - Award for the

Medicinski fakultet u Splitu

10. Prof. dr. sc. Snježana Tomić – 2013. – Nagrada za voditelja najboljega znanstvenoistraživačkoga projekta iz kliničkih medicinskih znanosti, Medicinski fakultet u Splitu.

Prethodni voditelji nastave:

- 1982. – 1991. prof. dr. sc. Jerolim Bakotin
- 1991. – 1997. prof. dr. sc. Bogdan Krstulović
- 1997. – 2003. prof. dr. sc. Šimun Anđelinović
- 2003. – 2014. prof. dr. sc. Snježana Tomić
- 2014. do danas prof. dr. sc. Valdi Pešutić-Pisac.

Stručna i znanstvena djelatnost

Projekti:

1. Dvostruki model ovarijalne kancerogeneze – molekularna i morfološka studija – prof. dr. sc. S. Tomić
2. Uloga apoptoze u posteljici kod intrauterinog zastoja rasta i preeklampsije – prof. dr. sc. I. Kuzmić-Prusac
3. Kancerogeneza i prognostički biljezi kod pločastog karcinoma grkljana – prof. dr. sc. V. Pešutić-Pisac
4. Utjecaj Epstein-Barr virusa na izražaj staničnih gena i ishod Hodgkinove bolesti – prof. dr. sc. M. Glavina-Durdov
5. Imunohistokemija i molekulska genetika u istraživanju tumora – prof. dr. sc. Šimun Anđelinović

Organizacije znanstvenih skupova – organizator i domaćin (2007.-2016.):

- 26th Meeting of the Adriatic Society of Pathology Split-Croatia, 30. lipnja – 1. srpnja 2012.
- ESGO (European Society of Gynaecological Oncology) International Workshop „Gynaecological Cancer- Controversies in diagnosis and management", Split, Croatia, May 22-23, 2009.

Članovi Katedre za patologiju bili su uključeni u organizacijske odbore većega broja znanstvenih i stručnih skupova uključujući tri hrvatska kongresa patologa, citologa i sudskih medicinara s međunarodnim sudjelovanjem, održana u Opatiji, Zagrebu i Osijeku, te četiri European-American intensive course in clinical and forensic genetics održana u Dubrovniku (dva), Zagrebu i Bolu. Članovi Katedre također su bili uključeni u organizacijske odbore te sudjelovali kao predavači na 20 tečajeva trajne izobrazbe liječnika.

best research project in Clinical Medical Sciences

Previous Heads

- 1982 - 1991 - Prof Jerolim Bakotin
- 1991- 1997 - Prof Bogdan Krstulović
- 1997 - 2003 - Prof Šimun Anđelinović
- 2003 - 2014 – Prof Snježana Tomić
- 2014 - present - Prof Valdi Pešutić-Pisac

Professional and scientific activities

Scientific projects

1. Dual model of ovarian carcinogenesis - molecular and morphological studies (Prof S. Tomić)
2. The role of apoptosis in placentas with intraterine growth failure and preeclampsia (Prof I. Kuzmić-Prusac)
3. Carcinogenesis and prognostic markers in laryngeal squamous cell carcinoma (Prof V. Pešutić-Pisac)
4. The impact of the Epstein-Barr virus in the expression of cellular genes and the outcome of Hodgkin's disease (Prof M. Glavina-Durdov)
5. Immunohistochemistry and molecular genetics in tumor research (Prof Š. Anđelinović)

Organization of scientific conferences (2007-2016) Department of Pathology organized and hosted:

- 26th Meeting of the Adriatic Society of Pathology Split-Croatia, 30 June -1 July 2012
- ESGO - (European Society of Gynaecological Oncology) International Workshop "Gynaecological Cancer- Controversies in diagnosis and management" , Split, Croatia, 22-23 May 2009

The members of the Department of Pathology were included in Organizing Committees of several congresses, i.e. three Croatian Congresses of Pathology and Forensic Medicine with international participation that were held in Opatija, Zagreb and Osijek, and four European – American Intensive Courses in Clinical and Forensic Genetics held in Dubrovnik (two), Zagreb and Bol. Members of the Department organized and lectured in more than 20 workshops within Continuing Medical Education programmes.

Doktorirali pod mentorstvom profesora Katedre za patologiju (26):
PhD theses mentored by Professors from the Department of Pathology (26)

- Dujomir Marasović,
- Dragan Primorac
- Valdi Pešutić-Pisac
- Snježana Tomić
- Irena Drmić-Tomaš
- Tade Tadić
- Inga Marijanović
- Damir Marjanović
- Marina Titlić
- Davorka Sutlović
- Vida Čulić
- Damir Roje
- Ante Punda
- Sendi Kuret
- Željko Šundov
- Marko Mimica
- Jelena Ljubković
- Ivo Jurić
- Ivana Mrklić
- Sandra Zekić-Tomaš
- Jelena Marušić
- Joško Petričević
- Dinka Šundov
- Zaviša Čolović
- Kristijan Bečić
- Mirko Kontić.

Magistrirali pod mentorstvom profesora Katedre za patologiju (14):
Master's theses (MSc) mentored by Professors from the Department of Pathology (14)

- Snježana Tomić
- Irena Drmić Hofman
- Deni Karelović
- Davorka Sutlović
- Andro Tripković
- Frane Paić
- Ante Ivkošić
- Sendi Kuret
- Petra Uvodić
- Ana Čarić
- Ivana Šamija
- Joško Bezić
- Marijo Duvnjak
- Žana Saratlija.

Plan razvoja (kadrovi, nastava, znanstveni rad)

Kadrovi

Da bismo osigurali dovoljan broj nastavnika i suradnika nužnih za kvalitetno obavljanje nastave, u okviru redovitoga napredovanja predviđa se izbor troje asistenata u više asistente, dvoje viših asistenata u docente te troje redovitih profesora u profesore u trajnom zvanju. U fazi obrane doktorata nakon uspješno provedene javne rasprave dvoje je mladih specijalista, a dvoje tek izrađuje temu. Takva je dinamika nužna s obzirom na otvaranje novih studija i kontinuirano povećanje nastavnoga opterećenja. Planirani prijam novih asistenata i docenata bio bi još učinkovitiji kada bismo barem izabrane docente u sljedećem razdoblju uspjeli vezati za Fakultet kumulativnim radnim odnosom.

Nastava

U narednom razdoblju nastojat ćemo zadržati visoku razinu postignute nastavne aktivnosti uz što aktivnije uvođenje studenata u proces učenja te intenzivnije povezivanje s klinikom kroz veći broj kliničko-patoloških korelacija. I dalje će se razvijati već uvedeno učenje pomoću kliničkih slučajeva i računala te kontinuirano osuvremenjivanje mikroskopskih

Development plan (personnel-human resources, education, scientific research)

Personnel

In order to ensure high quality teaching,the regular promotion of teachers and associates into higher positions has been planned as follows: three Assistants to Senior Assistants, two Senior Assistants to Assistant Professors and three Full Professors to Tenured Full Professors.

The defense of two PhD theses are expected soon. This dynamics is necessary because of new studies and constant increase in the teaching load.

Planned recruitment of new Assistants and Assistant Professors would be more effective if we at least managed to sign a cumulative employment contract with newly selected Assistant Professors.

Teaching

In the upcoming period, we will try to maintain high levels of teaching quality by involving students more actively into the learning process and promoting increased cooperation

vježba uz izdavanje CD-a s nastavnim materijalom. U nastavu ćemo, kako na izbornim predmetima, tako i u redovitom turnusu, nastojati uključiti i veći broj kolega s drugih katedara, sukladno nastavnim cjelinama koje će se obrađivati. Radit će se na kvaliteti i sadržaju mrežnih stranica Katedre.

Znanstveni rad

Nastavnici Katedre za patologiju završili su s radom na pet znanstvenih projekata i jednom programu te sudjelovali na trima projektima drugih katedara koji su se odvijali na našem Zavodu.

Iako trenutno ne planiramo prijavu novih projekata, velik broj doktorata i istraživanja u tijeku je u sklopu našega poslijediplomskoga doktorskog studija. Pretežito se izvode istraživanja imunohistokemijskih i molekularnih karakteristika novotvorina, poglavito ženskoga spolnog sustava, usne šupljine, kolona, štitnjače, pluća i hematopoetskoga sustava.

Posebni napori uložit će se u izobrazbu mladih istraživača radi usvajanja novih tehnika i metoda molekularne biologije. Planira se dodatna edukacija znanstvenih novaka i mlađih istraživača te povezivanje s kolegama iz drugih centara u zemlji i inozemstvu koji se bave istraživanjima u tom području. S tom namjerom već smo tijekom prošle godine jednu asistenticu poslali u Češku u centar izvrsnosti za karcinome urotrakta, a ove godine dvije asistentice po dva mjeseca u Švedsku (Falun) za istraživanje karcinoma dojke i u Veliku Britaniju (Sheffield) za istraživanje bolesti novorođenačke i dječje dobi.

Članovi Katedre za patologiju autori su još 15 poglavlja u različitim nastavnim i stručnim publikacijama.

with the Clinic throughout a number of clinical-pathological correlations. We will continue to develop such a learning process that will be based on clinical cases and computer use as well as to update microscopic exercises, and provide CDs with teaching materials.

Furthermore, our intention is also to include a greater number of colleagues from other Departments both in elective and compulsory courses, depending on the course units taught. We are going to improve the quality and content of the website of the Department as well.

Scientific research

Teachers of the Department of Pathology have completed five research projects and one programme as well as participated in three projects of other Departments.

Although there are currently no plans for the application for new projects, a large number of PhDs and a lot of research are in progress within our postgraduate doctoral studies. Research is mostly being done on immunohistochemical and molecular characteristics of particular neoplasms of the female genital tract, mouth, colon, thyroid, lung and haematopoietic system.

Special efforts will be made to educate young researchers in acquiring new techniques and methods in molecular biology as well as to promote cooperation with colleagues from other centers in the country and abroad.

For this purpose, one Assistant was sent to the Center of Excellence for Urinary Tract Cancer in the Czech Republic last year, and this year two Assistants were sent to Sweden (Falun) and to the UK (Sheffield) to spend two months in the Center for Breast Cancer Research and in the Center for Research on Diseases in Newborns and Children.

Members of the Department of Pathology are authors of 15 more chapters in different teaching and professional publications.

Udžbenici, poglavlja u udžbenicima i monografije
Poglavlja u udžbenicima za patologiju medicinskih fakulteta u Hrvatskoj (2007.-2016.)

Textbooks, book chapters, monographs
Chapters in Pathology textbooks for students of medicine (2007-2016)

1. Šimun A, Forempoher G, Glavina-Durdov M, Kuzmić-Prusac I. Bolesti kao posljedica djelovanja okoliša. U: Damjanov I, Jukić S, Nola M, ur., Patologija, Zagreb, Medicinska naklada, 2008;197-225.
2. Tomić S, Pešutić-Pisac V, Alujević A, Manojlović S. Bolesti probavnog trakta. U: Damjanov I, Jukić S, Nola M, ur. Patologija, Zagreb: Medicinska naklada, 2008;391-434.
3. Anđelinović Š, Forempoher G, Glavina-Durdov M, Kuzmić-Prusac I. Bolesti kao posljedica djelovanja okoliša. U: Damjanov I, Jukić S, Nola M, ur. Patologija, Zagreb: Medicinska naklada, 2011;257-93.
4. Tomić S, Pešutić-Pisac V, Alujević A, Manojlović S. Bolesti probavnog trakta. U: Damjanov I, Jukić S, Nola M, ur. Patologija, Zagreb: Medicinska naklada, 2011;505-64.
5. Jakić Razumović J, Tomić S. Bolesti dojke. U: Damjanov I, Seiwerth S, Jukić S, Nola M, ur. Patologija, 4. izd. Zagreb: Medicinska naklada, 2014;639-58.
6. Tomić S, Jakić Razumović J, Kuzmić-Prusac I, Glavina-Durdov M, Forempoher G. Bolesti probavnoga sustava. U: Damjanov I, Seiwerth S, Jukić S, Nola M, ur. Patologija, 4. izd. Zagreb: Medicinska naklada, 2014;419-64.
7. Babić D, Kos M, Tomić S Krašević M. Bolesti ženskoga spolnog sustava. U: Damjanov I, Seiwerth S, Jukić S, Nola M, ur. Patologija, 4. izd. Zagreb: Medicinska naklada, 2014;597-638.
8. Šarčević B, Damjanov I, Pešutić-Pisac V. Bolesti endokrinog sustava. U: Damjanov I, Seiwerth S, Jukić S, Nola M, ur. Patologija, 4. izd. Zagreb: Medicinska naklada, 2014;659-96.

Publikacije objavljene u časopisima indeksiranima u bazi Current Contents (2007. - 2016.)

Publications published in journals indexed in Current Contents (2007-2016)

Potpuni popis publikacija (76) nalazi se u elektroničkom obliku.
The complete list of publications (76) is enclosed in the digital format.

KATEDRA ZA SUDSKU MEDICINU
DEPARTMENT OF FORENSIC PATHOLOGY

Prof. dr. sc. Marija Definis-Gojanović / Prof Marija Definis-Gojanović, MD, PhD
Pročelnica Katedre / Head of Department

Povijest katedre

Do odvajanja Područnoga studija medicine u Splitu pri Medicinskom fakultetu Sveučilišta u Zagrebu, nastava iz sudske medicine odvijala se u okviru Katedre za sudsku medicinu i kriminalistiku Medicinskoga fakulteta u Zagrebu. Tako su do 1993. u njoj sudjelovali nastavnici s navedenoga fakulteta, a od tada u nastavu je bila uključena dr. Marija Definis-Gojanović, kao završena specijalistica sudske medicine. Nakon izbora u nastavno zvanje asistentice, od prosinca 1994., nastavu vodi potpuno samostalno te ju organizira prema suvremenim nastavnim metodama. Nakon prerastanja Područnoga studija u Medicinski fakultet Sveučilišta u Splitu, nastava se odvija u okviru Katedre za sudsku medicinu koja se novim planom i programom fakulteta ukida te pretvara u kolegij pri Katedri za javno zdravstvo. Broj sati nastave smanjen je na 50 (predavanja 17 sati, seminari 17 te vježbe 16 sati). Od 2010. kolegij se odvaja od Katedre za javno zdravstvo i ponovno postaje samostalna Katedra za sudsku medicinu. Njezini djelatnici održavaju nastavu na nekoliko fakulteta i studijskih programa na Sveučilištu u Splitu, i to: Medicinski fakultet na integriranom preddiplomskom i diplomskom šestogodišnjem studiju Medicine, Dentalne medicine i Farmacije, poslijediplomskim studijima, na studiju Medicine na engleskom jeziku te nastavu za studente drugih sastavnica (Pravni fakultet, Sveučilišni odjel za forenzične znanosti i Sveučilišni

History of the Department

Until separation of the Regional Medical Studies in Split from the School of Medicine in Zagreb, Forensic Pathology lectures were conducted under the Department of Forensic Medicine and Criminology, School of Medicine in Zagreb. Thus, until 1993, teachers from that institution participated in teaching activities. After 1993, Marija Definis-Gojanović, as a specialist of forensic medicine, was included in delivering lectures and, after a year, when she was promoted to the position of Assistant, she took over the organization of lectures. Since December 1994, she has been organizing classes completely independently, using modern teaching methods. After Regional Medical Studies in Split became University of Split School of Medicine, Forensic Pathology lectures became part of the Department for Public Health with total number of teaching hours reduced from 60 to 50 (17 hours of lectures, 17 hours of seminars and 16 of exercises). However, since 2010 the lectures have been separated from the Department of Public Health and have again become part of the independent Department of Forensic Medicine. Faculty staff from the Department teach at several Faculties/ Schools and Departments of the University of Split: at School of Medicine – in the integrated undergraduate and graduate six-year study of Medicine, Dental Medicine and Pharmacy, post-graduate studies, Medical Studies in English, at Faculty

odjel zdravstvenih studija). Od 2013. broj sati vraća se na 60 (20+20+20), što znatno olakšava izvođenje nastave, a od ak. god. 2015./2016., zbog povećanoga broja studenata, ona se odvija u dvama turnusima tijekom ukupno četiriju tjedana.

Prostorni i radni uvjeti

Nastava iz ovog predmeta izvodi se u prostorijama Patološko-anatomskog kompleksa, gdje postoje učionice, seminarske dvorane, laboratorij za sudsku toksikologiju i sudsku genetiku te obdukcijska sala, a programom je predviđena i terenska nastava (mrtvozorstvo, očevidi, sudske rasprave).

Nastavna djelatnost

Nastavnici Katedre sudjeluju u izvođenju nastave na nekoliko sastavnica Sveučilišta u Splitu:

- Medicinski fakultet
  - Integrirani dodiplomski i diplomski studij Medicine
    - Sudska medicina
    - Medicinska humanistika
    - Izborni predmeti
      - Iznenadna smrt
      - Nasilje u životnoj i radnoj sredini
      - Prometni traumatizam
      - Povijesni i etički aspekti istraživanja na ljudima
      - Mala doza toksikologije
      - Doktore, moje dijete se drogira!
      - Od akademske godine 2015./2016. predloženi su i novi izborni predmeti:
        - Liječnička pogreška
        - Zapisano u kostima
  - Poslijediplomski studiji
    - Uloga liječnika u sprječavanju mučenja i neljudskog ponašanja
    - Osnovni principi biokemijske toksikologije novotvorina
  - Studij Dentalne medicine
    - Etika
  - Studij Farmacije
    - Farmaceutska toksikologija
    - Izborni predmeti
      - Sudska farmacija
      - Farmaceutska forenzika
  - Studij Medicine na engleskom
    - Forensic Pathology
    - Medical Humanities
- Sveučilišni odjel za forenzične znanosti
  - Forenzična patologija
  - Seminar iz forenzičnih znanosti

of Law, University Department for Forensic Sciences and University Department of Health Studies. Since 2013, the number of hours has been brought back to 60 (20+20 +20), which has facilitated teaching, and since academic year 2015/2016, due to the increased number of students, lectures have been organized in two teaching cycles during a 4- week period.

Space and working conditions

Lectures at the Department of Forensic Pathology are carried out in the premises of Pathology-Anatomy Complex, where there are classrooms, seminar rooms, Laboratory for Forensic Toxicology and Forensic Genetics as well as an autopsy room. The course in Forensic Pathology is designed in a way that it also includes field work (coroner's inquest, crime scene investigation, court hearing).

Teaching activities

The Department participates in teaching at several constituent institutions of the University of Split as follows:

- School of Medicine
  - Integrated undergraduate and graduate study programmes
    - Forensic Medicine
    - Medical Humanities
    - Elective Courses
      - Sudden Death
      - Violence in the Living and Working Environment
      - Traffic Traumatism
      - Historical and Ethical Aspects of Research Involving Human Subjects
      - Small Dose of Toxicology
      - Doctor, My Child is Using Drugs
      - Since the academic year 2015/2016, new elective courses have been proposed:
        - Medical Error
        - Written in Bones
  - Postgraduate Studies
    - The role of Physician in the Prevention of Torture and Inhuman Behavior
    - Basic Principles of Biochemical Neoplasm Toxicology
  - Study of Dental Medicine
    - Ethics
  - Study of Pharmacy
    - Pharmaceutical Toxicology
    - Elective Courses
      - Judicial Pharmacy
      - Pharmaceutical Forensics

Nastavno i suradničko osoblje Zavoda / *Teaching and Associate Staff of the Department:*
dr. sc. Livija Slišković, dr.sc. Maja Veršić Bratinčević, Boja Režić, lab. teh, dr.sc. Kristijan Bečić, prof.dr.sc. Marija Definis-Gojanović i prof.dr.sc. Davorka Sutlović

- Osnove forenzične kemije
- Forenzična kemija i toksikologija I
- Forenzična kemija i toksikologija II
- Primijenjena sudska toksikologija
- Izborni predmeti
  - Toksikologija hrane
- Pravni fakultet
  - Poslijediplomski studij
    - Sudska medicina
    - CSI Split
- Sveučilišni odjel zdravstvenih studija
  - Instrumentalne tehnike u medicinskoj laboratorijskoj dijagnostici
  - Izborni predmeti
    - Toksikologija hrane

Uz klasičan način izvođenja nastave nastavnici su educirani za E-learning pripremu, postavljanje i izvođenje nastave, a dio se izbornih predmeta u potpunosti održava putem interneta.

- Medical Studies in English
  - Forensic Pathology
  - Medical Humanities
- University Department for Forensic Sciences
  - Forensic Pathology
  - Seminars in Forensic Science
  - Basics of Forensic Chemistry
  - Forensic Chemistry and Toxicology I
  - Forensic Chemistry and Toxicology II
  - Applied Judicial Toxicology
  - Elective Courses
    - Food Toxicology
- The Faculty of Law
  - Graduate Program
    - Forensic Pathology
    - CSI Split
- University Department of Health Studies
  - Instrumental Techniques in Medical Laboratory Diagnostics
  - Elective Courses

Također, uz navedeno, djelatnici Katedre redovito sudjeluju u raznim predavanjima iz svojih područja, a posebno se izdvaja tečaj stalne edukacije liječnika mrtvozornika.

Nastavno i suradničko osoblje

U izvođenju nastave aktivno sudjeluju:

- prof. dr. sc. Marija Definis-Gojanović, dr. med., pročelnica Katedre
- prof. dr. sc. Davorka Sutlović, dipl. ing.
- mr. sc. Antonio Alujević, dr. med.
- dr. sc. Kristijan Bečić, dr. med. (poslijedoktorand)
- dr. sc. Maja Veršić Bratinčević, dipl. ing. (poslijedoktorandica)
- Goran Mijaljica, dr. med.
- Livia Slišković, mag. biol. i ekol. mora, mag. forenzike (suradnica na projektu)

Prijašnji voditelji nastave

Dok se nastava odvijala u okviru Katedre za sudsku medicinu i kriminalistiku Medicinskoga fakulteta u Zagrebu, pročelnik je bio prof. dr. sc. Dušan Zečević, dr. med., a nakon izbora u nastavno zvanje asistentice, od prosinca 1994., nastavu vodi i izvodi prof. dr. sc. Marija Definis-Gojanović, dr. med.

Stručna i znanstvena aktivnost

- Autorske knjige - 2
- Poglavlja u knjizi - 8
- Udžbenici i skripte - 13
- Izvorni znanstveni i pregledni radovi u CC časopisima - 56
- Znanstveni radovi u drugim časopisima - 26
- Ostali radovi u drugim časopisima - 23
- Kongresno priopćenje u CC časopisima - 12
- Kongresno priopćenje u ostalim časopisima - 33
- Plenarna izlaganja - 2
- Sažeci u zbornicima skupova - 108
- Vođenja doktorskih disertacija - 8
- Vođenja diplomskih/završnih radova - 79

Vođenja znanstvenih projekata:

- Utjecaj rata na promjene mortaliteta u Splitsko-dalmatinskoj županiji
- Antropološka analiza kostura ranosrednjovjekovne populacije iz južne Hrvatske
- Metali u kosturima iz starohrvatskih grobova u Kliškoj i Bribirskoj županiji
- I-SEE – Project for strengthening information exchange between Italy and South East Europe neighboring countries on new psychoactive substances.
- Food Toxicology

Along with the traditional way of teaching, the Department's faculty are educated in preparation of classes related to E-learning. Because of this, several elective courses are completely held on-line.

Also, employees of the Department regularly deliver various lectures in their areas of expertise, among which Continuing Medical Education for coroners should be specifically emphasized.

Teachers and associates

Teaching staff:

- Prof Marija Definis-Gojanović, MD, PhD, Head of the Department
- Prof Davorka Sutlović, BSc chem, PhD
- Antonio Alujević, MD, MSc
- Kristijan Bečić, MD, PhD (postdoc)
- Maja Veršić Bratinčević, BSc chem, PhD (postdoc)
- Goran Mijaljica, MD
- Livia Slišković, BSc marine biol; BSc forensics (project assistant)

Previous Heads

While classes were held at the Department of Forensic Medicine and Criminology, School of Medicine in Zagreb, the Head of the Department was Prof Dušan Zečević, MD, PhD. In December 1994, after she had been appointed to the position of Assistant, Prof Marija Definis-Gojanović, MD, PhD became the new Head of the Department.

Professional and scientific activities

- Author's books - 2
- Chapters in a book - 8
- Textbooks and scripts - 13
- Journal articles and review articles in CC journals - 56
- Scientific papers in other journals - 26
- Other papers in other journals - 23
- Conference reports in CC journals - 12
- Conference reports in other journals - 33
- Plenary sessions - 2
- Conference reports in Books of Proceedings - 108
- PhD thesis mentorships - 8
- Graduation thesis mentorships - 79

Scientific projects:

- The impact of the war on mortality changes in Split-Dalmatia County

- Anthropological analysis of the skeletal material of the early medieval population from southern Croatia
- Metals in human remains from Klis and Bribir County
- I-SEE - Project for strengthening information exchange between Italy and South East Europe neighboring countries on new psychoactive substances

Plan razvoja

Trenutno su na Katedri zaposlena 2 suradnika u znanstveno-nastavnom zvanju redovitoga profesora te 2 viša asistenta (specijalist sudske medicine i diplomirani inženjer kemije). Obzirom na postignute uspjehe i povećan opseg posla u izvođenju nastave planira se daljnje znanstveno nastavno napredovanje spomenutih asistenata.

Korištena literatura

U pisanju ovoga priloga korištena su:

- znanja i iskustva nastavnika i suradnika na Katedri
- prethodna Monografija Medicinskoga fakulteta Sveučilišta u Splitu
- mrežna stranica bib.irb.hr
- mrežna stranica zprojekti.mzos.hr.

Ostalo

O kvaliteti izvođenja nastave govore studentske ankete koje već niz godina ovaj predmet i nastavnike ocjenjuju vrlo viskom ocjenom, a sam voditelj predmeta u dvama je navratima dobio nagrade za kvalitetno provedenu nastavu (akad. godina 2002./2003. - 3. mjesto, akad. godina 2003./2004. - 1. mjesto).

Further development

Currently, the Department employs two Full Professors and two Senior Assistants (a specialist in Forensic Medicine and a Chemistry Engineer). Due to their academic accomplishments as well as an increased teaching load, further scientific advancement of these assistants is expected.

References

In writing of this chapter the authors used:

- Knowledge and experience of teachers and associates from the Department
- Previous Monograph of the University of Split School of Medicine
- Website bib.irb.hr
- Website zprojekti.mzos.hr

Other

Results of the students' surveys continuously show high quality of courses and teachers delivering them because they receive very high grades every year. The Head of the Department even won two awards for excellence in teaching (2002/03 – 3rd place and 2003/04 – 1st place).

AUTORSKE KNJIGE / *BOOKS (2007-2016)*

1. Primorac D, Marjanović D, Gornik I, Lauc G, Anđelinović Š, Definis-Gojanović M, Sutlović D, Primorac D, Pivac T, Mršić G, Uvodić P, Markotić A, LeDuc J, Ćurić G, Miller Coyle H, Palmbach T, Asplen C. Analiza DNA u sudskoj medicini i pravosuđu. Zagreb: Medicinska naklada, 2008. (monografija).
2. Sutlović D, Definis-Gojanović M. Priručnik o uporabi analize DNA u sudsko-medicinskoj praksi. Split: Redak, 2015. (priručnik).

POGLAVLJA U KNJIZI (2007.-2016.) / *BOOK CHAPTERS (2007-2016)*

1. Definis-Gojanović M, Sutlović D. Ekshumacija i identifikacija koštanih ostataka u Zagvozdu; Tragom ubijenih hercegovačkih fratara. Marić, Ante (ur.). Mostar: FRAM-ZIRAL, 2007. Str. 259-332.
2. Sutlović D. Laboratorij za sudsku genetiku. Laboratorij za kliničku i sudsku genetiku 1993-2008. Anđelinović, Šimun (ur.). Split: Medicinski fakultet Split, 2008. Str. 13-20.
3. Anđelinović Š, Definis-Gojanović M, Sutlović D. Mjesto događaja i analiza tragova nađenih u kriminalističkoj obradi. Analiza DNA u sudskoj medicini i pravosuđu. Primorac D, Marjanović D(ur.). Zagreb: Medicinska naklada, 2008. Str. 73-96.
4. Sutlović D. Influence of humic acid on the success of DNA quantification and typing by Real time, PCR and PCR methods. Forensic Genetics Research Progress. Gonzalez-Andrade F (ur.). Zaragoza, Spain: Nova Publishers, 2009. Str. 91-116.

UDŽBENICI I SKRIPTE / *TEXTBOOKS (2007-2016)*

1. Sutlović D, Kovačić Z, Riha B, Žuntar I, Tomašek Lj, Bakulić L, Nestić M, Horvat V, Mandić S, Plavšić F, Ferček R, Definis-Gojanović M, Suton J, Knezović Z, Veršić M, Vulić M, Vučinović M, Strinić T, Stipišić A, Mrčela M. Osnove forenzične toksikologije. Sutlović D (ur.). Split: Redak, 2011.
2. Sutlović D, Marušić J, Stipišić A, Poljak V, Laštre Primorac D, Majić Z, Luetić S, Knezović Z, Papić J, Žafran Novak J, Fulgosi H, Pollak L, Žuntar I, Plavšić F. Toksikologija hrane. Sutlović D(ur.). Split: Redak, 2011.
3. Sutlović D. Osnove kemije: priručnik za studente forenzike. Split: Redak, 2012.

NASTAVNI TEKSTOVI (2007.-2016.) / *TEACHING PAPERS (2007-2016)*

1. Anđelinović Š, Definis-Gojanović M, Sutlović D. Mjesto događaja i analiza tragova nađenih u kriminalističkoj obradi. U: Primorac D, i sur. Analiza DNA u sudskoj medicini i pravosuđu. Medicinska naklada. Zagreb, 2008.
2. Definis-Gojanović M. Postupci i metode pri identifikaciji ljudskih ostataka. U: Primorac D, i sur. Analiza DNA u sudskoj medicini i pravosuđu. Medicinska naklada. Zagreb, 2008.
3. Definis-Gojanović M. Sudska medicina i ginekološke infekcije U: Karelović D, i sur. Infekcije u ginekologiji i perinatologiji. Medicinska naklada. Zagreb, 2012.
4. Sutlović D, Definis-Gojanović M. Priručnik o uporabi analize DNA u sudsko-medicinskoj praksi. Redak. Split, 2015.
5. Marić A, Definis-Gojanović M, Sutlović D, Glavaš T. Tragom ubijenih hercogovačkih fratara; ekshumacija u Zagvozdu i identifikacija. Hercegovačka franjevačka provincija Uznesenja BDM, Mostar, 2007.
6. Anđelinović Š, Definis-Gojanović M, Drmić-Hofman I, Grujić I, Marušić M. Primorac D, Sutlović D. Laboratorij za sudsku i kliničku genetiku, 1993.-2008. (monografija). Medicinski fakultet Sveučilišta u Splitu, Split, 2008.
7. Jakovljević M, Ostojić Lj, Rainer Ž. Međunarodna klasifikacija bolesti i srodnih zdravstvenih problema, MKB-10. Latinski, engleski i hrvatski nazivi najvažnijih bolesti i patoloških stanja. Medicinski fakultet Sveučilišta u Mostaru i Akademija medicinskih znanosti Hrvatske. Zagreb: Pro Mente, 2011.

VOĐENJE DOKTORSKIH DISERTACIJA (2007.-2016.)

PHD THESES MENTORED BY PROFESSORS FROM THE DEPARTMENT (2007-2016)

1. Stipišić A. Koncentracije metala u arheološkim kostima i životne navike starohrvatske populacije / doktorska disertacija. Split: Medicinski fakultet, 17. 6. 2011., 146 str.
2. Marasović-Šušnjara I. Čimbenici koji su utjecali na mortalitet uzrokovan predoziranjem drogama u Splitsko-dalmatinskoj županiji u razdoblju od 1986. do 2000. godine, s osvrtom na kvalitetu izvora podataka, Medicinski fakultet Split (doktorska disertacija obranjena 2012.)
3. Nestić M. Razvoj modernih postupaka pripreme bioloških uzoraka za kromatografsko određivanje kanabinoida / doktorska disertacija. Zagreb : Fakultet kemijskog inženjerstva i tehnologije, 17. 3. 2014., 159 str.
4. Bečić K. Antropološka obilježja ranosrednjovjekovne populacije južne Hrvatske, Medicinski fakultet Split (doktorska disertacija obranjena 2014.)
5. Veršić Bratinčević M. Sredstva ovisnosti u biološkim uzorcima: određivanje i stabilnost / doktorska disertacija. Zagreb: Fakultet kemijskog inženjerstva i tehnologije, 30. 6. 2015., 127 str.

Publikacije objavljene u časopisima indeksiranima u bazi Current Contents (2007-2016),

Publications in journals indexed in Current Contents database during the period 2007-2016

Potpuni popis publikacija (37) nalazi se u elektroničkom obliku.

The complete list of publications (37) is enclosed in the digital format.

KATEDRA ZA PATOFIZIOLOGIJU
DEPARTMENT OF PATHOPHYSIOLOGY

Izv. prof. dr. sc. Tina Tičinović Kurir / Assoc Prof Tina Tičinović Kurir, MD, PHD
Pročelnica Katedre / Head of Department

Povijest katedre

Katedra za patofiziologiju za Područni studij medicine u Splitu osnovana je akademske godine 1985./86. Postupak osnivanja pokrenuli su voditelj Područnoga studija Medicinskoga fakulteta u Zagrebu prof. dr. sc. S. Boschi i pročelnik Katedre za patofiziologiju Medicinskoga fakulteta u Zagrebu prof. dr. sc. S. Gamulin. Za potrebe nastave izuzev nastavnika iz Zagreba (prof. dr. sc. S. Gamulin, doc. dr. sc. Ž. Reiner) još su zaposleni mr. sc. Božo Bota te dr. sc. Juraj Šprung kao asistenti u kumulativnom radnom odnosu s Medicinskim fakultetom u Zagrebu. KBC Split je sudjelovao u opremanju laboratorija za eksperimentalni rad sa životinjama koje su se nabavljale iz Zagreba, a sva se nastava odvijala u prostorima Biskupove palače.

Na rad u ulozi asistenta idući je primljen Anteo Bradarić, dr. med., koji je bio u stalnom radnom odnosu s Medicinskim fakultetom u Zagrebu. A. Bradarić, dr. med. je specijalizaciju iz interne medicine započeo 1995. Odsjek kliničke patofiziologije od 1990. do 2000. funkcionirao je u sklopu Odjela za plućne bolesti KBC Split. Medicinski fakultet u Splitu osnovao se 1997. godine, a paralelno s njime i Katedra za patofiziologiju pod vodstvom prvoga pročelnika doc. dr. sc. Bote. Od osnutka Katedre u nastavi do danas sudjeluje i Roko Martinić, dr. med.. Anteo Bradarić, dr. med. je magistrirao 2000.,

History of the Department

The Department of Pathophysiology was established in the academic year 1985/86 for the needs of the Medical Studies in Split. The process of establishment was initiated by the Head of the regional study programme University of Zagreb School of Medicine, Prof S. Boschi, and the Head of Department of Pathophysiology, University of Zagreb School of Medicine, Prof S. Gamulin. Apart from the teachers from Zagreb (Prof Gamulin, Assist Prof Ž. Reiner), Božo Bota, MD and Juraj Šprung, MD were employed for teaching purposes as Assistant Teachers under cumulative working contract with the Zagreb School of Medicine. University Hospital of Split participated in equipping laboratories for the experimental work with animals that were brought from Zagreb, and all the classes were held in the premises of Bishop's Palace.

The next person who was offered the position of Assistant Teacher was Anteo Bradarić, MD, still employed full-time at the Zagreb School of Medicine. He started his specialization in internal medicine in 1995. In the period from 1990 to 2000, the Department of Clinical Pathophysiology was part of the Department of Pulmonary Diseases, University Hospital of Split. The University of Split School of Medicine was founded in 1997, and the establishment of the Department of Pathophysiology, led by its first Head, Assist Prof Bota,

a na specijalizaciju za potrebe kliničkoga odjela primljeni su Tina Tičinović Kurir, dr. med. i Mladen Krnić, dr. med.. Iste godine Odjelu za patofiziologiju dodijeljen je prostor u bolnici na Križinama KBC Split, koji postaje samostalni odjel. Dvojica novih asistenata izabrana su 2004. za potrebe nastave iz patofiziologije, Damir Bonacin, dr. med. i Zoran Vučinović, dr. med., internisti zaposleni na Klinici za unutarnje bolesti, koji su poslije prešli na Katedru za medicinsku propedeutiku i Katedru za internu medicinu. U nastavi patofiziologije od 2008. kontinuirano sudjeluje i izv. prof. dr. sc. Darko Duplančić, pročelnik Katedre za medicinsku humanistiku. Od akademske godine 2009./10. u nastavi sudjeluje i doc. dr. sc. Andre Bratanić koji održava značajan dio ukupne norma-satnice Katedre na svim studijskim programima na kojima izvodimo nastavu.

Nadalje, 2009. godine na mjesto asistenta zaposlen je dr. sc. Ivan Skelin, koji se vratio u Hrvatsku nakon poslijedoktorskoga usavršavanja u Kanadi. Na Katedri se zadržao godinu dana te se 2010. godine vratio u Kanadu, kada se na slobodno asistentsko mjesto prima dr. sc. Sanda Mustapić, nakon povratka s usavršavanja iz Wisconsina. Dr. Mustapić 2012. odlazi na specijalističko usavršavanje iz gastroenterologije u KB Dubrava u Zagreb, ali i dalje sudjeluje u izvođenju dijela nastave iz patofiziologije na studiju Medicina na engleskom jeziku.

Od akademske godine 2010./11. u nastavi sudjeluje i dugogodišnji demonstrator Katedre doc. dr. sc. Joško Božić (tada zaposlen kao znanstveni novak na Katedri za fiziologiju), a na mjesto asistenta na našoj Katedri primljen je 2013. te je do danas jedan od najaktivnijih članova Katedre. Vršio je dužnost tajnika Katedre, a 2014. dobio je nagradu kao najbolje ocijenjen nastavnik iz suradničkih zvanja za studij Dentalna medicina. Najnovija je akvizicija Katedre Marino Vilović, dr. med. koji je zaposlen 2015. na mjestu asistenta iz vlastitih sredstava Fakulteta, a koji je preuzeo dio brojnih nastavnih i administrativnih poslova.

Od akademske godine 2011./12. u izvođenju nastave i ispita aktivno sudjeluje i prof. dr. sc. Dragan Ljutić s Katedre za internu medicinu.

Izv. prof. dr. sc. Božo Bota bio je pročelnik Katedre za patofiziologiju sve do akademske godine 2010./11. te je otišao u zasluženu mirovinu 2015. nakon dugogodišnjega doprinosa koji je dao Katedri za patofiziologiju od njezina osnutka. Od akademske godine 2011./12. pa do danas pročelnica

was going in parallel with it. Since the establishment of the Department, Roko Martinić, MD, has participated in teaching activities. Anteo Bradarić, MD got his Master's degree in 2000. Assoc Prof Tičinović Kurir, MD and Mladen Krnić, MD were employed as residents for the needs of the Clinical Department. In the same year, the Department of Pathophysiology became independent and was allocated premises at the University Hospital of Split. In 2004, two new doctors, Damir Bonacin, MD and Zoran Vučinović, MD, employed at the Clinics for Internal Medicine, were selected for the position of Assistants to participate in teaching. Later they moved to the Department of Medical Propedeutics and Department of Internal Medicine. Since 2008, Assoc Prof Darko Duplančić, Head of the Department of Medical Humanities, has continuously participated in teaching Pathophysiology. Since the academic year 2009/2010, Assist Prof Andre Bratanić, MD has also been involved in teaching the course and has taken on a significant portion of the teaching load in all study programmes in which the course is delivered.

Furthermore, in 2009, Ivan Skelin, MD, having returned to Croatia after postdoctoral training in Canada, was employed in the position of an Assistant. He stayed with the Department for a year, and in 2010, he returned to Canada. The vacancy was filled in by Sanda Mustapić, MD, PhD, after she had returned from training in Wisconsin. Sanda Mustapić went to Clinical Hospital Dubrava in Zagreb to complete her gastroenterology specialist training in 2012, but she has continued to teach Pathophysiology classes at Medical Studies in English.

Since the academic year 2010/11, Assist Prof Joško Božić, who had been a student assistant at the Department for a long period of time, has been participating in teaching the course (at the beginning, he was employed as a Research Assistant at the Department of Physiology). In 2013, he was employed as an Assistant and has so far been one of the most active members of the Department. He acted as a Secretary for the Department, and in 2014, he received an award as the best-rated teacher in Associate Positions for the Faculty of Dental Medicine. In 2015, Marino Vilović, MD, was employed in the position of an Assistant from School's own resources. He has participated in teaching and performed numerous administrative duties.

Since the academic year 2011/12, Prof Ljutić, from the Department of Internal Medicine, has been actively involved in teaching and administering exams. Assoc Prof Božo Bota was

Nastavno i suradničko osoblje Katedre / *Teaching and Associate Staff of the Department:*
doc. dr. sc. Joško Božić, doc. dr. sc. Mladen Krnić, izv. prof. dr. sc. Tina Tičinović Kurir, Marino Vilović, dr. med., doc. dr. sc. Andre Bratanić i doc. dr. sc. Anteo Bradarić

je Katedre izv. prof. dr. sc. Tina Tičinović Kurir, specijalistica interne medicine, subspecijalistica endokrinologinja i dijabetologinja. Uz obveze pročelnice Katedre, ujedno obnaša dužnost pročelnice Zavoda za endokrinologiju, dijabetes i bolesti metabolizma KBC-a Split.

Prostorni i radni uvjeti

Ured Katedre za patofiziologiju smješten je na petom katu zgrade Temeljnih medicinskih znanosti (zgrada A) Medicinskoga fakulteta u Splitu. Za potrebe održavanja predavanja, seminara i vježba služimo se predavaonicama, seminarskim učionicama i vježbaonicama u zgradi A i zgradi B fakulteta, što planiranje i izvođenje nastave čini jednostavnim. Seminari su organizirani kao „veliki" seminari i problemski seminari, a vježbe kao pretkliničke i kliničke. Kliničke vježbe održavaju se na različitim odjelima/zavodima Klinike za unutarnje bolesti Kliničkoga bolničkog centra Split, na lokalitetu Križine. Zbog blizine bolnice dodatno je olakšano integriranje kliničkoga aspekta nastave iz patofiziologije, što je olakotna okolnost nastavnicima i studentima. Nastavni prostori trenutačno zadovoljavaju potrebe održavanja nastave na Katedri, iako postupnim povećanjem broja studenata postaje sve teže održati manje skupine za što kvalitetnije izvođenje kliničkih vježba.

the Head of the Department of Pathophysiology until the academic year 2010/11. In 2015, after he had made a major contribution to the Department of Pathophysiology since its establishment, Assoc Prof Božo Bota took a well-deserved retirement. Since the academic year 2011/12 until today, Assoc Prof Tina Tičinović Kurir, Internal Medicine specialist, Diabetes and Endocrinology sub-specialist, has been the Head of the Department. In addition to all the responsibilities that she fulfills as the Head of the Department, she has also been appointed the Head of the Department for Endocrinology, Diabetes and Metabolic Diseases, University Hospital of Split.

Space and working conditions

The Office of the Department of Pathophysiology is located on the fifth floor of the Basic Science Building (building A), School of Medicine in Split. For the purpose of delivering lectures, seminars and exercises we use classrooms, seminar rooms and exercise rooms in Buildings A and B which makes planning and teaching easy. The seminars are organized as "group" seminars and problem seminars, whereas practical classes are preclinical and clinical. Clinical exercises are held in different Departments of the Clinic of Internal Medicine, University Hospital of Split on the "Križine" location. Due to the proximity of the hospital, it is even easier to integrate the clinical aspects of the Pathophysiology classes, which is considered to be a mitigating circumstance for both teachers and students. Teaching facilities currently meet the needs of

Nastavna djelatnost

Katedra za patofiziologiju održava nastavu predmeta Patofiziologija na svim integriranim studijima Medicinskoga fakulteta u Splitu: Medicina (115 sati), Medicina na engleskom jeziku (115 sati), Dentalna medicina (90 sati) i Farmacija (60 sati). Od 2001. do 2011. godine Patofiziologija je bila sastavni dio stručnih studija Sestrinstva, Fizioterapije i Medicinske radiologije na Medicinskom fakultetu u Splitu, a svi su tadašnji nastavnici sudjelovali u izvođenju nastave. Od akademske godine 2011./2012. osnivanjem Sveučilišnoga odjela za zdravstvene studije postaju sveučilišni studiji, a Katedra iz patofiziologije redovno održava nastavu na svim novoosnovanim odsjecima (Sestrinstvo, Primaljstvo, Radiološka tehnologija, Fizioterapija, Medicinska laboratorijska dijagnostika) s ukupno 50 sati nastave. Iz svega navedenog proizlazi da su nastavnici i suradnici Katedre za patofiziologiju u akademskoj godini 2015./2016. samo na integriranim studijima održali 1490 norma-sati.

Temeljni je udžbenik koji se rabi u nastavi: S. Gamulin, M. Marušić, Z. Kovač: Patofiziologija, 7. izdanje, Medicinska naklada, Zagreb, 2011.

Članovi naše Katedre sudjeluju i u nastavi kao suradnici na drugim katedrama. Tako izv. prof. dr. sc. Tina Tičinović Kurir, doc. dr. sc. Andre Bratanić i doc. dr. sc. Mladen Krnić sudjeluju u nastavi pri Katedri za internu medicinu, a doc. dr. sc. Joško Božić suradnik je na Katedri za fiziologiju.

Doc. dr. sc. Božić također od akademske godine 2014./15. u sklopu studija Nutricionizma na Prirodoslovno-matematičkom fakultetu Sveučilišta u Splitu sudjeluje u izvođenju predmeta Humana fiziologija s patofiziologijom.

Katedra za patofiziologiju održava nastavu na izbornom predmetu Patofiziologija endokrinopatija voditeljice izv. prof. dr. sc. Tičinović Kurir, za studente medicine i dentalne medicine. Na studiju Medicina na engleskom jeziku također se održava izborni predmet Pathophysiology of endocrinopaties.

Izv. prof. dr. sc. Tičinović Kurir sudjeluje u nastavi poslijediplomskoga specijalističkog studija iz endokrinologije i dijabetologije pri Medicinskom fakultetu Sveučilišta u Zagrebu kao gostujući nastavnik.

the teaching process at the Department although with the gradual increase in the number of students, it is becoming increasingly difficult to maintain smaller groups for better performance of clinical practice.

Teaching activities

The Department of Pathophysiology is responsible for delivering classes in Pathophysiology at all four study programs of the University of Split School of Medicine: Medicine (115 hours), Medical Studies in English (115 hours), Dental Medicine (90 hours) and Pharmacy (60 hours). From 2001 to 2011, Pathophysiology was an integral part of professional study programmes in Nursing, Physiotherapy and Medical Radiology at the School of Medicine in Split, with all the teachers involved in the teaching process. Starting from the academic year 2011/2012, when University Department of Health Studies was formed, professional study programmes have been upgraded to university programs (BSc and MSc), and teachers from the Department of Pathophysiology have been regularly teaching classes at all newly established studies (Nursing, Midwifery, Radiological Technology, Physiotherapy, Medical Laboratory Diagnostics) with a total of 50 teaching hours. As a result, in the academic year 2015/16, teachers from the Department of Pathophysiology have, only in integrated programmes, delivered in total 1490 teaching hours.

The basic textbook used in the course is: Gamulin S., M. Marušić, Z. Smith: Patofiziologija, 7th edition, Medicinska naklada, Zagreb, 2011.

In addition, members of our Department have also been teaching courses provided by other Departments. Thus, Assoc Prof Tina Tičinović Kurir, Assist Prof Andre Bratanić and Assist Prof Mladen Krnić participate in courses of the Department of Internal Medicine, whereas Assist Prof Joško Božić is an associate at the Department of Physiology.

Since academic year 2014/15, Assist Prof Joško Božić has been teaching Human Physiology and Pathophysiology at the study of Nutritionism, Faculty of Science, University of Split.

The teachers of the Department of Pathophysiology teach the elective course in Pathophysiology of Endocrinopaties, coordinated by Assoc Prof Tičinović Kurir, for students of Medicine and Dental Medicine. For students of Medical Studies in English, we deliver the elective course in Pathophysiology of Endocrinopaties.

Stručna i znanstvena djelatnost

Nastavno osoblje Katedre sudjelovalo je u izradi nekoliko sveučilišnih udžbenika, od kojih je najznačajniji „Patofiziologija endokrinopatija – odabrana poglavlja", kojem je urednica i glavna autorica pročelnica Katedre izv. prof. dr. sc. Tina Tičinović Kurir. Izdan je 2013. godine, a rabi se kao obvezna literatura za izborni predmet Patofiziologija endokrinopatija te kao dopunska literatura za potrebe nastave iz Patofiziologije na integriranom studiju Medicine i Dentalne medicine. Udžbenik služi proširivanju znanja o mehanizmima nastanka pojedinih endokrinoloških poremećaja i njihovih posljedica, a posebno je značajan osvrt na temeljnu patofiziologiju poremećaja kao okosnicu razvoja i razumijevanja bolesti. U knjizi je posebno naglašena patofiziologija šećerne bolesti i njezinih komplikacija, što je ujedno i uže područje znanstvenoistraživačkog interesa Katedre.

Izv. prof. dr. sc. Tičinović Kurir, izv. prof. dr. sc. Duplančić i doc. dr. sc. Bradarić sudjelovali su u izradi velikoga sveučilišnog udžbenika iz patofiziologije koji je 2013. godine izdala Medicinska naklada u četirima svescima: „Klinička patofiziologija – etiopatogenetski čvorovi", urednika Zdenka Kovača.

Doc. dr. sc. Joško Božić također sudjelovao je kao autor sveučilišnoga udžbenika „Infekcije u ginekologiji i perinatologiji" autora i urednika prof. dr. sc. Denija Karelovića, koju je izdala Medicinska naklada 2012. Sudjelovao je i kao autor djela „Fiziološki pojmovnik s hrvatsko-engleskim rječnikom", Naklada Slap, 2015., urednika Marina Vodanovića, koji obuhvaća nešto više od 1200 hrvatskih fiziologijskih pojmova definiranih u skladu s referentnom literaturom.

Članovi Katedre za patofiziologiju sudjelovali su i u organizaciji više poslijediplomskih tečajeva trajne medicinske izobrazbe I. kategorije pod voditeljstvom prof. Tine Tičinović Kurir i uz veliku organizacijsku podršku doc. dr. sc. Joška Božića. Tako je 2013. godine organiziran tečaj „Metabolički poremećaji i poremećaji spavanja", 2014. godine održao se tečaj „Dijabetes, poremećaji metabolizma i metabolički učinci vina", a posljednji je organiziran 2015. godine pod nazivom „Nove spoznaje o dijabetesu". Na tečajevima se redovito okupljao velik broj liječnika obiteljske medicine, specijalista različitih struka te studenata.

Izv. prof. dr. sc. Tičinović Kurir i doc. dr. sc. Božić kao suradnici sudjelovali su u sklopu projekta „Patobiokemija glikosfingolipidnih antigena", koji je financirao MZOŠ, voditeljice prof. dr. sc. Anite Markotić. Trenutno su izv. prof. dr. sc. Tičinović Kurir

As a Visiting Professor, Assoc Prof Tičinović Kurir participates in teaching of Endocrinology and Diabetology at Postgraduate Specialist Studies at the School of Medicine, University of Zagreb.

Scientific and practical activities

Teaching staff of the Department have also participated in writing several university textbooks, the most significant being the one on "Pathophysiology of Endocrinopathies - selected chapters", the editor and principal author is the Head of the Department, Assoc Prof Tina Tičinović Kurir. Published in 2013, it has been used as recommended literature for the elective course in Pathophysiology of Endocrinopathies and supplementary literature for the course in Pathophysiology at integrated studies of Medicine and Dental Medicine. The textbook is used to extend knowledge of mechanisms related to the development of certain endocrine disorders and their consequences. It also provides a significant overview of the underlying pathophysiology of the disorder, thus forming the basis for development and understanding of disease. The textbook specifically relates to pathophysiology of diabetes and its complications, which also represents the area of scientific research interest of the Department.

Assoc Prof Tičinović Kurir, Prof Duplančić and Assist Prof Bradarić were involved in the preparation of the large university textbook on pathophysiology which was published in four volumes by Medicinska naklada in 2013: "Clinical Pathophysiology - Etiopathogenic Nodes", edited by Zdenko Kovač.

Assist Prof Joško Božić participated as an author of the university textbook "Infections in Gynecology and Perinatology", whose author and editor was Prof Deni Karelović and that was published by "Medicinska naklada" in 2012. He also participated as an author of "Physiological Glossary with Croatian-English dictionary", "Slap" edition, 2015. The editor was Marin Vodanović and it includes slightly more than 1,200 Croatian physiological terms defined in accordance with a Reference Guide.

Members of the Department of Pathophysiology participated in the organization of several first category postgraduate courses of Continuing Medical Education, under the guidance of Assoc Prof Tina Tičinović Kurir and with great organizational support provided by Assist Prof Joško Božić. Thus, the following courses were organized: "Metabolic disorders and sleep disorders" in 2013, "Diabetes, metabolic disorders and metabolic effects of wine" in 2014, and "New knowledge

i doc. dr. sc. Božić suradnici na projektu koji financira Hrvatska zaklada za znanost „Translacijsko istraživanje neuroplastičnosti disanja i učinka intermitentne hipoksije u anesteziji i spavanju", voditelja prof. Zorana Đogaša.

Doc. dr. sc. Božić sudjelovao je kao suradnik na znanstvenom projektu Hrvatske zaklade za znanost voditelja doc. dr. sc. Marina Vodanovića „Hrvatsko anatomsko i fiziološko nazivlje - HRANA FINA". Također je sudjelovao kao suradnik na projektu koji je financirao MZOŠ „Ronjenje na dah i kardiovaskularni sustav", čiji je voditelj prof. dr. sc. Zoran Valić s Katedre za fiziologiju.

Katedra za patofiziologiju svoj znanstvenoistraživački interes posebno usmjerava na istraživanje šećerne bolesti i bolesti metabolizma, iz čega je proizašlo više znanstvenih studija.

Djelatnici Katedre sudjelovali su i na nekoliko domaćih i međunarodnih kongresa na kojima su predstavljeni rezultati znanstvenoga rada u obliku poster-prezentacije te pozvane oralne prezentacije.

Nastavnici i suradnici Katedre za patofiziologiju

- Izv. prof. dr. sc. Tina Tičinović Kurir, dr. med., pročelnica Katedre
- Doc. dr. sc. Joško Božić, dr. med., zamjenik pročelnice Katedre
- Marino Vilović, dr. med., tajnik Katedre
- Doc. dr. sc. Anteo Bradarić, dr. med.
- Doc. dr. sc. Mladen Krnić, dr. med.
- Doc. dr. sc. Andre Bratanić, dr. med.
- Dr. sc. Roko Martinić, dr. med.
- Dr. sc. Sanda Mustapić, dr. med., vanjska suradnica

S drugih katedara u nastavi sudjeluju

- Prof. dr. sc. Dragan Ljutić, dr. med.
- Izv. prof. dr. sc. Darko Duplančić, dr. med.
- Doc. dr. sc. Daniela Marasović-Krstulović, dr. med.

about diabetes" in 2015. The courses have regularly been attended by a large number of family physicians, specialists from different disciplines, and students.

Assoc Prof Tičinović Kurir and Assist Prof Joško Božić participated as associates in the project "Pathobiochemistry of glycosphingolipid antigens", financed by the Ministry of Science, Education and Sports and led by Prof Anita Markotić. Currently, Assoc Prof Tičinović Kurir and Assist Prof Joško Božić are associates on the project financed by the Croatian Science Foundation "Translational research of neuroplasticity of breathing and the effect of intermittent hypoxia in anesthesia and sleep", led by Prof Zoran Đogaš.

Assist Prof Joško Božić participated as an associate on the scientific project financed by the Croatian Science Foundation, "Croatian anatomical and physiological terminology - HRANA FINA", led by Assist Prof Marin Vodanović . He also participated as an associate on the project funded by the Ministry of Science, Education and Sports, "Apnea diving and cardiovascular system", led by Prof. Zoran Valić from the Department of Physiology.

The Department of Pathophysiology focuses its scientific research interest particularly on the research of diabetes and metabolic diseases, out of which a number of scientific studies have emerged.

The Department staffs have participated in several national and international congresses at which they have presented the results of scientific research in the form of poster and oral presentations.

Teachers and associates

- Assoc Prof Tina Tičinović Kurir, MD, PhD, Head of the Department
- Assist Prof Joško Božić, MD, PhD, Deputy Head
- Marino Vilović, MD, Department Secretary
- Assist Prof Anteo Bradarić, MD, PhD
- Assist Prof Mladen Krnić, MD, PhD
- Assist Prof Andre Bratanić, MD, PhD
- Roko Martinić, MD, PhD
- Sanda Mustapić, MD, PhD, external associate

Staff from other Departments

- Prof Dragan Ljutić, MD, PhD
- Assoc Prof Darko Duplančić MD, PhD
- Assist Prof Daniela Marasović-Krstulović, MD, PhD.

Publikacije objavljene u časopisima indeksiranima u bazi Web of Science (2007. 2016.)

Publications published in journals indexed in Web of Science (2007-2016)

Potpuni popis publikacija (38) nalazi se u elektroničkom obliku.

The complete list of publications (38) is enclosed in the digital format.

KATEDRA ZA MEDICINSKU MIKROBIOLOGIJU I PARAZITOLOGIJU
DEPARTMENT OF MEDICAL MICROBIOLOGY AND PARASITOLOGY

Prof. dr. sc. Marija Tonkić / Prof Marija Tonkić, MD, PhD
Pročelnica Katedre / Head of Department

Povijest Katedre

Na medicinskom studiju u Splitu nastava iz kolegija Medicinska mikrobiologija i parazitologija započela je 1982. godine u Institutu pomorske medicine (IPM), u sklopu bolnice Križine. Prvi nastavnici bili su dr. sc. Branko Richter, dr. sc. Zvonimir Brudnjak i dr. sc. Živojin Žagar s Medicinskoga fakulteta Sveučilišta u Zagrebu te dr. sc. Bashkim Agolli, koji je bio djelatnik IPM-a u Splitu. U održavanju vježba sudjelovali su specijalistica medicinske mikrobiologije i parazitologije iz KBC-a Split dr. Dubravka Kraljević (do 1992.) te iz IPM-a dr. Vinko Božanić (do 1990.) i dr. Nikola Radošević (do 1996.). Za potrebe izvođenja vježba i seminara iz virologije iz Zagreba je dolazila dr. sc. Volga Punda-Polić. Od ak. godine 1985./86. nastavu su izvodili dr. sc. V. Punda-Polić i dr. sc. B. Agolli u sastavu Katedre za bakteriologiju, virologiju i parazitologiju Medicinskoga fakulteta Sveučilišta u Zagrebu.

Nakon što je prof. dr. sc. Bashkim Agolli otišao u mirovinu, prof. dr. sc. V. Punda-Polić 1997. imenovana je prvom pročelnicom Katedre za medicinsku mikrobiologiju i parazitologiju Medicinskoga fakulteta Sveučilišta u Splitu. Nakon odlaska u mirovinu prof. Punda-Polić 2012., za pročelnicu Katedre

History of the Department

Classes in Medical Microbiology and Parasitology first started in 1982 at the School of Medicine in Split, located in the Institute of Naval Medicine (INM), within Hospital Križine. First teachers were Branko Richter, MD, PhD, Zvonimir Brudnjak, MD, PhD, Živojin Žagar, MD, PhD from the University of Zagreb, School of Medicine, together with Bashkim Agolli, MD, PhD from the INM in Split. Practical courses were delivered by Dubravka Kraljević, MD, specialist in Medical Microbiology and Parasitology (until 1992), Vinko Božanić, MD, from the INM (until 1990) and Nikola Radošević, MD (until 1996). Both seminars and practical courses were delivered by Volga Punda-Polić, MD, PhD from Zagreb. Starting from the academic year 1985/86,Volga Punda-Polić, MD, PhD was involved in teaching activites together with B. Agolli, MD, PhD from the Department of Bacteriology, Virology and Parasitology, University of Zagreb, School of Medicine.

After Prof Bashkim Agolli had retired, Prof Volga Punda-Polić was appointed to the position of the first Head of the Department of Medical Microbiology and Parasitology at the University of Split School of Medicine. After Prof Punda-Polić

imenovana je prof. Marija Tonkić, koja je na toj dužnosti do danas.

Prostorni i radni uvjeti

Nastava je do 2000. godine održavana u velikoj predavaonici IPM-a te u zgradi temeljnih medicinskih znanosti Medicinskoga fakulteta. Vježbe su se do 2006. održavale u neadekvatnoj prostoriji u sklopu IPM-a, a tada je Katedra na uporabu dobila prostor za vježbe u sklopu Patološko-anatomskoga kompleksa KBC-a Split, na lokalitetu Firule.

Katedra je 2004. dobila laboratorijski prostor za znanstvenoistraživački rad u zgradi temeljnih medicinskih znanosti Medicinskoga fakulteta. Oprema je kupljena sredstvima dobivenima od Ministarstva znanosti i tehnologije Republike Hrvatske, a ostala znanstvena oprema nabavljena je sredstvima s projekata MZT RH. Također je 2003. Katedri u istoj zgradi dodijeljena soba za smještaj arhive Katedre, čuvanje nastavnih i ispitnih materijala te za boravak djelatnika.

Nastavna djelatnost (dodiplomska i poslijediplomska)

Katedra za medicinsku mikrobiologiju i parazitologiju drži nastavu na sljedećim dodiplomskim studijima Medicinskoga fakulteta:

1. Medicina – na 3. godini, iz predmeta Osnove medicinske mikrobiologije i parazitologije te na 4. godini iz predmeta Klinička mikrobiologija;
2. Medicina na engleskom jeziku – na 3. i 4. godini (kao na studiju Medicina), od ak. god. 2013./14.;
3. Dentalna medicina – na 2. godini, iz predmeta Medicinska mikrobiologija, od ak. god. 2008./9.;
4. Farmacija – na 2. godini, iz predmeta Farmaceutska mikrobiologija, od ak. god. 2011./12.

Na Odjelu zdravstvenih studija Sveučilišta u Splitu Katedra održava nastavu od ak. god. 2012./13. za studente svih smjerova na 2. godini studija (iz predmeta Mikrobiologija i parazitologija) te za smjer Medicinska laboratorijska dijagnostika na 3. godini (iz predmeta Klinička mikrobiologija).

Nastava iz medicinske mikrobiologije i parazitologije sastoji se predavanja, seminara, vježba te pisanih i usmenih ispita. Teme predavanja i seminara, sadržaj vježba, obvezna nastavna literatura i ispitni rokovi oglašavaju se pregledno na oglasnoj ploči i na mrežnoj stranici Katedre. Obvezna je nastavna literatura za studente medicine i farmacije udžbenik: Brooks GF, Carroll KC, Butel JS, Morse SA, Mietzner TA,

retired in 2012, Prof Marija Tonkić became the Head of the Department and has remained in that position until present day.

Space and working conditions

Until 2000, classes were taught in the classroom of the INM and in the Basic Science Building of the School of Medicine. Practical classes were organized in an inadequate room at the INM until 2006, and at that time, the Deparment got adequate working space within the Pathology-Anatomy Complex at the University Hospital of Split, in the location Firule.

In 2004, the Department was also assigned a laboratory space for scientific research, located in the Basic Science Building of the School of Medicine. The equipment was bought by using financial resources of the Ministry of Science, Education and Sports (MSES) of the Republic of Croatia, while other scientific equipment was funded from projects of the MSES of the Republic of Croatia. In 2003, the Department was allocated the room for the purposes of storing the Department archive, teaching and exam materials, including working space for employees.

Teaching activities

The staff from the Department of Medical Microbiology and Parasitology are involved in teaching classes in the following graduate courses at the School of Medicine:

1. Medicine–the course Basics of Medical Microbiology and Parasitology in the third year and the course Clinical Microbiology in the fourth year,
2. Medical Studies in English - the same distribution of courses in the third and fourth year as at the study of Medicine for Croatian students, starting from the academic year 2013/2014,
3. Dental Medicine–the course Medical Microbiology in the second year, starting from the academic year 2008/2009,
4. Pharmacy (in collaboration with the Faculty of Chemistry and Technology) – the course Pharmaceutical Microbiology in the second year, starting from the academic year 2011/2012

Teaching activities started also at the University Department of Health Studies in the academic year 2012/2013 for students attending the second year of all undergraduate programmes (course Medical Microbiology and Parasitology) and for those attending the third year of the undergraduate

Nastavno i suradničko osoblje Katedre / *Teaching and Associate Staff of the Department:*
doc. dr. sc. Vanja Kaliterna, dr. sc. Katarina Šiško Kraljević, prof. dr. sc. Marija Tonkić, dr. sc. Anita Novak, izv. prof. dr. sc. Ivana Goić-Barišić, Ivana Gracin, prof., dr. med., Žana Rubić, dr. med. i Merica Carev, dr.med.

ur. „Medicinska mikrobiologija (Jawetz, Melnick i Adelberg)", Placebo d. o. o., 2015. (Medical Microbiology. 26th ed. New York: McGraw-Hill; 2013.), koji su preveli djelatnici Katedre, a prof. M. Tonkić bila je glavna urednica. Isti udžbenik na engleskom jeziku obvezna je literatura za studente Medicine na engleskom jeziku.

Za studente Dentalne medicine obvezni je udžbenik: Presečki V. Stomatološka mikrobiologija. Zagreb: Medicinska naklada; 2009. Djelatnici Katedre za ovaj su studij napisali praktikum za vježbe (Tonkić M. i sur., Medicinska mikrobiologija – praktikum za vježbe za studente Dentalne medicine. Split: Redak; 2015.).

Djelatnici Katedre kontinuirano ažuriraju banku pitanja za pisane ispite. Također sudjeluju u nastavi izbornih predmeta na poslijediplomskom studiju Klinička medicina utemeljena na dokazima na Medicinskom fakultetu Sveučilišta u Splitu pod nazivom Infektologija utemeljena na dokazima – influenca te Bolničke superbakterije, kojem je prof. M. Tonkić i voditeljica.

programme in Medical Laboratory Sciences (course Clinical Microbiology).

The course in Medical Microbiology and Parasitology is delivered in form of lectures, seminars, practical classes and includes both written and oral exams. Thematic units presented in lectures, seminars, practical classes, obligatory textbooks as well as exam terms are announced transparently on the notice board and the web page of the Department. The compulsory textbook for the courses at studies of Medicine and Pharmacy is: Brooks GF, Carroll KC, Butel JS, Morse SA, Mietzner TA, ur. "Medicinska mikrobiologija (Jawetz, Melnick i Adelberg)", Placebo d.o.o., 2015. (Medical Microbiology. 26th ed. New York: McGraw-Hill; 2013.), translated by the members of the Department, with Professor M. Tonkić as the Editor-in-chief. The same textbook in English is a compulsory literature for students attending Medical Studies in English.

The compulsory textbook for students attending Dental Medicine is: Presečki V. Stomatološka mikrobiologija. Zagreb: Medicinska naklada; 2009. Members of the Department also prepared a handbook that is used for practical classes (Tonkić M. i sur. Medicinska mikrobiologija - praktikum za vježbe za studente Dentalne medicine. Split: Redak; 2015.). The database for written exams has continuously been updated by the members of the Department.

Nastavno i suradničko osoblje

- prof. dr. sc. Marija Tonkić, pročelnica Katedre
- izv. prof. dr. sc. Marinko Dobec (do 2016.)
- izv. prof. dr. sc. Ivana Goić-Barišić, zamjenica pročelnice Katedre
- doc. dr. sc. Vanja Kaliterna
- dr. sc. Katarina Šiško Kraljević, poslijedoktorandica, tajnica Katedre
- dr. sc. Anita Novak, asistentica
- Žana Rubić, dr. med., asistentica
- Merica Carev, dr. med., stručna suradnica
- Marina Radić, dr. med., stručna suradnica

Osim nastavnoga osoblja, u pripremi i održavanju materijala potrebnih za praktični rad sa studentima sudjeluje Ivana Gracin, prof. biologije i kemije.

Prethodni voditelji nastave

- prof. dr. sc. B. Agolli, 1985.-1996.
- prof. dr. sc. Volga Punda-Polić, 1996.-2012.

The Department staffs have also been teaching elective courses in the postgraduate doctoral programme Evidence-Based Clinical Medicine at the University of Split School of Medicine, entitled Evidence-Based Infectology – Influenza and Hospital Superbugs, coordinated by Prof M. Tonkić.

Teachers and associates

- Prof Marija Tonkić, MD, PhD, Head of the Department
- Assoc Prof Marinko Dobec, MD, PhD (until 2016)
- Assoc Prof Ivana Goić-Barišić, MD, PhD, Deputy Head
- Assist Prof Vanja Kaliterna, MD, PhD
- Katarina Šiško Kraljević, MD, PhD – Postdoctoral researcher, Secretary of the Department
- Anita Novak, MD, PhD, Assistant
- Žana Rubić, MD, Assistant
- Merica Carev, MD, Expert Associate
- Marina Radić, MD, Expert Associate

Apart from the Department teachers, Ivana Gracin, BSc in Biology and Chemistry is also involved in preparing and maintaining the material needed for practical classes.

Previous Heads

- Prof B. Agolli, MD, PhD, 1985- 1996
- Prof Volga Punda-Polić, MD, PhD, 1996-2012

Stručna i znanstvena djelatnost

Projekti

Prof. Punda-Polić bila je voditeljica i glavna istraživačica na sljedećim znanstvenim projektima MZT Republike Hrvatske:

1. 1991.-1997. projekt broj 3-01-040 – „Vrste i značenje rikecioza na području srednjeg dijela južne Hrvatske"
2. 1997.-2002. projekt br. 108 186 – „Rikecije u južnoj Hrvatskoj"
3. 2002.-2006. projekt br. 0216005 – „Ekologija i epidemiologija rikecija u južnoj Hrvatskoj"
4. 2006.-2012. projekt „Patogeni koje prenose člankonošci u južnoj Hrvatskoj".
5. 2000.-2002. – bilateralni hrvatsko-slovenski projekt „Specifičnosti ekologije rikecija u sredozemnom i alpskom području".

Djelatnici Katedre suradnici su na sljedećim projektima:

1. 2007.-2014., na projektu MZOŠ-a „Mehanizmi rezistencije na antibiotike u gram-negativnih bakterija", voditeljica prof. dr. sc. Branka Bedenić, Medicinski fakultet Sveučilišta u Zagrebu;

Professional and scientific activities

Projects

Prof Punda-Polić was the project leader and the principal investigator on the following projects supported by the MSES of the Republic of Croatia:

1. 1991-1997 - project number 3-01-040 - "Types and significance of rickettsial diseases in the middle part of southern Croatia)
2. 1997-2002 - project no. 108 186 - "Rickettsiae in southern Croatia"
3. 2002-2006 - project no. 0216005 - "Ecology and epidemiology of rickettsiae in southern Croatia"
4. 2006-2012 - project "Arthropod-borne pathogens in southern Croatia"
5. 2000-2002 - Croatian-Slovenian Bilateral Project "Specificity of rickettsial ecology in the Mediterranean and Alpine region" .

2. od 2014.- na projektu Hrvatske zaklade za znanost (HRZZ) „Biological effects of wine: the influence of vinification technology, dealcoholisation and aging of wine", voditelj projekta prof. Mladen Boban, Medicinski fakultet Sveučilišta u Splitu;
3. od 2014. - na projektu br. 5656 HRZZ „Prirodno stanište klinički značajnih Acinetobacter baumannii", voditeljica projekta izv. prof. Jasna Hrenović, PMF Zagreb;
4. od 2015. - na projektu br. 8481 HZZZ „Biofizikalni dizajn antimikrobnih peptida i inovativni molekularni deskriptori", voditelj projekta prof. Davor Juretić, PMF Split.

Djelatnici Katedre također surađuju:

1. od 1998.- u European Study Group on Nosocomial Infections (ESGNI), istraživanje Prevalence and etiology of bloodstream infections in Europe i Prevalence and etiology of urinary infections in Europe;
2. od 2001.- u European Antimicrobial Resistance Surveillance System (EARSS);
3. 2002.-2007.- u Meropenem Yearly Susceptibility Test Information Collection (MYSTIC) programu;
4. od 2007.- u studiji Tigecycline Evaluation and Surveillance Trial (T.E.S.T.);
5. 2008.-2009. - u 3. europskoj studiji „Helicobacter pylori resistance to antibiotics in Europe";
6. od 2010.- u European Antimicrobial Resistance Surveillance Network (EARS-Net).

Djelatnici Katedre bave se znanstvenoistraživačkim radom koji obuhvaća područje bolničkih infekcija uzrokovanih rezistentnim mikroorganizmima, molekularnim osnovama rezistencije bakterija na antibiotike, genotipizacijom uzročnika infekcija te mikrobiološkim značajkama Helicobacter pylori infekcije.

Rezultate svojega znanstvenoga i stručnoga rada nastavnici Katedre objavljuju u eminentnim časopisima te aktivno sudjeluju na međunarodnim i domaćim kongresima i sastancima iz područja mikrobiologije, epidemiologije i infektologije.

Members of the Department are also involved in the following projects:

1. from 2007-2014, project of Ministry of Science, Education and Sports (MSES) " Mechanisms of antibiotic resistance in Gram-negative bacteria" ("Mehanizmi rezistencije na antibiotike u gram-negativnih bakterija"), project leader: Prof. Branka Bedenić,MD, PhD, University of Zagreb, School of Medicine,
2. from 2014- project of the Croatian Science Foundation (CSF) "Biological effects of wine: the influence of vinification technology, dealcoholisation and aging of wine", project leader: Prof Mladen Boban, MD, PhD, University of Split, School of Medicine,
3. from 2014- project no. 5656 CSF "Natural habitat of clinically significant isolates of Acinetobacter baumannii" ("Prirodno stanište klinički značajnih Acinetobacter baumannii"), project leader: Prof Jasna Hrenović, PhD, Faculty of Science Zagreb,
4. from 2015- project no. 8481 CSF "Biophysical design of antimicrobial peptides and innovative molecular descriptors" ("Biofizikalni dizajnantimikrobnih peptida i inovativni molekularni deskriptori"), project leader: Prof Davor Juretić, Faculty of Science, Split.

Members of the Department also collaborate in:

1. from 1998- European Study Group on Nosocomial Infections (ESGNI), research Prevalence and etiology of bloodstream infections in Europe; Prevalence and etiology of urinary infections in Europe,
2. from 2001- European Antimicrobial Resistance Surveillance System (EARSS),
3. from 2002 -2007 - Meropenem Yearly Susceptibility Test Information Collection (MYSTIC) program,
4. from 2007- Tigecycline Evaluation and Surveillance Trial (T.E.S.T.) Study,
5. from 2008-2009 - in 3rd European Study"Helicobacter pylori resistance to antibiotics in Europe",
6. from 2010- European Antimicrobial Resistance Surveillance Network (EARS-Net).

Members of the Department are also involved in different scientific research studies dealing with hospital infections caused by multidrug-resistant microorganisms, molecular principles of bacterial resistance to antimicrobial drugs, genotyping of microorganisms causing infections and microbiological characteristics of Helicobacter pylori infection.

Organizacija znanstvenih skupova (2007.-2016.)

- 2007. – poslijediplomski tečaj trajnoga usavršavanja za liječnike „Najčešće zoonoze u svakodnevnoj praksi – klinički i dijagnostički pristup"

Results of the scientific and professional work have been published in eminent journals. Besides publishing, members of the Department actively participate in many international and national conferences and meetings, covering topics in microbiology, epidemiology and infectology.

Organization of scientific meetings (2007-2016)

- 2007 - Postgraduate Course within Continuing Medical Education for Medical Doctors - "The most common zoonoses in practice – clinical and diagnostic approach".

Doktorirali (2007. – 2016.) / *PhD degrees (2007-2016)*

1. **Ivana Goić-Barišić**, Molekularna osnova smanjene osjetljivosti kliničkih izolata vrste Acinetobacter baumannii na karbapeneme, Split, Medicinski fakultet Sveučilišta u Splitu, 2009.
2. **Katarina Šiško-Kraljević**, Lišmenioza u Hrvatskoj – rasprostranjenost i parazitološka dijagnostika klinički simptomatskih i nesimptomatskih infekcija, Split, Medicinski fakultet Sveučilišta u Splitu, 2014.
3. **Vanja Kaliterna**, Genotipizacija kliničkih izolata vrste Acinetobacter baumannii i njihova sposobnost stvaranja biofilma. Multicentrično istraživanje, Split, Medicinski fakultet Sveučilišta u Splitu, 2014.
4. **Anita Novak**, Kliničke i mikrobiološke karakteristike Clostridium difficile infekcija u razdoblju od 2010. do 2011. u Kliničkom bolničkom centru Split, Split, Medicinski fakultet Sveučilišta u Splitu, 2015.

Plan razvoja

Zbog sve većega nastavnoga opterećenja Katedre u dodiplomskoj nastavi planiramo u dogledno vrijeme angažirati nove asistente te, posebno za područje virologije, kao zamjenu za izv. prof. Marinka Dobeca, novu nastavnicu, dr. sc. Irenu Tabain, koja će se birati u naslovnu docenticu.

Tijekom 2016. u znanstveno-nastavno zvanje docentice bit će birane dr. sc. Anita Novak i dr. sc. Katarina Šiško-Kraljević. U zvanje redovite profesorice izabrana je prof. Marija Tonkić, a u zvanje izvanredne profesorice doc. dr. sc. Ivana Goić-Barišić. Žana Rubić, dr. med. trebala bi uskoro završiti doktorski studij te obraniti disertaciju. Svi djelatnici Katedre nastavit će svoj znanstvenoistraživački rad te nastaviti suradnju na započetim projektima. To znači i daljnji rad u znanstvenoistraživačkom laboratoriju Katedre u suradnji s istraživačima eminentnih znanstvenih skupina.

Zbog povećane satnice vježba potrebno je zaposliti još jednoga medicinskoga laboratorijskog inženjera, što bi povećalo kvalitetu vježba te omogućilo održavanje i proširivanje banke sojeva i preparata.

U nastavi će se i dalje pratiti najnovija dostignuća naše struke te sukladno tomu revidirati sadržaj predmeta. Za

Development plan

Due to an increased teaching load and involvement of the Department staff in graduate courses, the plan is to hire new assistants in due course of time. In addition, it is also planned that, a new lecturer, especially in the area of Virology, Irena Tabain, MD, PhD is also employed as a substitute for Prof Marinko Dobec, MD, PhD. She is going to be promoted to the position of the Assistant Professor.

During 2016, Anita Novak, MD, PhD and Katarina Šiško-Kraljević, MD, PhD are planned to be promoted to the position of Assistant Professors. Assoc. Prof Marija Tonkić was promoted to the position of Full Professor and Assist. Prof Ivana Goić-Barišić, MD, PhD is planned was promoted to the position of Associate Professor. Žana Rubić, MD is about to complete her postgraduate doctoral study and defend her doctoral dissertation. All the members of the Department will continue their scientific research and collaboration on the projects that have started. This implies further work in the Department's scientific laboratory, in collaboration with eminent researchers from different scientific groups.

Due to an increased teaching load related to practical classes, it is necessary to employ another engineer of medical laboratory diagnostics who would enhance the quality

studij Medicine uveden je od ak. god. 2015./16. kao obvezan udžbenik navedeni prijevod udžbenika s engleskoga jezika, stoga, kao što je već napravljeno za studente Dentalne medicine, za studente Medicine i Medicine na engleskom jeziku planiramo pisanje priručnika za vježbe.

of practical classes and make it possible to maintain and expand the bank of strains and microscopic slides.

The course delivery will continuously be improved in line with the latest professional achievements and the course content will be revised accordingly. As mentioned previously, the compulsory textbook, translated from English language, was introduced in the course for students in the study programme of Medicine in the academic year 2015/2016. Moreover, we're also planning to write a handbook for practical classes both for students attending the degree programme Medicine and Medical Studies in English. Such handbook has already been prepared for Dental Medicine students.

Udžbenici, poglavlja u udžbenicima 2007. – 2016.

Textbooks, chapters in textbooks from 2007-2016

Djelatnici Katedre preveli su s engleskoga udžbenik Brooks GF, Carroll KC, Butel JS, Morse SA, Mietzner TA, ur. (Jawetz, Melnick i Adelberg) Medical Microbiology. 26th ed. New York: McGraw-Hill; 2013. te napisali priručnik Medicinska mikrobiologija – praktikum za vježbe za studente Dentalne medicine.

Members of the Department translated the following textbook from English: Brooks GF, Carroll KC, Butel JS, Morse SA, Mietzner TA, ur. (Jawetz, Melnick i Adelberg) Medical Microbiology. 26th ed. New York: McGraw-Hill; 2013. and wrote a handbook: Medicinska mikrobiologija - praktikum za vježbe za studente Dentalne medicine.

Osim toga napisali su sljedeća poglavlja u knjigama: / *Besides this, they are also authors of the following chapters in books:*

1. Tonkić M. Helicobacter. U: Uzunović-Kamberović S, ur. Medicinska mikrobiologija. Zenica: Štamparija Fojnica; 2009:483-487.
2. Tonkić M. Mikrobiološka dijagnostika infekcija u ginekologiji i perinatologiji. U: Karelović D, ur. Infekcije u ginekologiji i perinatologiji. Zagreb: Medicinska naklada: 2012:118-133.
3. Goić Barišić I. Haemophilus i Actinobacillus. U: Uzunović-Kamberović S, ur. Medicinska mikrobiologija. Zenica : Štamparija Fojnica, 2009:357-362.
4. Lukšić B, Goić Barišić I. Toxoplasma gondii. U: Karelović D, ur. Infekcije u ginekologiji i perinatologiji, ur. Zagreb: Medicinska naklada, 2012:565-580.
5. Kaliterna V. Bunyaviridae. U: Uzunović-Kamberović S, ur. Medicinska mikrobiologija. Zenica : Štamparija Fojnica, 2009:851-5.
6. Šiško Kraljević K. Krvno-tkivni protisti. U: Uzunović-Kamberović S, ur. Medicinska mikrobiologija. Fojnica: Štamparija Fojnica d. o. o., 2009.

Publikacije objavljene u časopisima indeksiranima u bazi Current Contents (2007. – 2016.)

Publications in journals indexed in Current Contents database during the period 2007-2016

Potpuni popis publikacija (46) nalazi se u elektroničkom obliku.
The complete list of publications (46) is enclosed in the digital format.

Literatura / *References*

1. Punda-Polić V. Katedra za medicinsku mikrobiologiju i parazitologiju. U: Janković S, Boban M, ur. Medicinski fakultet:1997. – 2007. Split: Medicinski fakultet Sveučilišta u Splitu; 2007, str.167

KATEDRA ZA MEDICINSKU PROPEDEUTIKU
DEPARTMENT OF MEDICAL PROPAEDEUTICS

Izv. prof. dr. sc. Damir Fabijanić / Assoc Prof Damir Fabijanić, MD, PhD
Pročelnik Katedre / Head of Department

Povijest katedre

Katedra za medicinsku propedeutiku (Kliničke vještine III) formirana je 1997. godine osamostaljenjem Medicinskoga fakulteta Sveučilišta u Splitu. Prvi pročelnik (od 1997. do 2009.) bio je prof. dr. sc. Dinko Mirić, od 2009. do 2015. pročelnik je bio prof. dr. sc. Izet Hozo, a od 2015. pročelnik Katedre je Izv. prof. dr. sc. Damir Fabijanić.

Nastava iz medicinske propedeutike provodi se na studijima medicine na hrvatskom i engleskom jeziku.

Nastava se odvija u Klinici za bolesti srca i krvnih žila, Klinici za plućne bolesti te Klinici za internu medicinu Kliničkoga bolničkog centra Split (nastavne baze Medicinskoga fakulteta Sveučilišta u Splitu). Organizirana je u obliku predavanja, seminara i praktičnih vježba (neposredan rad s bolesnikom).

Medicinska propedeutika prvi je klinički predmet na studiju medicine, stoga je poveznica između temeljnih (primjerice fiziologija, patofiziologija, patologija, farmakologija) i kliničkih

History of the Department

The Department of Medical Propedeutics (Clinical Skills III) was established in 1997 after the University of Split School of Medicine gained its independence. The first Head of Department (from 1997 to 2009) was Prof Dinko Mirić, suceeded by Prof Izet Hozo from 2009 to 2015. Since 2015, the Head of Department has been Assoc Prof Damir Fabijanić.

Classes are taught at the Department of Heart Disease and Blood Vessels, the Department of Pulmonary Diseases and Department of Internal Medicine, University Hospital of Split (the teaching base of the University of Split School of Medicine). They are delivered in form of lectures, seminars and practical classes (in direct work with the patient).

Medical Propedeutics is the first clinical course in the study of medicine. It represents the link between basic (e.g. physiology, pathophysiology, pharmacology) and clinical medical sciences (e.g. internal medicine, infectious disease medicine, surgery). During this course, medical students can, for the

predmeta (primjerice interna medicina, infektologija, kirurgija). Ona je prva prigoda da studenti medicine pretežno teorijska znanja, stečena tijekom prvih – pretkliničkih – godina studija, primijene u neposrednom radu s bolesnicima.

Tijekom praktičnih vježba, pod vodstvom mentora, studenti svladavaju kliničke vještine i postupke nužne za oblikovanje dijagnoze najčešćih stanja u kliničkoj – dominantno internoj – medicini. U tom slijedu studenti svladavaju osnovna znanja o simptomima, kliničkom pregledu i dijagnozama povezanima s bolestima srca i krvnih žila, dišnoga sustava, probavnoga, uropoetskoga, endokrinoga, imunološkoga, hematološkoga, koštano-mišićnoga i živčanog sustava.

Stjecanje vještina omogućeno je radom u malim skupinama, neposredno uz krevet bolesnika, usmjeravanjem na jasne kliničke probleme.

Nakon završenoga kolegija iz Propedeutike studenti su osposobljeni:

1. opisati i objasniti simptome i znakove najčešćih kliničkih stanja i bolesti,
2. u kontaktu s bolesnikom prepoznati simptome i znakove bolesti, procijeniti stanje bolesnika,
3. primijeniti metode kliničkoga pregleda, preporučiti najprimjerenije dijagnostičke metode,
4. usporediti simptome i kliničke znakove sličnih bolesti i kliničkih stanja, zaključivati o najvjerojatnijoj dijagnozi,
5. samostalno primijeniti metode kliničkoga pregleda.

Nastavnici na Katedri su:

prof. dr. sc. Izet Hozo, dr. med., redoviti profesor u trajnom zvanju, internist, gastroenterolog; izv. prof. dr. sc Damir Fabijanić, dr. med., izvanredni profesor, internist, kardiolog; prof. dr. sc. Viktor Čulić, dr. med., izvanredni profesor, internist, kardiolog; prof. dr. sc. Maja Radman, dr. med., izvanredna profesorica, internistica, endokrinologinja; doc. sc. Damir Bonacin, dr. med., internist, gastroenterolog; doc. dr. sc. Duška Glavaš, dr. med., internistica, kardiologinja; doc. dr. sc. Irena Perić, dr. med., pulmologinja; doc. dr. sc. Lovel Giunio, dr. med., internist, kardiolog; dr. sc. Gorana Trgo, dr. med., internistica, gastroenterologinja; dr. sc. Anela Novak, dr. med, internistica, endokrinologinja; dr. sc. Jonatan Vuković, dr. med., internist; mr. sc. Ljubica Škare-Librenjak, dr. med., internistica, hematologinja; mr. sc. Bruna Rošić Despalatović, dr. med., internistica, gastroenterologinja; Dijana Borić Škaro, dr. med., internistica, nefrologinja; Tomislav Filipović, dr.

first time, apply the theoretical knowledge they have gained during their preclinical medical education, in direct work with patients.

Students acquire knowledge about clinical procedures specific to Internal medicine, supervised by senior academics. They learn about symptoms and signs of the most frequent clinical conditions and diseases as well as about methods of clinical examinations of cardiovascular, respiratory, gastrointestinal, renal, endocrine, immune and haematological, musculoskeletal, and neurological systems. The education is patient-based and is in great part organized in small group sessions at the bedside, with problem-based and problem-oriented learning.

Upon completion of the course, students are able to:

1. Describe and explain symptoms and signs of the most frequent clinical conditions and diseases,
2. Recognize symptoms and signs of diseases, estimate patient's clinical condition based on the direct contact with the patient,
3. Apply methods of clinical examination; recommend the most appropriate diagnostic methods,
4. Compare symptoms and signs of the similar diseases and clinical conditions, make conclusion about the most possible diagnosis,
5. Master the methods of clinical examination and perform them independently.

Teachers and associates

Prof Izet Hozo, MD, PhD, specialist in internal medicine and gastroenterology; Assoc Prof Damir Fabijanić, MD, PhD; specialist in internal medicine and cardiology; Assoc Prof Viktor Čulić, MD, PhD, specialist in internal medicine and cardiology; Assoc Prof Maja Radman, MD, PhD, specialist in internal medicine and endocrinology; Assist Prof Damir Bonacin, MD, PhD, specialist in internal medicine and gastroenterology; Assist Prof Duška Glavaš, MD, PhD, specialist in internal medicine and cardiology; Assist Prof Irena Perić, MD, PhD, specialist in pulmology; Assist Prof Lovel Giunio, MD, PhD, specialist in internal medicine and cardiology; Gorana Trgo, MD, PhD, specialist in internal medicine and gastroenterology; Anela Novak, MD, PhD, specialist in internal medicine and endocrinology; Jonatan Vuković, MD, PhD, specialist in internal medicine; Ljubica Škare-Librenjak, MD, MSc, specialist in internal medicine and haematology; Bruna Rošić Despalatović, MD, MSc, specalist in internal medicine

Nastavno i suradničko osoblje Katedre / *Teaching and Associate Staff of the Department:*
prof. dr. sc. Izet Hozo, Ivana Tadin Hadjina, dr. med., izv. prof. dr. sc. Damir Fabijanić, izv. prof. dr. sc. Maja Radman i izv. prof. dr. sc. Viktor Čulić

med., internist, nefrolog; Sanja Madunić, dr. med., internistica, hematologinja; Ivana Tadin Hadjina, dr. med., internistica, gastroenterologinja.

Uz nastavu na matičnoj Katedri (na studijima na hrvatskom i engleskom jeziku), oni sudjeluju u nastavnim procesima na Katedri za internu medicinu (na studiju Medicine na hrvatskom i engleskom jeziku te studiju Dentalne medicine). Također, nositelji su ili suradnici u nizu izbornih predmeta na preddiplomskim studijima te doktorskim studijima splitskoga Sveučilišta.

Godine 2005. u anonimnoj studentskoj anketi Katedra za medicinsku propedeutiku proglašena je najboljom katedrom na Medicinskom fakultetu Sveučilišta u Splitu.

Stručna i znanstvena djelatnost

Od 2007. do 2016. nastavnici Katedre bili su voditelji sljedećih stručnih skupova (simpozija, tečajeva trajnoga usavršavanja liječnika):

1. Koronarna bolest. Voditelji: Mirić D, Giunio L, Vuković I. (2009.)
2. Abeceda atrijske fibrilacije. Voditelj: Fabijanić D. (2016.)

and gastroenterology; Dijana Borić Škaro, MD, specialist in internal medicine and nephrology; Tomislav Filipović, MD, specialist in internal medicine and nephrology; Sanja Madunić, MD, specialist in internal medicine and haematology; Ivana Tadin Hadjina, MD, specialist in internal medicine and gastroenterology.

Teaching and research activities

In the period from 2007 to 2016, teachers of the Department organized expert meetings (symposia and course of Continuing Medical Education):

1. Coronary artery disease. Mirić D, Giunio L, Vuković I. (2009)
2. Alphabet of the atrial fibrillation. Fabijanić D. (2016)

U navedenom razdoblju doktorirali su sljedeći članovi Katedre: / *PhD theses:*

1. **Fabijanić D.** C-reaktivni protein i oštećenje gastroduodenalne sluznice u bolesnika s koronarnom bolešću srca / *C-reactive protein and damage to the gastroduodenal mucosa in patients with coronary heart disease*. Medicinski fakultet Rijeka, 2007.
2. **Vuković J.** Zaštitno djelovanje mokraćne kiseline na oksidacijski stres i elastičnost arterijske stijenke / *The protective effect of uric acid on oxidative stress and elasticity of the arterial wall*. Medicinski fakultet Split, 2009.
3. **Bonacin D.** Promjena difuzijskog kapaciteta pluća u bolesnika s gastroezofagealnom refluksnom bolesti / *Changing diffusion lung capacity in patients with gastroesophageal reflux disease*. Medicinski fakultet Rijeka, 2012.
4. **Giunio L.** Promjene difuzijskog kapaciteta pluća u bolesnika s dijastoličkom disfunkcijom lijeve klijetke / *Changes diffusion lung capacity in patients with diastolic dysfunction of the left ventricle*. Medicinski fakultet Rijeka, 2012.
5. **Trgo G.** Uloga asimetričnog dimetilarginina (ADMA) u oksidativnom oštećenju gušterače tijekom akutne upale / *The role of asymmetric dimethylarginine (ADMA) in oxidative damage during acute inflammation of the pancreas*. Prirodoslovno-matematički fakultet Zagreb, 2014.

Plan razvoja

Na temelju satnice i opterećenosti postojećih kadrova pripremljena je jasna projekcija kadrova potrebnih za samostalno provođenje nastave (križaljka kadrova) na Katedri za medicinsku propedeutiku. Sukladno stalnomu povećavanju nastavnoga opterećenja uslijed povećanja broja studenata i studijskih programa te istodobne angažiranosti nastavnika kliničkim radom, cilj je postići podjednaku opterećenost nastavnika i uravnoteženost njihova broja prema pojedinim (subspecijalističkim) područjima podučavanja.

Iako je brojem kumulativnih nastavnika Medicinskoga fakulteta (4 nastavnika u kumulativnom radnom odnosu) relativno mala, Katedra za medicinsku propedeutiku značajno doprinosi publikabilnosti, a time i međunarodnoj prepoznatljivosti našega Fakulteta. Prema podatcima prikazanima u tekstu koji slijedi, nastavnici s Katedre od 1997. do danas publicirali su više od 110 radova u časopisima koje citira baza Current Contents (te još najmanje toliko u drugim indeksiranim bazama – SCIE, SCI, MEDLINE, Excerpta Medica), izdali su 3 autorske knjige i napisali 30-ak poglavlja u recenziranim knjigama (dio kojih je prihvaćen kao službeno nastavno gradivo Medicinskoga fakulteta u Splitu).

Izv. prof. dr. sc Damir Fabijanić i doc. dr. sc. Mihajlo Lojpur (s Katedre za anesteziologiju, reanimatologiju i intenzivno liječenje) 2009. u suradnji s Hrvatskom komorom dentalne medicine objavili su priručnik „Odabrana poglavlja iz kardiologije i reanimatologije za praktičare dentalne medicine", koji

Development plan

Based on the teaching load of the current staff, a clear projection of personnel required for smooth delivery of the course (staff crossword) has been made. In line with the constant increase in teaching load due to the increased number of students and study programmes as well as because of the simultaneous engagement of teachers in their clinical practice, the aim is to achieve equally distributed teaching load and to balance the number of teachers according to their suspecialist areas of expertise.

Although the number of teachers under the contract of cumulative employment (4 teachers in cumulative employment) is relatively small, the Department of Medical Propedeutics contributes significantly to publicability, thus also to international recognition of our School of Medicine. According to the data referred to in the text below, from 1997 to present, the academics from the Department have published 3 books, more than 110 articles in journals cited in Current Contents, and have written about 30 chapters in peer-reviewed books (some of which have been used as official teaching materials at the School of Medicine in Split).

In 2009, Assoc Prof Damir Fabijanić and Assist Prof Mihajlo Lojpur (Department of Anaesthesiology, Reanimatology and Intensive Care), in collaboration with the Croatian Chamber of Dental Medicine, published the handbook "Selected Chapters of Cardiology and Reanimatology for Practitioners of Dental Medicine". This handbook is used as official material

Izvođenje endoskopskog pregleda/ *Performing Endoscopy*

se rabi kao službena literatura za istoimeni izborni predmet na 4. godini studija Dentalne medicine.

Katedra za medicinsku propedeutiku među rijetkim je katedrama Medicinskoga fakulteta u Splitu koje imaju vlastiti udžbenik na hrvatskom i engleskom jeziku (Hozo I. i sur. Propedeutika interne medicine. HGD ogranak Split; 2013. i Hozo I. et al. Internal medicine propedeutics. Split School of Medicine, Split; 2015.)

Istraživački se rad planira ojačati uključivanjem studenata u klinička istraživanja s ciljem objavljivanja rezultata u indeksiranim medicinskim časopisima, napose u časopisima koje citiraju WOS i Current Contents. Time bi se povećala publikabilnost Katedre i Fakulteta u cjelini, a studentima bi se – uz mogućnost izrade diplomskoga rada – omogućilo i praktično sudjelovanje u znanstvenim aktivnostima na području kliničke medicine te stjecanje publikacija koje se vrednuju pri natjecanju za specijalizacije.

for the equally named elective course taught in the fourth year of Dental Medicine.

The Department of Clinical Propedeutics is one of the rare Departments in our School of Medicine that has its own textbook in English and Croatian (Hozo I i sur. Propedeutika interne medicine. HGD ogranak Split; 2014. i Hozo I et al. Internal Medicine Propedeutics. Split School of Medicine, Split; 2015)

The plan is to continue research with more active involvment of students in clinical trials with the aim to publish the results in indexed medical journals. This would increase the publicability of the Department and the School of Medicine as a whole, and the students would have the opportunity not only to write their graduation theses, but to be actively involved in scientific activities in the area of clinical medicine and to publish papers that are evaluated when applying for specialization programmes.

Udžbenici, poglavlja u udžbenicima i monografije 2007. – 2016.

Textbooks, book chapters and monographs during the period 2007 - 2016

1. Batinić T, Pavić L, Giunio L. MSCT srca. U: Mašković J, Janković S, ur: Odabrana poglavlja intervencijske radiologije. Medicinski Fakultet Sveučilišta u Splitu, Split, 2008:408-21.
2. Fabijanić D. Rezistencija na acetilsalicilnu kiselinu i klopidogrel. Odabrana poglavlja iz kardiovaskularnog liječenja. U: Polić S, Lukin A, Bagatin J (ur.). Split: Slobodna Dalmacija, 2008:155-70.

3. Bradarić A, Giunio L. Klinička klasifikacija infarkta miokarda. U: Mirić D, Vuković I, Giunio L, ur.: Koronarna bolest II. Hrvatsko kardiološko društvo – ogranak Split, 2009:458-70.
4. Giunio L. Intervencijsko liječenje akutnog infarkta miokarda. U: Mirić D, Vuković I, Giunio L, ur.: Koronarna bolest II. Hrvatsko kardiološko društvo-ogranak Split, 2009:481-94.
5. Čulić V. Psychological factors and the triggering of acute cardiac events. U: Sher L, ur. Psychological factors and cardiovascular disorders: the role of stress and psychosocial influences. New York: Nova Science Publishers, 2009:39-59.
6. Fabijanić D, Lojpur M. Odabrana poglavlja iz kardiologije i reanimatologije za praktičare dentalne medicine. Zagreb: Hrvatska stomatološka komora, 2009.
7. Hozo I. i sur. Internistička propedeutika s umijećem komuniciranja u kliničkoj medicini, str 368 .HGD – ogranak Split 2013.
8. Fabijanić D. Slomljeno srce: Romantičan mit ili surova stvarnost? Serotonin i depresija – mitovi i činjenice / Jakovljević Miro (ur.). Zagreb: Pro Mente, 2013. Str. 212-21.
9. Fabijanić D. Propedeutika srčano-žilnog sustava. Internistička propedeutika / Hozo, Izet (ur.). Split: Hrvatsko gastroenterološko društvo – ogranak Split, 2013:146-207.
10. Fabijanić D, Bonacin D. Rizici primjene antiagregacijskih lijekova i nesteroidnih antireumatika u bolesnika s koronarnom bolešću srca. Koronarna bolest drugo, prošireno izdanje / Mirić, Dinko; Vuković, Ivo; Giunio, Lovel (ur.). Split: Slobodna Dalmacija, 2009:530-51.
11. Fabijanić D, Sučić A. Infekcija kao čimbenik koronarnog rizika. Koronarna bolest drugo, prošireno izdanje / Mirić, Dinko; Vuković, Ivo; Giunio, Lovel (ur.). Split: Slobodna Dalmacija, 2009. Str. 158-73.
12. Čulić V. Precipitirajući čimbenici akutnih oblika koronarne bolesti. U: Mirić D, Vuković I, Giunio L, ur. Koronarna bolest, 2. izdanje. Split: Hrvatsko kardiološko društvo – ogranak Split; 2009:268-85.
13. Čulić V. Simptomatologija akutnog koronarnog sindroma. U: Mirić D, Vuković I, Giunio L, ur. Koronarna bolest, 2. izdanje. Split: Hrvatsko kardiološko društvo – ogranak Split; 2009:375-97.
14. Čulić V. Fizikalni pregled glave. U: Hozo I i sur. Internistička propedeutika s vještinama komuniciranja u kliničkoj medicini. Hrvatsko gastroenterološko društvo – ogranak Split; 2013:74-96.
15. Čulić V. Fizikalni pregled vrata. U: Hozo I i sur. Internistička propedeutika s vještinama komuniciranja u kliničkoj medicini. Hrvatsko gastroenterološko društvo – ogranak Split; 2013:97-103.
16. Čulić V. Fizikalni pregled ekstremiteta. U: Hozo I i sur. Internistička propedeutika s vještinama komuniciranja u kliničkoj medicini. Hrvatsko gastroenterološko društvo – ogranak Split; 2013:324-35.
17. Novak A. Patofiziologija kroničnih komplikacija šećerne bolesti. U: Tina Tičinović-Kurir i sur. Patofiziologija endokrinopatija.
18. Novak A. Imaju li bolesnici s akromegalijom veću učestalost tumora? U: Gnjidić Ž, Kaštelan D (ur.). Akromegalija i gigantizam.

Publikacije objavljene u časopisima indeksiranima u bazi Current Contents (2007. – 2016.)

Publications in journals indexed in Current Contents database during the period 2007-2016

Potpuni popis publikacija (85) nalazi se u elektroničkom obliku.

The complete list of publications (85) is enclosed in the digital format.

KATEDRA ZA MEDICINSKU RADIOLOGIJU
DEPARTMENT OF MEDICAL RADIOLOGY

Izv. prof. dr. sc. Ante Buča / Assoc Prof Ante Buča, MD, PhD
Pročelnik Katedre / Head of Department

Povijesni osvrt

Prije utemeljenja Katedre za medicinsku dijagnostiku Medicinskoga fakulteta Sveučilišta u Splitu 1. 10. 1997. godine, nastava predmeta Radiologija odvijala se dugi niz godina u okrilju Katedre za radiologiju i opću kliničku onkologiju Medicinskoga fakulteta Sveučilišta u Zagrebu, sa satnicom od 75 student-sati, ali bez pomoći znanstveno-nastavnih kadrova iz Zagreba. Prvi nastavnik, od početka Studija u Splitu, bio je doc. dr. sc. Srđan Boschi, koji je ujedno bio i nositelj nastave iz radiologije, a prvo predavanje iz radiologije održano je u Splitu 15. 11. 1976. godine (tema: „Rendgenska dijagnostika abdomena na prazno", predavač doc. dr. sc. S. Boschi). Već 1978. godine kao suradnik u nastavi, a uskoro i voditelj vježba na poslijediplomskom studiju liječnika opće medicine (nastava predmeta Radiologije) i diplomskom studiju medicine, priključuje mu se Stipan Janković, dr. med. sa 17 sati predavanja i 20 sati vježba. Uz njih dvojicu u nastavi dugi niz godina (do 1989.), sudjeluje i prof. dr. sc. Petar Kačić iz Dubrovnika, a početkom 80-ih godina još i dr. Josip Mašković. Godine 1985. dr. sc. Stipan Janković izabran je za docenta na Medicinskom fakultetu u Zagrebu, a 1988. godine na istom Fakultetu u zvanje izvanrednoga profesora radiologije za potrebe Medicinskoga studija u Splitu. Od travnja 1994. godine u kumulativnom je radnom odnosu na

History of the Department

The Department of Radiology has been an integral part of the University of Split School of Medicine since its establishment in October 1997. Earlier, the Medical Radiology course was an integral part of the teaching programme provided by the Department of Radiology and General Clinical Oncology – part of the University of Zagreb – branch Medical School of Split. All teaching programmes were conducted by medical personnel employed in University Hospital of Split, without any help from the former home institution in Zagreb. The first teacher and the coordinator of the course in Medical Radiology was Assoc Prof Srđan Boschi. His first lecture entitled *Radiology Diagnostic in Abdominal Disease* was held in Split on 15 November 1976. Two years later, another medical doctor – Stipan Janković, MD started to work as a Teaching Assistant in the Medical Radiology course, with 17 hours of lectures and 20 hours of practical classes in radiology. Prof Petar Kačić and Prof Josip Mašković were involved in the teaching process for a long time, along with Prof Janković and Prof. Boschi. In 1985, Stipan Janković was appointed to the position of Associate Professor at the University of Zagreb, and three years later, he was promoted to the position of Radiology Professor at the School of Medicine in Split. Due to all professional, scientific and educational achievements,

Medicinskom fakultetu u Zagrebu. Temeljem postignutih rezultata u stručnom, znanstvenom i nastavno-pedagoškom radu, Odjel za radiologiju odlukom Znanstveno-nastavnoga vijeća Medicinskoga fakulteta Sveučilišta u Zagrebu od 20. 12. 1983. godine dobiva status kliničke institucije s nazivom Zavod za radiologiju KBC Split. Istom odlukom dodjeljuje se status kliničke institucije i „Centru za onkologiju i radioterapiju" KBC Split, tako su te dvije institucije postale prvi klinički odjeli na tlu južne Hrvatske.

Nakon osamostaljenja Medicinskog studija i prerastanja u samostalni Medicinski fakultet Sveučilišta u Splitu, u ožujku 1997. godine, Klinički zavod za radiologiju postaje „Klinički zavod za radiologiju Medicinskog fakulteta Sveučilišta u Splitu". U Kliničkom zavodu za radiologiju, kao znanstveno-nastavnoj bazi Medicinskoga fakulteta u Splitu, prvi put 1999. godine, sukladno Zakonu o visokom školstvu, uz već izabranu dvojicu nastavnika Medicinskoga fakulteta (prof. dr. sc. Stipan Janković, redoviti profesor radiologije; prof. dr. sc. Josip Mašković, izvanredni profesor radiologije; prof. dr. sc. Srđan Boschi umirovljen 1995. godine) izabrano je i šest asistenata. Tako je trećina tadašnjih visokostručnih medicinskih kadrova u Kliničkom zavodu za dijagnostičku i intervencijsku radiologiju izabrana u znanstveno-nastavna i suradnička zvanja. U ožujku 2002. godine, rješenjem Ministarstva zdravstva Republike Hrvatske, Kliničkom zavodu za radiologiju potvrđen je status kliničke institucije, a naziv dopunjen u Klinički zavod za dijagnostičku i intervencijsku radiologiju KBC Split. S povijesnog aspekta promatrano, Klinički zavod za radiologiju, prije Odjel opće radiologije, još i prije pokretanja studija medicine, rano se uključuje u različite oblike nastavne djelatnosti. Od davne 1961. sudjeluje u nastavi i vježbama za studente Više stomatološke škole u Splitu (dr. Borislav Parać, dr. Babić); u nastavi poslijediplomskoga studija i specijalizacije za opću, školsku i radnu medicinu te urgentnu medicinu u organizaciji Škole narodnoga zdravlja „Dr. Andrija Štampar" i Medicinskoga fakulteta u Zagrebu sudjeluje od 1962., a u nastavi poslijediplomskoga studija za liječnike stomatologe u Splitu obavljaju se nastava i vježbe iz kolegija Radiologija usne šupljine i čeljusti. Nastavnici i suradnici Odjela za radiologiju Opće bolnice Split od 1976. sudjeluju u dodiplomskoj nastavi iz kolegija Radiologija na Medicinskom studiju u Splitu Medicinskog fakulteta Sveučilišta u Zagrebu, a od 1978. godine i na poslijediplomskom studiju iz radiologije Medicinskog fakulteta u Zagrebu. Prof. dr. sc. Srđan Boschi, predstojnik Kliničkoga zavoda za radiologiju od 1983. do 1995., bio je dugogodišnji voditelj ne samo kolegija Radiologija nego i voditelj Medicinskog

the Council of the School of Medicine in Zagreb passed the resolution by which former Radiology Department in Split gained the status of the Clinical Department of Radiology, separated from the Oncology Centre. These two institutions were the first clinical departments of this kind in the South Croatia.

In March 1997, the Clinical Department of Radiology was renamed to the Department of Medical Radiology of the University of Split School of Medicine. Along with three previously elected Professors (Stipan Janković, Josip Mašković and Srđana Boschi), six new Teaching Assistants were appointed. By the Decree of the Ministry of Health in March 2002, the Department of Medical Radiology became the Clinical Department of Diagnostic and Interventional Radiology at the University Hospital of Split.

Historically, even before School of Medicine was established, the Department of General Radiology had taken part in different educational programmes. For example, from 1961, Borislav Parać; MD and Babić, MD were involved in the education of students attending the Dental Faculty in Split. Also, courses in postgraduate programmes as well as specialization courses in the fields of family medicine, emergency medicine, etc. were conducted at the Radiology Department. Lectures and practical classes in the course Radiology of Oral Cavity and Jaw were organized for dental medicine students. All teachers and associates were involved in the delivery of different courses at Schools of Medicine in Split and Zagreb. Prof Srđan Boschi was the Head of the Department and the coordinator of the Medical Radiology course from 1983 - 1995. Finally, after School of Medicine in Split became an independent institution, the Department of Radiology became an educational and research base in its full scope. The Clinical Radiology course has been organized and delivered as part of the postgraduate doctoral programme at our Department as well. The teachers from the Department of Radiology took part in teaching the radiology educational program at the University of Mostar, School of Medicine. Prof Josip Mašković (a retired member of our Department) is still the Head of the Radiology Department at Mostar School of Medicine. The Department staff organize monthly lectures as part of Continuing Medical Education programmes for medical professionals. Apart from delivering courses for medical students, teachers from the Department of Radiology are continuously involved in the education of radiology technicians, in nursing study programme as well as other medicine-related study programmes. The Department is the

Nastavno osoblje Katedre / *Teaching Staff of the Department:*
doc. dr. sc. Ivana Štula, Krešimir Kolić, dr. med., dr. sc. Vesna Fridl-Vidas, izv. prof. dr. sc. Marina Maras, Šimunić, izv. prof. dr. sc. Ante Buča, doc. dr. sc. Krešimir Dolić, mr. sc. Srećka Kuštera-Ćurković, doc. dr. sc. Tade Tadić, doc. dr. sc. Sanja Lovrić Kojundžić i doc. dr. sc. Tonći Batinić

studija (1983. – 1995.). Konačno, nakon osamostaljenja Medicinskog studija u Splitu i njegova prerastanja u Medicinski fakultet Sveučilišta u Splitu, Klinički zavod za radiologiju kao nastavna baza Medicinskoga fakulteta u cijelosti preuzima i provodi dodiplomsku nastavu (predavanja, seminari i vježbe) iz kolegija Radiologija, a u poslijediplomskoj nastavi na istom Fakultetu na poslijediplomskom doktorskom studiju Medicinskoga fakulteta u Splitu „Temeljne i kliničke medicinske znanosti" izvodi kolegij Klinička radiologija (voditelj prof. dr. Stipan Janković). Nastavnici Kliničkoga zavoda za radiologiju održavali su i dodiplomsku nastavu na Medicinskom fakultetu Sveučilišta u Mostaru sve do 2010. godine (pročelnik je Katedre za radiologiju i nuklearnu medicinu na tom Fakultetu od početka do danas prof. dr. sc. Josip Mašković, umirovljeni djelatnik našega Zavoda) te tečajeve stalnoga medicinskog usavršavanja liječnika u organizaciji Medicinskoga fakulteta u Zagrebu i osobito Medicinskoga fakulteta u Splitu. Nastavnici i suradnici Odjela za radiologiju, odnosno Kliničkoga zavoda za radiologiju, kontinuirano sudjeluju u izobrazbi radioloških tehnologa, i to od 1974. godine (voditelj: prim. dr. Srđan Boschi), 1980. i 1989. godine u sklopu izmještenoga odjeljenja Više škole za medicinske sestre i zdravstvene tehničare u Zagrebu (voditelj dviju generacija studenata prof. dr. sc. Stipan Janković), od 2000. godine u organizaciji Veleučilišta u Splitu, odnosno Medicinskoga fakulteta Sveučilišta u Splitu (voditelj prof. dr. Josip Mašković), a od 2012. godine pri Sveučilišnom odjelu zdravstvenih studija Sveučilišta u Splitu (voditelj Katedre prof. dr. sc. Stipan Janković). Zavod

reference centre for CT diagnostics of Siemens. It is also part of the reference centre for asbestosis managed by the Croatian Ministry of Health. All medical doctors employed at the Department hold regular meetings with colleagues from other Departments (Departments of Neurology, Neurosurgery, Paediatric, Vascular Surgery, Internal Medicine Department, and others). All of them are involved in residents' education, as well as education organized for students of Medical Studies in English – University of Split. A number of teachers have been supervising doctoral and graduation theses.

Space and working conditions

Lectures in the Medical Radiology course have been held in lecture halls at the University Hospital of Split (at Firule and Križine locations) since 1976. Recently, practical classes and some seminars have been delivered at the Department of Radiology. The Department operates at two different locations: Firule (area of 2175 m2) and Križine (1201 m2). There is a central archive at both locations, with numerous radiological images which are used for students' practical classes (organized in small groups: 3-5 students). The Department, with its substantial scientific production, is a prominent centre of diagnostic and interventional radiology within the region.

je referentni centar za CT dijagnostiku tvrtke Siemens te dio referentnoga centra za azbestoze Ministarstva zdravstva Republike Hrvatske. Stručnjaci/nastavnici Kliničkoga zavoda za radiologiju održavaju redovite tjedne stručne sastanke sa specijalistima drugih medicinskih grana u Kliničkoj bolnici Split (neurolozima, neurokirurzima, pedijatrima, vaskularnim kirurzima, internistima, onkolozima itd.), mjesečne tematske sastanke Sekcije za radiologiju HLZ-a, podružnica Split, sudjeluju u izobrazbi specijalizanata iz radiologije i drugih grana kliničke medicine te studenata zdravstvenih studija, a izabrani nastavnici mentori su većem broju studenata te magistara i doktora znanosti. Također sudjeluju u izvođenju nastave na Studiju medicine na engleskom pri Medicinskom fakultetu u Splitu za predmet Radiologija.

Smještaj i uvjeti rada

Od početka (1976. godine) nastava predmeta Radiologije na Medicinskom studiju u Splitu održava se u Velikoj predavaonici KBC-a Split na Firulama, a nešto kasnije i u za to namijenjenim prostorijama PAK-a bolnice na Firulama. U novije vrijeme različiti oblici nastave (uglavnom predavanja i seminari, dodiplomska i poslijediplomska nastava) održavaju se i u predavaonici Medicinskoga fakulteta na Križinama. Vježbe i dio seminarske nastave održavaju se kontinuirano na brojnim radilištima Kliničkoga zavoda za dijagnostičku i intervencijsku radiologiju. To je danas moderno osmišljena i organizirana radiološka institucija čiji središnji dio zauzima površinu od 2.175 m2 u bolnici na Firulama te još 1.201 m2 u bolnici na Križinama. Na svakom bolničkom lokalitetu (bolnica na Firulama i bolnica na Križinama) postoji središnji arhiv Zavoda s velikom količinom rendgenskih snimaka konvencionalne radiološke dijagnostike i intervencijske radiologije koje se rabe za studentske vježbe. Nalazi digitalnih radioloških metoda pohranjuju se na CD-ROM i MOD-diskove, koji se također rabe za vježbe. Posljednjih godina radi stalnoga poboljšanja izvođenja nastavnog procesa vježbe se provode „uživo" na dijagnostičkim jedinicama Zavoda za radiologiju u malim studentskim grupama (3 – 5 studenata). Klinički zavod za dijagnostičku i intervencijsku radiologiju, kao ključna nastavna baza za radiologiju Medicinskoga fakulteta, institucija je u kojoj se izvode svi dijagnostički postupci konvencionalne i digitalne radiologije te svi postupci vaskularne i nevaskularne intervencijske radiologije.

Nastavno i suradničko osoblje

• U Kliničkom zavodu za dijagnostičku i intervencijsku radiologiju radi 29 specijalista radiologije i 10 specijalizanata. Od studenoga 2013. dužnost predstojnika Kliničkoga

Teachers and associates

Twenty nine radiology specialists and ten residents are employed at the Department of Radiology. Assoc Prof Ante Buča has been the Head of the Department since November 2013. The majority of specialists are involved in the teaching process. The staff members in the academic and associate positions are as follows:

- Assoc Prof Ante Buča, MD, PhD, Head
- Assoc Prof Liana Cambj-Sapunar, MD, PhD, Head Deputy
- Assoc Prof Igor Barišić, MD, PhD
- Assoc Prof Marina Maras Šimunić, MD, PhD
- Assist Prof Tade Tadić, MD, PhD
- Assist Prof Tonći Batinić, MD, PhD
- Assist Prof Krešimir Dolić, MD, PhD
- Assist Prof Ivana Štula, MD, PhD
- Srećka Kuštera-Ćurković, MD, MSc
- Vesna Fridl-Vidas, MD, MSc
- Gordana Glavina, MD
- Krešimir Kolić, MD

Professional and scientific activities

Apart from the basic teaching activities, academics from the Department of Medical Radiology have been participating in different research studies and presenting their results at relevant national and international professional conferences.

The Medical Radiology course is delivered in the fourth year of the study programme in Medicine, with the total of 70 teaching hours (18 lectures, 12 seminars and 40 practical classes). The curriculum is available at the web page of the Department of Radiology: www.kbsplit.hr/radiologija and www.mefst.hr

A considerable number of teachers spent part of their professional education in foreign institutions.

In 2008, Gordana Glavina, MD spent three months at the Medical University South Carolina, Charleston, South Carolina, USA, as part of her scientific-professional specialization in the field of neuroradiology. She completed the programme successfully, and since 2015, she has been working as a subspecialist in neuroradiology.

Assoc Prof Tade Tadić attended one-month educational programme in the field of Diagnostics of Breast Disease at Memorial Sloan Kettering Cancer Center, New York, USA (tutored by Laure Liberman, MD). Assoc Prof Tade Tadić is

zavoda obnaša prim. prof. dr. sc. Ante Buča. Većina specijalista sudjeluje u izvođenju vježba, a liječnici izabrani u znanstveno-nastavna i suradnička zvanja, uz izvođenje različitih oblika nastave, sudjeluju i u znanstvenoistraživačkoj djelatnosti. U statusu izabranih nastavnika i suradnika su:

- Izv. prof. dr. sc. Ante Buča, izvanredni profesor radiologije, pročelnik Katedre,
- Izv. prof. dr. sc. Liana Cambj-Sapunar, zamjenica pročelnika Katedre,
- Izv. prof. dr. sc. Igor Barišić,
- Izv. prof. dr. sc. Marina Maras Šimunić,
- doc. dr. sc. Tade Tadić, docent
- doc. dr. sc. Tonći Batinić, docent
- doc. dr. sc. Krešimir Dolić, docent
- doc. dr. sc. Ivana Štula, docentica
- mr. sc. Srećka Kuštera-Ćurković
- mr. sc. Vesna Fridl-Vidas
- Gordana Glavina, dr. med., suradnica u nastavi
- Krešimir Kolić, dr. med., suradnik u nastavi.

Nastavna i znanstvena djelatnost

Uz redovito provođenje nastave na dodiplomskom i poslijediplomskim studijima medicine te stručnim studijima, djelatnici Katedre za medicinsku radiologiju bave se i znanstvenoistraživačkim radom. Većina nastavnika redovito i aktivno sudjeluje na svim važnijim svjetskim, europskim i nacionalnim stručnim i znanstvenim skupovima, ovisno o užem području interesa – rada.

Predmet Medicinska radiologija predaje se na četvrtoj godini studija s ukupnom satnicom od 70 sati (18P+12S+40V). Izvedbeni raspored i plan nastave dostupni su na mrežnim stranicama Zavoda za radiologiju (www.kbsplit.hr/radiologija) i Fakulteta (www.mefst.hr).

Znatan broj djelatnika Zavoda za radiologiju (ujedno nastavnici i suradnici u nastavi predmeta Radiologija te specijalisti radiologije zaslužni za razvoj struke) proveo je dio svojega stručnog i znanstvenog usavršavanja u inozemstvu (u posljednjih 10 godina):

Gordana Glavina, dr. med., 2008. godine provela je tri mjeseca na znanstveno-stručnom usavršavanju na Medical University South Carolina, Charleston, South Carolina, SAD, iz područja neuroradiologije. Uspješno je završila, a od 2015. godine je i subspecijalistica iz neuroradiologije.

the coordinator of the course Medical Radiology at Medical Studies in English, School of Medicine, Split.

Assist Prof Krešimir Dolić attended a number of specialized educational programmes in neuroradiology: he spent a year at Buffalo Neuroimaging Analysis Centre (2010-2011), attended one-month at AKH Hospital in Vienna (2012) and one-month educational programme related to the area of Head and Neck at Memorial Sloan Kettering Cancer Center, New York, USA (2013). Assist Prof Krešimir Dolić has successfully passed two out of four exams organized by the European Society of Radiology in the ongoing process for achieving European Certificate of Neuroradiology. Since 2015/2016, he has been the Head of the Radiologic Technology study programme at the Department of Health Studies, University of Split.

Assist Prof Krešimir Dolić spent, as part of his professional education in the field of neuroradiology, two months in 2007 and five months in 2012 at the Medical University South Carolina, Charleston, South Carolina, USA.

A great number of specialists and residents are in postgraduate doctoral education. Some of them are still PhD students (Gordana Glavina, MD, Sonja Britvić-Pavlov, MD, Krešimir Kolić, MD, Dragan, Dragičević, MD, Kristina Šitum, MD, Marija Ćavar Borić, MD, Dijana Perica, MD), and a few of them have already obtained their PhD degrees: Assist. Prof. Maja Marinović Guić, PhD, Danijela Budimir Mršić, PhD, Ana Čarić, PhD, Sanja Lovrić Kojundžić, PhD. -Marinović Guić M, (2011)

Doc. dr. sc. Tade Tadić proveo je mjesec dana na stručnom usavršavanju iz radiološke dijagnostike bolesti dojke u bolnici Memorial Sloan Kettering Cancer Center, New York, SAD, pod mentorstvom dr. Laure Liberman 2013. godine. Voditelj je predmeta Radiologija na „Medical studies in English" pri Medicinskom fakultetu Sveučilišta u Splitu.

Doc. dr. sc. Krešimir Dolić boravio je na znanstveno-stručnom usavršavanju u „Buffalo Neuroimaging Analysis Centre" od lipnja 2010. do lipnja 2011. godine, zatim na jednomjesečnom neuroradiološkom stručnom usavršavanju u AKH bolnici u Beču 2012. godine te jednomjesečnoj edukaciji iz područja „head and neck" radiologije u Memorial Sloan Kettering Cancer Center, New York, SAD, 2013. godine. Uspješno je završio dva od ukupno četiriju tečajeva iz neuroradiologije u organizaciji europskoga društva neuroradiologije u sklopu postupka stjecanja europske diplome iz neuroradiologije. Pročelnik je Odsjeka za radiološku tehnologiju pri Sveučilišnom odjelu zdravstvenih studija Sveučilišta u Splitu od akademske godine 2015./16.

Dr. Krešimir Kolić boravio je na dvomjesečnom stručnom usavršavanju iz područja neuroradiologije 2007. godine te na petomjesečnom znanstveno-stručnom usavršavanju 2012. na Medical University South Carolina, Charleston, South Carolina, SAD.

Veći broj specijalista i specijalizanata Zavoda završio je poslijediplomski znanstveni studij „Temeljne i kliničke medicinske znanosti", i to: dr. Gordana Glavina (magistarski), dr. Sonja Britvić-Pavlov (doktorski), dr. Krešimir Kolić (doktorski), dr. Dragan Dragičević (doktorski), Kristina Šitum (doktorski), dr. Marija Ćavar Borić (doktorski), Dijana Perica (doktorski), a pojedini su već i doktorirali: doc. dr. sc. Maja Marinović Guić (specijalizantica), dr. sc. Danijela Budimir Mršić (specijalizantica), dr. sc. Ana Čarić (specijalistica), dr. sc. Sanja Lovrić Kojundžić (specijalistica).

Magistrirali i doktorirali 2007. – 2016.

PhD theses during the period 2007 - 2016

1. **Batinić T**, Utjecaj glosofaringealne insuflacije na srčanu funkciju te analiza nevoljnih pokreta dijafragme u treniranih ronilaca na dah – studije s magnetnom rezonancijom / *Impact of glosopharingeal insufflation at cardiac function and analysis of uncontrolled diaphragmatic motions in trained breath hold divers using magnetic resonance*, 2013.
2. **Dolić K**, Usporedba magnetske rezonancijske venografije i vaskularnog ultrazvuka u dijagnostici kronične cerebrospinalne venske insuficijencije u bolesnika s multiplom sklerozom i ispitanika bez neuroloških bolesti / *The comparison of magnetic resonance venography with vascular ultrasound for diagnostic approach in patients with multiple sclerosis and healthy volunteers*, 2013.
3. **Štula I**, Procjena testikularne cirkulacijske i imunološke senzibilizacije nakon hernioplastike s ugradnjom neresorptivne mrežice / *Testicular circulation and immunologic sensibilization assessment following inguinal hernia mesh repair*, 2014.
4. **Lovrić Kojundžić S**, Uloga protein kinaze II ovisne o Ca++ kalmodulinu u modelu neuropatske boli izazvane podvezivanjem spinalnog živca u štakora / *Role of the Calcium calmodulin dependent protein kinase II in the model of neuropathic pain induced by spinal nerve ligation in rats*, 2009.
5. **Čarić A**, Apoptotski putevi u pokrovnom epitelu jajnika tijekom normalnog embrionalnog razvoja i zloćudne preobrazbe: bliski odnos razvojne plastičnosti i novotvorine / *Apoptotic pathways in ovarian surface epithelium of human embryos during embryogenesis and carcinogenesis: close relationship of developmental plasticity and neoplasm*, 2014.
6. **Marinović Guić M**, Karakterizacija spinalnih aferentnih neurona koji se projiciraju u različite komore srca mladih i starih štakora / *Characterization of spinal afferent neurons projecting to different chambers of the rat heart*, 2011.
7. **Budimir Mršić D**, Odnos antropometrijskih mjera tjelesne mase i masnog tkiva s pokazateljima elastičnosti arterijske stjenke u zdravih ispitanika / *Association of anthropometric measures of body composition with arterial stiffness in a healthy population*, 2012.

Uz nastavnu djelatnost, značajno je mjesto u radu Katedre znanstvena i izdavačka djelatnost. Stručnjaci znanstvenici Zavoda za radiologiju sudjelovali su kao istraživači u više znanstvenih projekata.

- Prof. dr. sc. Stipan Janković (umirovljen 2014.) voditelj znanstvenoistraživačkoga projekta „Rana dijagnostika i trombolitičko liječenje ishemijskog moždanog udara" (šifra projekta: 216-0000000-0525; MZOŠ, 2007. – 2011.).
- Prof. dr. sc. Ante Buča, dr. Krešimir Kolić, dr. Gordana Glavina i dr. Srećka Kuštera Ćurković sudjelovali su u projektu „Rana dijagnostika i trombolitičko liječenje ishemijskog moždanog udara" (šifra projekta: 216-0000000-0525; MZOŠ, 2007. – 2011.).
- Prof. dr. sc. Liana Cambj-Sapunar sudjelovala je kao aktivna istraživačica na znanstvenoistraživačkom projektu MZOŠ-a: „Stanična smrt: Morfološka različitost i prateći mehanizmi" (br. 0216001) te kao voditeljica znanstvenoistraživačkoga projekta „Trombolitičko liječenje ishemijskog moždanog udara na štakorskim modelima" (šifra projekta: 216-2160528 0506; MZOŠ, 2007. – 2013.).
- Doc dr. sc. Tonći Batinić suradnik je na znanstvenoistraživačkom projektu „Ronjenje s komprimiranim zrakom i kardiovaskularni sustav" (216-2160133-0130) koji financira MZOŠ od 2007. godine do 2013. godine. Također je suradnik na aktualnom znanstvenoistraživačkom projektu: „Investigating Pathological Processes in Ischemic Human Myocardium; Basic Science Tools for Major Health Problem", broj projekta: 3718, voditelj: prof. dr. sc. Darija Baković Kramarić.
- Doc. dr. sc. Krešimir Dolić sudjeluje na projektu SOZS-a koji financiraju EU i ESF, „Izrada standarda zanimanja/kvalifikacija uz unaprjeđenje zdravstvenih studijskih programa" HR 3.1.15 - 0051. Član je radne skupine za smjer radiološka tehnologija.

Stručni i znanstveni skupovi

Klinički zavod za dijagnostičku i intervencijsku radiologiju u proteklom je razdoblju organizirao više stručnih i znanstvenih skupova, a posebno se ponosimo organizacijom međunarodnoga simpozija: „Trenutne i buduće smjernice u dijagnostici i terapiji tumora glave i vrata", 4. – 6. travnja 2016.

Tečajevi stalnoga medicinskoga usavršavanja liječnika

U Kliničkom zavodu za dijagnostičku i intervencijsku radiologiju kao nastavnoj bazi Medicinskoga fakulteta kontinuirano su se provodili i tečajevi stalnoga medicinskog usavršavanja liječnika kao dio poslijediplomske edukacije.

- Apart from teaching activities performed by the Department staff, scientific activities play a significant role as well. Our specialists were participating in several scientific projects:
- Prof Stipan Janković (a retired member) was the leader of scientific project "Early diagnostic and thrombolytic therapy of ischemic stroke" (code 216-0000000-0525; MZOŠ, 2007 – 2011). Prof Ante Buča, Krešimir Kolić, MD Gordana Glavina, MD, and Srećka Kuštera Ćurković, MD were participating in the same project.
- Prof Liana Cambj-Sapunar was the researcher in project "Cellular death: morphological variability and additional mechanisms" (code 0216001). Also, she was the leader in scientific project: "Thrombolytic treatment of ischemic stroke in rat models" (code: 216-2160528 0506; MZOŠ, 2007 - 2011).
- Assist Prof Tonći Batinić is participating in two active scientific programs: "Diving with compressed air and cardiovascular system" (code 216-2160133-0130) and "Investigating Pathological Processes in Ischemic Human Myocardium; Basic Science Tools for Major Health Problem" (code 3718, project leader: Prof Darija Baković Kramarić).
- Assist Prof Krešimir Dolić is participating in the project financed by EU and ESF: "Development of occupational standards / qualifications to the improvement of health study" (code HR 3.1.15 – 0051). He is in a task force member for the study programme IN Radiologic Technology.

Professional and scientific meetings

Several professional and scientific meetings have been recently organized by the Clinical Department of Diagnostic and Interventional Radiology. We were especially proud to host the international symposium entitled "Current and Future Guidelines on Diagnosis and Treatment of Head and Neck Tumours" (April 2016).

Courses of Continuing Medical Education are continuously organized as part of postgraduate education.

Plan razvoja Katedre/Zavoda

U budućem radu nastavit će se i proširiti dosadašnja stručna, znanstvena i nastavna aktivnost, a posebna će se pozornost posvetiti usavršavanju mladih stručnjaka iz područja dijagnostičke i intervencijske radiologije, međukatedarska i međufakultetska znanstvena suradnja u Republici Hrvatskoj te suradnja s međunarodnim znanstvenim institucijama. Kako je radiologija struka vrlo ovisna o suvremenim tehnologijama (a struka je temelj znanstvenoga rada i edukacije u radiologiji), naš je imperativ potpuno obnavljanje radioloških uređaja (zamjene starih rendgenskih uređaja novima) te postupni potpuni prelazak na digitalnu radiološku opremu. Tijekom slijedećih pet-šest godina klinički će Zavod za dijagnostičku i intervencijsku radiologiju (kao ključna nastavna baza za Katedru radiologije) postupno prihvatiti metode digitalne luminiscentne radiografije i nove tehnologije ravnih detektora („film less" tehnologije). Nadalje, planirana je nabava još jedne visokokvalitetne radne stanice za obradu i analizu snimaka, umrežene u postojeću digitalnu mrežu s ostalim dijagnostičkim uređajima (rendgenski uređaji, MR, UZ uređaji, koji su spojeni u mrežu s laserskom kamerom), nabava suvremenoga uređaja za magnetnu rezonanciju, nekoliko multidetektorskih CT uređaja, nekoliko kvalitetnih novih ultrazvučnih uređaja te uvođenje u rutinski rad slikovnih virtualnih endoskopskih pretraga šupljih organa. Planira se i nadogradnja postojeće informatičke mreže te intenziviranje suradnje s klinikama/zavodima u zemlji, Europi i svijetu, radi teleradiološke razmjene iskustava i podataka. Na kraju, u skladu s financijskim mogućnostima, predviđamo cjelovito umrežavanje Kliničkoga zavoda za radiologiju te digitalno arhiviranje slika i nalaza (PACS, RIS i HIS).

U znanstvenom radu posebno će se voditi računa o uspješnoj realizaciji započetih, na Ministarstvu znanosti, obrazovanja i športa već prihvaćenih, znanstvenih projekata, te poticanju znanstveno-nastavnih kadrova za prijave novih znanstvenih projekata.

U području nastave, uz redovito odvijanje nastave iz predmeta Radiologije za studente dodiplomskog studija medicine te studente stručnoga studija Medicinske radiologije (prema zahtjevima Bolonjskoga procesa), razvijat će se i nastava „Radiologija orofacijalnog područja" te „Radiološka snimanja u stomatologiji" sukladno kurikulu studija Dentalne medicine pri Medicinskom fakultetu Sveučilišta u Splitu. Razmjerno mogućnostima stalno će se razvijati i unaprjeđivati nastavne metode (problemska i izborna nastava, integrirana nastava, rad u malim grupama itd.)

Development plan

The plan for the future development of the Department is further expansion of professional, educational and scientific activities. Special attention will be devoted to education of residents and young radiologists in all fields of diagnostic and interventional radiology. Collaboration with other Croatian and international institutions will be promoted too. Since radiology is directly dependent on modern technical achievements, it will be an imperative to keep up with modern technical developments (e.g. digital radiography, digital luminescent radiography, "film less" technique). The purchase of a new working station connected to all already installed radiology devices (classical X-ray machine, magnetic resonance device, CT device, ultrasound station) as well as the purchase of technically improved devices are planned. We attend to improve collaboration between our Department and other international and national hospitals in order to exchange experience in daily work. Finally, in accordance with financial opportunities, we plan to develop the intranet system to store all digital radiologic pictures and radiologic findings.

It will be important to encourage completion of ongoing research projects as well as to apply for the new ones. In line with the development of the University of Split, our Department will actively support new educational programmes. Further improvements in educational methods will also be provided.

Taking into consideration the total number of employed radiologists, new Teaching Assistant positions will be provided, so that the Department preserves the status of the clinic. Professional excellence of students, residents, and specialists as well as professional and academic exchange with other institutions will be encouraged. The Department of Radiology will further support publishing activities of its members.

Nova će se asistentska mjesta otvarati prema ukupnom povećanju broja radiologa u Zavodu za radiologiju, uvijek osiguravajući potrebni omjer izabranih u znanstveno-nastavna i suradnička zvanja radi održanja statusa klinike.

Stalno će se poticati izvrsnost među studentima i nastavnicima te razmjena nastavnika/znanstvenika i studenata s onima iz Republike Hrvatske i širega okruženja. Katedra će i nadalje pružati svu moguću podršku izdavačkoj aktivnosti svojih članova, publiciranju stručnih i znanstvenih radova u međunarodno indeksiranim časopisima te aktivnom sudjelovanju i organiziranju stručno-znanstvenih skupova.

Udžbenici, poglavlja u udžbenicima 2007. – 2016.

Textbooks, book chapters and monographs during the period 2007-2016

1. Janković S. Rendgenski uređaji. In: Hebrang A, Klarić-Čustović R. Radiologija. Medicinska naklada Zagreb, 2007.
2. Mašković J. Intervencijska radiologija. In: Hebrang A, Klarić-Čustović R. Radiologija. Medicinska naklada Zagreb, 2007.
3. Mašković J. Vaskularni sustav. In: Hebrang A, Klarić-Čustović R. Radiologija. Medicinska naklada Zagreb, 2007.
4. Cambj-Sapunar L. Vaskularni sustav. In: Hebrang A, Klarić-Čustović R. Radiologija. Medicinska naklada Zagreb, 2007.
5. Mašković J, Janković S: Odabrana poglavlja intervencijske radiologije, Medicinski fakultet Sveučilišta u Splitu, Split, 2008.
6. Mirić D et. al..: Koronarna bolest, Hrvatsko Kardiološko Društvo-ogranak Split, Split, 2009.
7. Janković S, Miletić D. Radiološka anatomija orofacijalnog područja, anomalije i varijacije. In: Dentalna radiografija i radiologija, Medicinski fakultet Sveučilišta u Splitu, Split, 2009. 103-15.
8. Bešenski N, Janković S, Buča A. Klinička neuroradiologija mozga. Medicinska naklada Zagreb, 2011.
9. Bešenski N, Janković S. Klinička neuroradiologija kralježnice i kralježnične moždine. Medicinska naklada Zagreb, 2013.
10. Janković S, Lovrić Kojundžić S, Čarić A. Osnove radiologije za primalje. Split: Sveučilište u Splitu, Sveučilišni odjel zdravstvenih studija, 2014.
11. Dolić K. First author of the chapter: »CCSVI« In: Saba L, Raz E. Neurovascular Imaging: From Basics to Advanced Concepts. Springer-Verlag New York, 2016.

Liječnici Kliničkoga zavoda za dijagnostičku i intervencijsku radiologiju (osobito oni izabrani u znanstveno-nastavna i suradnička zvanja) do sada su objavili više od 550 stručnih i znanstvenih radova (u recenziranim domaćim i međunarodnim časopisima te knjigama sažetaka radova).

In total, medical doctors employed at the Department of Clinical and Interventional Radiology have published more than 550 manuscripts in national and international scientific journals and books of abstracts.

Publikacije objavljene u časopisima indeksiranima u Current Contentu 2007. – 2016.

Publications in journals indexed in Current Contents database during the period 2007-2016

Potpuni popis publikacija (88) nalazi se u elektroničkom obliku.

The complete list of publications (88) is enclosed in the digital format.

KATEDRA ZA KLINIČKU ONKOLOGIJU
DEPARTMENT OF CLINICAL ONCOLOGY

Prof. dr. sc. Eduard Vrdoljak / Prof Eduard Vrdoljak, MD, PhD
Pročelnik Katedre / Head of Department

Povijest katedre

Sustavna briga o onkološkim bolesnicima u Splitu i Dalmaciji započinje 1948. godine osnivanjem Onkološkoga dispanzera u Splitu, koji je imao 40 kreveta, polikliniku, Odsjek za radioterapiju, patohistološki laboratorij i operacijsku salu. Razvojem onkologije kao struke javlja se potreba za novom opremom i prostorom, većim brojem liječnika te 1972. godine raditi započinje Centar za tumore Opće bolnice u Splitu. Centar je bio koncipiran kao institucija integralne onkološke zaštite objedinjujući primarnu, sekundarnu i tercijarnu prevenciju.

Klinika za onkologiju i radioterapiju KBC-a Split jedna je od vodećih onkoloških ustanova u Republici Hrvatskoj. Danas je Klinika za onkologiju i radioterapiju KBC-a Split rasadnik stručnih kadrova i znanja sa zavidnom znanstvenom akademskom produkcijom.

Trenutno je u Klinici za onkologiju i radioterapiju zaposleno 12 liječnika specijalista onkologije i radioterapije, 1 specijalist ginekološke onkologije, 4 specijalizanta iz onkologije i radioterapije, 20 viših medicinskih sestara, 19 medicinskih sestara – medicinskih tehničara, 3 fizičara, 13 radioterapijskih tehnologa (ing. med. radiologije), 3 administrativna djelatnika, 7 spremačica i 1 pomoćni djelatnik. Svaki specijalist – klinički

History of the Department

Comprehensive oncology care in Split and Dalmatia County began in 1948 with the establishment of the Oncology Dispensary, with 40 hospital beds, outpatient clinic, radiotherapy department, pathohystology laboratory and operating room. As oncology itself was developing, so grew the need for new equipment and space as well as physicians. Thus, in 1972, the Centre for Tumours in Split General Hospital was established. The Centre was organized as a complete Oncology Care Institution, encompassing primary, secondary and tertiary prevention.

The Department of Radiotherapy and Oncology is one the leading institutions in the field in Croatia. Nowadays, the Department is an incubator of scientific work and personnel, with remarkable scientific and academic production. At this moment, twelve radiotherapy and oncology specialists work at the Department, one specialist of gynaecologic oncology, four residents of oncology and radiotherapy, twenty senior nurses, nineteen nurses/medical technicians, three physicists, thirteen medical radiology engineers, three administrators, seven cleaning ladies and one auxiliary worker.

Every specialist of clinical oncology is especially skilled in three oncology localizations. The Department is divided into

onkolog usko je specijaliziran u 3 onkološkim područjima (lokalizacije). Organizacijski i prostorno Klinika za onkologiju i radioterapiju podijeljena je u 4 dijela: Odjel za sistemno liječenje, Odjel za radioterapiju, Poliklinika s dnevnom bolnicom i Odjel za radijacijsku fiziku.

Ukupno raspolažemo s 42 kreveta, od kojih su 2 izolacijska, 6 intenzivne skrbi, a ostali raspoređeni u dvama odjelima, radioterapijskom i sistemnoga liječenja.

Poliklinika s dnevnom bolnicom sadrži prostor za pripremu i aplikaciju iv kemoterapije i imunoterapije, intravezikalne kemoterapije, hormonske sc terapije, simptomatsko liječenje, transfuzijsko liječenje. Osim prostorije s digesterom, gdje se vrši priprema citostatika, u 2 prostorijama aplicira se kratka iv kemoterapija te supkutana hormonska terapija (4 kreveta), a u preostalim 3 prostorijama (6 kreveta) apliciraju se dugotrajne (višesatne) intravenske kemoterapije i imunoterapija te intravezikalna kemoterapija. Rad u dnevnoj bolnici je cjelodnevan (8 – 20h, u 2 smjene – jutarnja i popodnevna) i svakodnevno osigurava primjenu navedenoga liječenja za 70-ak bolesnika. Ambulantni pregledi obavljaju se u 7 ambulanta (8 – 15h).

Klinika za onkologiju i radioterapiju KBC-a Split opremljena je suvremenim uređajima za planiranje i provođenje 3-D konformalne radioterapije prema smjernicama dobre kliničke prakse i najvišim onkološkim standardima. Klinika posjeduje 6 „stanica" za planiranje („konturiranje") radioterapije i 3 „stanice" u sklopu Odjela za radijacijsku fiziku za dovršenje planova radioterapije. Simulacija – računalno planiranje provođenja radioterapije provodi se na 2 CT uređaja. Dnevno se, prosječno, izvrši 10 CT simulacija i 10 dijagnostičkih CT-ova. Vanjska (perkutana) radioterapija provodi se na 2 medicinskim linearnim akceleratorima. Uređaji su opremljeni CB-CT-om (Cone Beam CT) za kontrolu provođenja radioterapije i laserskim sustavom za precizno pozicioniranje bolesnika. Prostor linearnih akceleratora podijeljen je u 2 prostorije: bunker za tretman bolesnika u kojem je smješten uređaj i upravljačke sobe iz kojih profesionalno osoblje (ing. med. radiologije – radioterapijski tehnolog) upravlja uređajem. Svakodnevno se na obama uređajima ukupno provodi terapija zračenjem za 120 bolesnika.

Inicijalno se nastava iz onkologije na medicinskom studiju u Splitu održavala u okviru Katedre za radiologiju i opću kliničku onkologiju Medicinskoga fakulteta u Zagrebu. Osamostaljenjem i prerastanjem medicinskoga studija u Medicinski

four divisions: Section for Systemic Treatment, Radiotherapy Section, Outpatient Clinic with Day Hospital section, Section for Radiation Physics.

There are 42 beds at our disposal: 2 for isolation, 6 for Intensive Care Unit, while the others are used by both, radiotherapy and systemic treatment.

The Outpatient Clinic with Day Hospital includes the area for preparation and administration of intravenous chemotherapy, immunotherapy, intravesical therapy, hormonal, subcutaneous therapy, supportive therapy, and transfusional therapy. Besides the digester room, where drug preparation takes place, in two rooms quick iv chemotherapy and subcutaneous therapy are administered (4 beds), while in the remaining three rooms (6 beds), longer (several hours) iv chemotherapies, immunotherapy, and intravesical therapy are administered.

The Outpatient Clinic works full hours (from 8-20, two shifts, morning and afternoon) and ensures daily treatment for 70 patients. There are seven examining rooms working from 8-15.

The Department of Oncology and Radiotherapy at the University Hospital of Split is equipped with contemporary radiotherapy planning and delivering devices, as per good clinical practice and highest oncology standards. There are six working units for radiotherapy planning (contouring), and three units within the Section for Radiation Physics for radiotherapy planning finalization. Simulation- computed planning of radiotherapy is done on two CT simulators. Ten simulations are, on average, done daily, as well as ten diagnostic CT examinations. External (percutaneous) radiotherapy is carried out on two linear accelerators, both equipped with CBCT (cone beam CT) for radiotherapy conducting control, as well as a laser system for precise patient's positioning.

Linear accelerator area is divided into two rooms – treatment bunkers in which the accelerators are situated, and a control room from which expert staff (medical radiology engineers) control the devices. Both accelerators provide radiotherapy for 120 patients daily.

Initially, oncology education at the study programme in Medicine in Split was held within the Department of Radiology and General Clinical Oncology of the School of Medicine, University of Zagreb. In 1997, along with the establishment

Nastavno i suradničko osoblje Katedre / *Teaching and Associate Staff of the Department:*
doc. dr. sc. Marijo Boban, prof. dr. sc. Eduard Vrdoljak, Jelena Viculin, dr. med., doc. dr. sc. Tihana Boraska Jelević, Marija Ban, dr. med., mr. sc. Lidija Bošković, doc. dr. sc. Tomislav Omrčen i Ante Strikić dr. med.

fakultet Sveučilišta u Splitu 1997. Klinička onkologija postaje sastavni dio Katedre za internu medicinu II. Implementacijom Bolonjskoga procesa u akademskoj godini 2008./2009. formira se samostalna Katedra za kliničku onkologiju.

Klinička onkologija predmet je na petoj godini diplomskoga studija Medicine. Uz nastavu iz Kliničke onkologije Katedra je uključena u organizaciju i provođenje nastave iz Onkologije i tumora orofacijalnog područja na Stomatologiji, nastavi iz Kliničke onkologije na engleskom jeziku i nastavi na studiju Radiologije te doktorskim studijima Biologija novotvorina i Medicina temeljena na dokazima.

Predavanja i seminari održavaju se u dvoranama Medicinskoga fakulteta, a vježbe na Klinici za onkologiju.

Popis djelatnika:
- prof. dr. sc. Eduard Vrdoljak, redoviti profesor u trajnom zvanju
- doc. dr. sc. Marijo Boban
- doc. dr. sc. Tomislav Omrčen
- doc. dr. sc. Branka Petrić Miše
- doc. dr. sc. Tihana Boraska Jelević
- mr. sc. Lidija Bošković
- dr. Marija Ban
- dr. Ante Strikić
- dr. Jelena Viculin.

of the University of Split School of Medicine, the Clinical Oncology was integrated in the Department of Internal Medicine II. As the Bologna education system was implemented in the academic year 2008/2009, the Department of Clinical Oncology was formed as a single Department.

The course in Clinical Oncology is studied in the fifth year of the study programme in Medicine. The Department also organizes and delivers courses in Oncology and Orofacial Tumours for students of Dental Medicine, Clinical Oncology for students of Medical Studies in English and for students of Radiologic Technology studies. The course is also taught in the postgraduate doctoral programme – Biology of Neoplasms and Evidence-Based medicine.

All lectures and seminars are held in the classrooms of the School of Medicine, while exercises are delivered at the Department for Oncology and Radiotherapy.

Teachers and associates
- Prof Eduard Vrdoljak, MD, PhD, Tenured Full Professor
- Assist Prof Tomislav Omrčen, MD, PhD
- Assist Prof Marijo Boban, MD, PhD
- Assist Prof Tihana Boraska Jelavić, MD, PhD
- Assist Prof Branka Petrić Miše, MD, PhD
- Lidija Bošković, MD, MSc
- Marija Ban, MD
- Jelena Viculin, MD
- Ante Strikić, MD

Stručno-znanstveni rad / *Professional and scientific activities*

Organizacija kongresa (2007.-2016.) / *Conference organization (2007-2016)*

1. Clinical oncology in Croatia – strategic planning and beyond (Zagreb, 2007.)
2. Potporno liječenje onkoloških bolesnika – prvi hrvatski simpozij s međunarodnim sudjelovanjem (Brijuni, 2008.)
3. Lung Cancer in Croatia, Workshop (Zagreb, 2008.)
4. Hrvatski onkološki kongres (Zagreb, 2008.)
5. Potporno liječenje onkoloških bolesnika – drugi hrvatski simpozij s međunarodnim sudjelovanjem (Brijuni, 2009.)
6. Hrvatski onkološki kongres (Cavtat, 2010.)
7. Hrvatski kongres potpornog liječenja onkoloških bolesnika (Brijuni, 2010.)
8. 7th Central European Oncology Congress, A Best of ASCO Meeting (Opatija, 2011.)
9. Tumori probavnog trakta, 1. Hrvatski simpozij s međunarodnim sudjelovanjem (Zagreb, 2011.)
10. Hrvatski kongres potpornog liječenja onkoloških bolesnika (Brijuni, 2011.)
11. Hrvatski onkološki kongres (Dubrovnik, 2012.)
12. 8th Central European Oncology Congress, A Best of ASCO Meeting (Opatija, 2012.)
13. U.S. Workshop on Cancer Prevention via Tobaco Control and Smoking Cessation, Zagreb, Croatia, November 2012.
14. 1. Hrvatski onkološki urogenitalni simpozij (Zagreb, 2013.)
15. 9th Central European Oncology Congress, A Best of ASCO Meeting (Opatija, 2013.)
16. International Clinical Trial Workshop (Opatija, 2013.)
17. 4th International Conference on Cancer Nutrition Therapy (Zagreb, May 2013.)
18. 7. Hrvatski onkološki kongres (Rovinj, 2014.)
19. 10th Central European Oncology Congress, A Best of ASCO Meeting (Opatija, 2014.)
20. 8. Hrvatski onkološki kongres (Poreč, 2015.)
21. 11th Central European Oncology Congress, A Best of ASCO Meeting (Opatija, 2015.)
22. 9. Hrvatski onkološki kongres (Poreč, 2016.)
23. 12th Central European Oncology Congress, A Best of ASCO Meeting (Opatija, 2016.)

Sudjelovanje u pisanju medicinskih knjiga (2007.-2016.) / *Textbooks, book chapters*

1. Vrdoljak E, Ban M. Malingnancies and intensive care medicine.
2. Vrdoljak E, Krajina Z, Šamija M, Kusić Z, Petković M, Gugić D. KLINIČKA ONKOLOGIJA. Medicinska naklada, Zagreb, 2013.

Doktorske disertacije (2007.-2016.) / *PhD theses (2007-2016)*

1. Boraska Jelavić T, Konkomitanta kemobrahiradioterapija ifosfamidom i cisplatinom praćena konsolidacijskom kemoterapijom u liječenju lokalno uznapredovalog raka vrata maternice, 2007.
2. Omrčen T, Bevacizumab u kombinaciji s kapecitabinom u liječenju starijih bolesnika s metastatskim rakom debelog crijeva – studija faze II, 2011.
3. Boban M, Kombinacija kapecitabina i mitomicina kao prvolinijska terapija bolesnica s metastatskim rakom dojke – klinička studija faze II, 2011.
4. Petrić Miše B, Povezanost i izraženosti E-kadherina i učinkovitosti prvolinijske kemoterapije kod seroznog karcinoma jajnika, 2014.

Nastavni i znanstveni planovi za sljedećih pet godina

U okviru provođenja nastave na Katedri za kliničku onkologiju i dalje ćemo se zalagati za stalno poboljšanje kvalitete izvođenja nastave u svim njezinim oblicima: predavanjima, seminarima i vježbama. Glavne smjernice poboljšanja izvedbe nastavnoga procesa uvijek će određivati rezultati redovite godišnje anonimne studentske ankete o uspješnosti izvođenja nastave te preporuke Povjerenstva za nadzor izvedbe nastave. Tražit ćemo najbolje načine ujednačavanja kvalitete nastave u Katedri, osobito seminarske nastave i vježba. To će se osigurati redovitim radnim sastancima voditelja i asistenata Katedre, planiranjem zadaća u Katedri te kontrolom i povremenim provjeravanjem učinjenoga, sve to uz suglasnost svih članova Katedre koji će se i nadalje sastajati 2 puta u svakom semestru. Raspored nastave za sljedeću akademsku godinu bit će uvijek izrađen najmanje 3 mjeseca prije početka akademske godine, a nakon usklađivanja na Vijeću godine. Osigurat će se dovoljan broj nastavnika i suradnika u skladu s minimalnim nastavnim opterećenjem te osigurati adekvatni prostor i pomagala za izvođenje seminara i vježba (predavanja i seminari odvijaju se u tzv. fakultetskim prostorima, a vježbe u prostorima Klinike za onkologiju KBC-a Split). Kvaliteta nastave poboljšat će se primjenom najsuvremenijih metoda i modaliteta izvođenja vježba (naglasak na radu u malim skupinama).

Poticat će se znanstvenoistraživački rad nastavnika i suradnika u nastavi na Katedri za kliničku onkologiju te svi oblici stručnoga i znanstvenoga usavršavanja. Poseban naglasak stavlja se na usavršavanje i napredovanje mladih suradnika u nastavi (poslijediplomski doktorski znanstveni studij, usavršavanje u inozemstvu, kongresi u zemlji i inozemstvu, uvođenje novih terapijskih postupaka itd.) te publiciranje stručnih i znanstvenih radova. Nastavnici i suradnici u nastavi Katedre za kliničku onkologiju i nadalje će objavljivati znanstvene i stručne radove u časopisima indeksiranima u bazi Current Contents i drugim indeksiranim međunarodnim publikacijama te aktivno sudjelovati na domaćim i međunarodnim kongresima i simpozijima.

Budućnost struke

U suvremenoj medicini stalno se naglašava i postoji potreba timskoga rada, u kojem specijalisti kliničke onkologije s ostalim kolegama liječnicima drugih specijalnosti provode dio radnoga vremena u konzultacijskim sastancima koji su dio raznih timova za najbolje liječenje bolesnika s malignim bolestima.

Educational and scientific perspective

The teachers from the Department of Clinical Oncology will strive for constant improvements in the delivery of courses in form of lectures, seminars and exercises. Improvement guidelines will be based on the data collected from the anonymous students' survey and recommendations made by the Board for Supervision of Teaching. The best ways for enhancing the quality of teaching at the Department, related specifically to seminars and practical classes, will be sought for. This may be achieved if staff meetings are frequently organized and outcomes occasionally evaluated, all with the agreement of the teaching staff who will continue to meet twice in each semester. The teaching schedule will be made at least three months prior to the beginning of the academic year, after adaptation have been made and approved by the Council. Sufficient number of teachers and associates will be provided in accordance with the minimal teaching load as well as adequate rooms and equipment for conducting seminars and practical classes. The teaching quality will further be enhanced by implementation of the novel methods and modalities in delivering exercises (related especially to work with small groups of students).

Scientific and research work will be encouraged for all teachers and associates at the Department of Clinical Oncology as well as all forms of professional and scientific development. Special focus will be given to the development and advancement of young teaching associates (postgraduate doctoral education, international education, national and international conferences, introduction of novel therapy approaches...) as well as to publication of clinical and scientific papers. Teachers and teaching associates at the Department of Clinical Oncology will continue to publish papers in journals indexed in Current Contents and other indexed international publications and will continue to actively participate in national and international conferences and symposia.

Future of Oncology

Team work is constantly in focus of modern medicine, enabling clinical oncology specialists to spend part of their working hours with other specialists in various multidisciplinary meetings to define the best treatment for patients with malignant diseases.

The advancement of medicine in general, and thus also of oncology, both per se and as part of the multidisciplinary medicine, requires introduction and administration of

Napredak medicinske struke općenito, a time i onkologije kao zasebne, ali istovremeno i multidisciplinarne djelatnosti i grane medicine, nalaže uvođenje i provođenje najsuvremenijih oblika liječenja onkoloških bolesnika. Onkologija je jedna od najpropulzivnijih kliničkih, znanstvenih disciplina te zahtijeva kontinuirano praćenje, prihvaćanje novina, implementaciju novih tehnika i metoda liječenja. Na krilima novih molekulsko-genetskih spoznaja i razvojem novih lijekova u onkologiji svjedoci smo dramatičnih promjena u mogućnostima izlječenja, prognozi različitih tumora, što onkologiju čini radosnijom, zanimljivijom, poglavito mladim liječnicima željnima znanja i znanstvenoga probitka.

up-to-date treatment of patients. Oncology is one of the most propulsive clinical and scientific disciplines that requires continuous tracking, acceptance and implementation of novel techniques and treatment methods. The new wave of molecular and genetic knowledge and the development of new drugs have brought about dramatic changes in treatment options and prognosis of various tumors, all of which make oncology more interesting, brighter, especially for young doctors, thirsty for knowledge and scientific gain.

Radovi objavljeni u časopisima koji se indeksiraju u bazi Current Contents (2007.-2016.)

Publications in journals indexed in Current Contents database during the period 2007-2016

Potpuni popis publikacija (31) nalazi se u elektroničkom obliku.

The complete list of publications (31) is enclosed in the digital format.

KATEDRA ZA INTERNU MEDICINU
DEPARTMENT OF INTERNAL MEDICINE

Prof. dr. sc. Dragan Ljutić / Prof Dragan Ljutić, MD, PhD
Pročelnik Katedre / Head of Department

Povijesni razvitak Katedre

Katedra za internu medicinu jedna je od prvih katedara Studija medicine u Splitu pri Medicinskom fakultetu Sveučilišta u Zagrebu te postoji od početaka stvaranja našega Fakulteta – prva predavanja održana su školske godine 1975./1976. na četvrtoj godini Studija.

Utemeljenjem cjelovitoga i samostalnoga Medicinskoga fakulteta u Splitu 1997. godine Katedra za internu medicinu je, nakon usvajanja novoga nastavnoga plana i programa, podijeljena u dvije katedre: Katedra interne medicine I i Katedra interne medicine II. U Katedru interne medicine I uvršteno je gradivo iz područja kardiologije, pulmologije, endokrinologije i hitnih stanja u internoj medicini, a Katedra interne medicine II obuhvaćala je područja gastroenterologije, nefrologije, hematologije, imunologije i reumatologije te onkologije. Od akademske godine 2008./2009. nastupa tzv. Bolonjski nastavni plan Fakulteta, stoga se interna medicina ponovno počinje izvoditi kao jedinstveni predmet, a onkologija se izdvaja u posebnu katedru.

Prvi put predmet je slušalo petero studenata. Voditelj predmeta u to vrijeme bio je prof. dr. sc. Laslo Kalai sa zagrebačkoga Medicinskog fakulteta; nastavnici su još bili prof. Vanja Mikuličić, prof. Nedjeljko Milić, prof. Martin Vabušek i prof.

History of the Department

The Department of Internal Medicine was one of the first Departments of the School of Medicine in Split, which, at that time, was part of the Zagreb University. The Department has been functioning since the very beginnings of the establishment of the School of Medicine - first lessons were held in 1975/76 in the fourth year of the study programme.

When the University of Split School of Medicine became independent in 1997, the Department was, in accordance with the curriculum, divided into two Departments: Department of Internal Medicine I and Department of Internal Medicine II. The Department of Internal Medicine I was responsible for covering the fields of cardiology, pulmology, endocrinology and emergency in internal medicine, and Department of Internal Medicine II deals with gastroenterology, nephrology, haematology, immunology, rheumatology and oncology. Since 2008/09, with the implementation of the Bologna process, the Department of Internal Medicine and Oncology became separate units.

When it first started, this course had five students. The course coordinator was Prof Laslo Kalai, MD, PhD from the Zagreb School of Medicine, but there were also other Professors: Prof Vanja Mikuličić, MD, PhD, Prof Nedjeljko Milić, MD, PhD,

Ardoje Uglešić. Kompletna nastava (predavanja, seminari i vježbe) održavala se u prostorima Odjela za unutarnje bolesti Opće bolnice Split, a dvije godine poslije dio nastave (seminari i vježbe) održavao se u prostorima splitske Vojne bolnice.

Smještaj i uvjeti rada

Pročelnik Katedre tijekom protekloga razdoblja uvijek je bio ili voditelj Kliničkog odjela, predstojnik Interne klinike ili pročelnik jednoga od zavoda Klinike ovisno o postignućima Odjela za unutarnje bolesni: priznanja da se Odjel proglasi Klinikom, odnosno klinički odjeli zavodima, što zapravo znači da je sjedište Katedre bilo u prostorima, odnosno uredima spomenutih kolega. Prostori Interne klinike, predavaonice bolnice na obama lokalitetima, prostori poliklinika te stacionara s popratnim ambulantama na obama lokalitetima osnovni su i glavni smještaj izvedbe nastave iz Interne medicine. Danas se za potrebe predavanja iz Interne medicine služimo i novouređenim prostorima zgrade Medicinskoga fakulteta. Predavaonice sa svim svojim sadržajima predstavljaju optimalne uvjete za izvedbu teorijske nastave, a boravak na Klinici odnosno zavodima, gdje je izravni kontakt s pacijentom – učenje uz krevet bolesnika (uz uvid i praćenje pri obradi i liječenju bolesnika) – najbolji način edukacije studenata medicine.

Nastavna djelatnost Katedre

Nastava iz Interne medicine održava se tijekom IV. godine studija u obliku turnusne nastave kroz 13 sukcesivnih tjedana. Sveukupna satnica iznosi: 360 sati, od toga 72 sata predavanja, 72 sata seminara i 216 sati vježba.

Nastoji se boravkom na pojedinim zavodima pratiti teorijska nastava, što, naravno, nije uvijek moguće zbog velikoga broja studenata koji tada dolaze na radilište. Točan slijed nastave redovito se tijekom svih godina oglašava na oglasnoj ploči, a dostupan je i na mrežnim stranicama Fakulteta tako da su studenti upoznati s tijekom provedbe edukacije iz interne medicine te mentorima koji su zaduženi za njihovu grupu. Nastoji se na vježbama imati grupu s optimalnim brojem studenata koja ne prelazi šest osoba te seminarske skupine ne veće od 36 studenata. Nadalje, nastoji se da svi studenti imaju prilike boraviti na svim jedinicama Interne klinike kako bi se imali prilike upoznati s djelatnošću pojedine jedinice i bolesnicima koji se liječe na toj jedinici. Tijekom nastave iz Interne medicine održavaju se na Katedri predavanja ponedjeljkom i petkom od 12.10 do 14.35 sati, seminari se održavaju utorkom, srijedom i četvrtkom od 12.10 do 13.45

Prof Martin Vabušek MD, PhD, and Prof Ardoje Uglešić, MD, PhD. The lecturers (including seminars and exercises) were held at the Clinical Department of Internal Medicine at General Hospital Split, and two years later in the premises of the Military Hospital Split.

Location and working conditions

The Head of the Teaching Department was usually the Head of the Clinical Department, the Head of the Clinic of Internal Medicine or the Head of one of the Institutes at the Clinic. This depended of the accomplishments of the Department of Internal Medicine: recognition of the Department as a Clinic, or Clinical Departments as Research Clinical Departments meant that the head office was in those premises. The premises of the Clinic of Internal Medicine, lecture rooms on both locations of the Hospital, Polyclinics, and medical units with doctors' offices are basic locations where the teaching process takes place. Today, classes are also taught in the new building of the School of Medicine. Fully equipped classrooms provide favourable conditions for teaching the theoretical parts of the course, whereas teaching "at the bedside", which implies direct contact with patients, conducted at Clinical Departments, is considered to be the best way to educate medical students.

Teaching activities

Classes in Internal Medicine are delivered in the fourth year of study, during 13 successive weeks. The total number of contact teaching hours amounts to 360 hours that are distributed as follows: 72 lectures, 72 seminars and 216 practical classes.

Students are expected to attend theoretical classes at Clincal Departments, which is sometimes rather difficult due to a large number of students. The timetable is regulary announced both on the notice board and on the website, therefore it is always available for both students and mentors. Exercises are organized in groups of six students, and seminars in groups of maximum 36 students. Furthermore, each student should visit all units at the Clinic during the study period. Lectures are taught on Mondays and Fridays from 12:10 to 14:35, seminars on Tuesdays, Wednesdays and Thursdays from 12:10 to 13:45, and practical classes are held every day from 08.00 to 11:15. Classes are delivered both at Križine and Firule locations. During the course, students are expected not only to learn about the most common entities, but also about rare diseases, and to be actively involved in practical classes on a daily basis.

Nastavno i suradničko osoblje Katedre / *Teaching and Associate Staff of the Department:*
dr. sc. Jakša Zanchi, doc. dr. sc. Andro Bratanić, doc. dr. sc. Ivan Gudelj, doc. dr. sc. Željko Šundov, doc. dr. sc. Daniela Marasović-Krstulović, izv. prof. dr. sc. Darko Duplančić, izv. prof. dr. sc. Tina Tičinović-Kurir, doc. dr. sc. Vedran Kovačić, doc. dr. sc Milenka Šain, izv. prof. dr. sc. Maja Radman, doc. dr. sc. Duška Glavaš, doc. dr. sc. Ivica Vuković, prof. dr. sc. Dragan Ljutić, prof. dr. sc. Ante Tonkić i doc. dr. sc. Željko Puljiz

sati, a vježbe svakodnevno od 8 do 11.15 sati. Kako je Interna klinika smještena na dvama lokalitetima, nastava se održava i na Firulama i na Križinama te u prostorima nedavno oformljene Klinike za bolesti srca i krvnih žila. Kroz nastavu iz Interne medicine nastoji se studenta upoznati ne samo s najčešćim entitetima nego i s rijetkim bolestima uz nužnost svakodnevnoga praktičnog rada tijekom vježba, o čemu se vodi posebna evidencija u Katalogu kliničkih vještina – knjižici koja je obveza svih studenata.

Nastavno i suradničko osoblje

Tijekom proteklih 40 godina održavanja nastave iz interne medicine prvo, na studiju medicine u okviru MF-a Sveučilišta u Zagrebu, a potom kao samostalnoga MF-a u Splitu, na Katedri je nastavu održavao cijeli niz kolega, uvaženih stručnjaka i znanstvenika te nastavnika iz područja interne medicine. Već sam spomenuo kolege koji su prvi držali nastavu iz interne medicine, uglavnom goste, ali nastava se ne bi mogla održavati bez jake jezgre kolega koji su živjeli i radili u Splitu te vrlo brzo preuzeli kompletno vođenje, brigu i ustroj provedbe nastave iz interne medicine. Prvi u našoj sredini bio je prof. dr. sc. Vlado Polić, a uz njega prof. dr. sc. Zvonko Rumbolt, koji je poslije postao i prvi dekan samostalnoga MF-a u Splitu. Uz njih su nastavu održavali i kolege Josip Maras, Ante Tonkić, Fabijan Vlašić, Ljubomir Puljiz, Dinko Mirić, Marko Obad, Stojan Polić, Jugoslav Bagatin, Slaven Kokić itd.

Teachers and associates

Since the beginning, classes have been taught by many respected Professors and scientists from the field of internal medicine. Besides Visiting Professors who taught the course, the quality of the teaching process could not have been maintained without active involvement of colleagues who lived and worked in Split. The first among them were Prof Vlado Polić and Prof Zvonko Rumboldt who later became the first Dean of the newly established School of Medicine in Split. The others who were involved in the teaching process were Josip Maras, Ante Tonkić, Fabijan Vlašić, Ljubomir Puljiz, Dinko Mirić, Marko Obad, Stojan Polić, Jugoslav Bagatin, Slaven Kokić, etc.

Here is the list of teachers from the Department of Internal Medicine in alphabetical order: Tenured Full Professors: Dragan Ljutić, MD, PhD; Full Professors: Dušanka Martinović Kaliterna, MD, PhD, Ante Tonkić, MD, PhD; Associate Professors: Darko Duplančić, MD, PhD, Kornelija Miše, MD, PhD, Miroslav Šimunić, MD, PhD; Assistant Professors: Ivo Božić, MD, PhD, Ivan Gudelj, MD, PhD, Vedran Kovačić, MD, PhD, Vesna Lovčić, MD, PhD, Josip Lukenda, MD, PhD, Daniela Marasović Krstulović, MD, PhD, Katarina Novak, MD, PhD, Irena Perić, MD, PhD, Dijana Perković, MD, PhD, Nediljko Pivac, MD, PhD, Željko Puljiz, MD, PhD, Josipa Radić, MD, PhD, Mislav Radić, MD, PhD, Milenka Šain, MD, PhD, Željko Šundov, MD,

Danas su nastavnici Katedre (abecednim redom): redoviti profesor u trajnom zvanju: dr. sc. Dragan Ljutić; redoviti profesori: dr. sc. Dušanka Martinović Kaliterna, dr. sc. Ante Tonkić; izvanredni profesori: dr. sc. Darko Duplančić, dr. sc. Kornelija Miše, dr. sc. Miroslav Šimunić; docenti: dr. sc. Ivo Božić, dr. sc. Ivan Gudelj, dr. sc. Vedran Kovačić, dr. sc. Vesna Lovčić, dr. sc. Josip Lukenda, dr. sc. Daniela Marasović Krstulović, dr. sc. Katarina Novak, dr. sc. Irena Perić, dr. sc. Dijana Perković, dr. sc. Nediljko Pivac, dr. sc. Željko Puljiz, dr. sc. Josipa Radić, dr. sc. Mislav Radić, dr. sc. Milenka Šain, dr. sc. Željko Šundov, dr. sc. Ivica Vuković; poslijedoktorand: dr. sc. Jakša Zanchi te asistenti: mr. sc. Darko Brnić, dr. sc. Zrinka Jurišić, mr. sc. Slava Kotarac, mr. sc. Frane Runjić.

Osim nastavnika koji djeluju na svojim matičnim Katedrama, na Katedri interne medicine uspješna suradnja ostvarena je s liječnicima s drugih katedara, primjerice Katedre za medicinsku propedeutiku, Katedre za patofiziologiju i Katedre za fiziologiju. Oni su redoviti profesor u trajnom zvanju dr. sc. Izet Hozo, izvanredni profesori: dr. sc. Darija Baković Kramarić, dr. sc. Viktor Čulić, dr. sc. Damir Fabijanić, dr. sc. Maja Radman, dr. sc. Tina Tičinović Kurir, docenti: dr. sc. Damir Bonacin, dr. sc. Lovel Giunio, dr. sc. Mladen Krnić, dr. sc. Irena Perić; asistenti: mr. sc. Ajvor Lukin, mr. sc. Jasminka Jakelić Piteša, dr. sc. Betty Korljan Jelaska, dr. Sanja Madunić, dr. sc. Anela Novak, dr. sc. Gorana Trgo, mr. sc. Ljubica Škare-Librenjak, dr. sc. Zoran Vučinović.

Tijekom posljednjih 10 godina magistrirali su i doktorirali brojni kolege s Klinike koji danas čine okosnicu rada Katedre i istaknuti su njezini članovi. Magistrirali su dr. Mislav Radić i dr. Darko Brnić, a doktorirali su dr. Darko Duplančić, dr. Milenka Šain, dr. Maja Radman, dr. Dušanka Martinović Kaliterna, dr. Vedran Kovačić, dr. Željko Šundov, dr. Katarina Novak, dr. Nediljko Pivac, dr. Josipa Radić, dr. Daniela Marasović Krstulović, dr. Mislav Radić, dr. Zrinka Jurišić, dr. Jakša Zanchi, dr. Dijana Perković.

U istom razdoblju pod mentorstvom nastavnika Katedre također je odrađen velik broj magisterija i doktorata:
mentor prof. dr. sc. Dragan Ljutić – doktorandi Maja Radman, Milenka Šain, Vedran Kovačić, Josipa Radić
mentor prof. dr. sc. Dušanka Martinović Kaliterna – doktorandi Daniela Marasović Krstulović, Mislav Radić, Zrinka Jurišić, Dijana Perković, Miloš Lalovac, Ivanka Marinović
mentor prof. dr. sc. Ante Tonkić – doktorandica Jasna Ajduković

PhD, Ivica Vuković, MD, PhD; Postdoctoral researchers: Jakša Zanchi MD, PhD; Assistants: Darko Brnić, MD, MSc, Zrinka Jurišić, MD, PhD, Slava Kotarac, MD, MSc, Frane Runjić, MD, MSc.

Apart from teachers from the Department Internal Medicine, there are also teachers from other Departments such as Medical Propedeutics, Pathophysiology and Physilogy who participate in the teaching process. These are: Tenured Full Professor: Izet Hozo, MD, PhD; Associate Professors: Darija Baković Kramarić, MD, PhD, Viktor Čulić, MD, PhD, Damir Fabijanić, MD, PhD, Maja Radman, MD, PhD, Tina Tičinović Kurir, MD, PhD, Assistant Professors: Damir Bonacin, MD, PhD, Lovel Gunio, MD, PhD, Mladen Krnić, MD, PhD, Irena Perić, MD, PhD Assistants: Ajvor Lukin, MD, MSc, Jasmina Jakleić Piteša, MD, MSc, Betty Korljan Jelaska, MD, PhD, Sanja Madunić, MD, Anela Novak, MD, PhD, Gorana Trgo, MD, PhD, Ljubica Škare-Librenjak, MD, MSc, Zoran Vučinović MD, PhD.

Over the last 10 years, many collegues have obtained their Master's and PhD degrees. Master's degrees: Mislav Radić, MD and Darko Brnić, MD; PhD degrees: Darko Duplančić, MD, PhD, Milenka Šain, MD, PhD, Maja Radman, MD, PhD, Dušanka Martinović Kaliterna, MD, PhD, Vedran Kovačić, MD, PhD, Željko Šundov, MD, PhD, Katarina Novak, MD, PhD, Nediljko Pivac, MD, PhD, Josipa Radić, MD, PhD, Daniela Marasović Krstulović, MD, PhD, Mislav Radić, MD, PhD, Zrinka Jurišić, MD, PhD, Jakša Zanchi, MD, PhD and Dijana Perković, MD, PhD.

The teachers from the Department supervised the following theses:
Prof Dragan Ljutić, MD, PhD - PhD theses completed by Maja Radman, Milenka Šain, Vedran Kovačić and Josipa Radić
Prof Dušanka Martinović Kaliterna, MD, PhD - PhD theses completed by Daniela Marasović Krstulović, Mislav Radić, Zrinka Jurišić, Dijana Perković, Miloš Lalovac, Ivanka Marinović
Prof Ante Tonkić, MD, PhD - PhD thesis completed by Jasna Ajduković
Assoc Prof Darko Duplančić, MD, PhD and Assoc Prof Darko Modun MD, PhD - PhD thesis completed by Zoran Vučinović
Assoc Prof Miroslav Šimunić; MD, PhD and Prof Dolores Biočina Lukenda, DMD, PhD - PhD thesis completed by Livia Cigić

A number of collegues have been promoted to higher academic positions (in alphabetical order): Tenured Full Professor: Dragan Ljutić, MD, PhD (5 May 2008); Full Professors: Dušanka Martinović Kaliterna, MD, PhD (20 November 2014), Ante Tonkić, MD, PhD (17 April 2014); Associate Professors:

mentor prof. dr. sc. Darko Duplančić/prof. dr. sc. Darko Modun – doktorand Zoran Vučinović
mentor prof. dr. sc. Miroslav Šimunić/ prof. dr. sc. Dolores Biočina Lukenda – doktorandica Livia Cigić.
Jednako tako brojni kolege ostvarili su napredovanja u svojoj znanstveno-nastavnoj djelatnosti (abecednim redom uz datum izbora u navedeno zvanje u zagradama): redoviti profesor u trajnom zvanju: dr. sc. Dragan Ljutić (5. 5. 2008.); redoviti profesori: dr. sc. Dušanka Martinović Kaliterna (20. 11. 2014.), dr. sc. Ante Tonkić (17 .4. 2014.); izvanredni profesori: dr. sc. Darko Duplančić (12. 1. 2012.), dr. sc. Kornelija Miše (7. 10. 2010.), dr. sc. Miroslav Šimunić (13. 12. 2014.); docenti: dr. sc. Ivo Božić (7. 7. 2011.), dr. sc. Ivan Gudelj (12. 6. 2014.), dr. sc. Vedran Kovačić (11. 10. 2011.), dr. sc. Vesna Lovčić (6. 2. 2014.), dr. sc. Josip Lukenda (7. 3. 2013.), dr. sc. Daniela Marasović Krstulović (8. 5. 2014.), dr. sc. Katarina Novak (18. 7. 2013.), dr. sc. Irena Perić (15. 7. 2010.), dr. sc. Dijana Perković (29. 9. 2015.), dr. sc. Nediljko Pivac (8. 11. 2012.), dr. sc. Željko Puljiz (10. 1. 2013.), dr. sc. Josipa Radić (8. 11. 2013.), dr. sc. Mislav Radić (16. 5. 2013.), dr. sc. Milenka Šain (14. 6. 2012.), dr. sc. Željko Šundov (19. 7. 2012.), dr. sc. Ivica Vuković (10. 6. 2010.); poslijedoktorand: dr. sc. Jakša Zanchi (21. 1. 2016.) te asistenti: mr. sc. Darko Brnić (7. 10. 2010.), dr. sc. Zrinka Jurišić (5. 10. 2006.), mr. sc. Slava Kotarac (7. 12. 2006.), mr. sc. Frane Runjić (8. 3. 2012.)

Stručna i znanstvena djelatnost

Pod vodstvom kolega s Katedre organizirani su brojni sastanci i simpoziji posvećeni svim područjima interne medicine, a posebno iz područja kardiologije, kliničke farmakologije, gastroenterologije i hepatologije, ali i iz kliničke imunologije, hematologije, endokrinologije i dijabetologije te nefrologije, primjerice: „Kolorektalni karcinom", „Dani interne medicine", „Odabrana poglavlja iz kliničke farmakologije", „Nove spoznaje o dijabetesu", „Celijakija: neprepoznata bolest – nove spoznaje", „Dijabetes, poremećaji metabolizma i metabolički učinci vina", „Kronična opstruktivna plućna bolest", „Metabolički poremećaji i poremećaji spavanja", „Ultrazvuk u kliničkoj medicini – Ultrasonografska dijagnostika abdomena" i brojni drugi tečajevi, simpoziji i sastanci. Na ovome mjestu nema potrebe nabrajati sve skupove, ali prosjek je oko dvadeset do trideset sastanaka godišnje.

Plan razvoja Katedre

Uzevši u obzir širinu i kompleksnost patologije unutrašnjih bolesti, a time i broj naših stručnih suradnika, cilj nam je dodatnim edukacijama te suradnjom s drugim kliničkim ustanovama poboljšati kvalitetu usluga koje pružamo i

Darko Duplančić, MD, PhD (12 January 2012), Kornelija Miše, MD, PhD (7 October 2010), Miroslav Šimunić, MD, PhD (13 December 2014); Assistant Professors: Ivo Božić, MD, PhD (7 July 2011), Ivan Gudelj, MD, PhD (12 June 2014), Vedran Kovačić, MD, PhD (11 October 2011), Vesna Lovčić, MD, PhD (6 February 2014), Josip Lukenda MD, PhD (7 March 2013), Daniela Marasović Krstulović, MD, PhD (8 May 2014), Katarina Novak, MD, PhD (18 July 2013), Irena Perić, MD, PhD (15 July 2010), Dijana Perković, MD, PhD (29 September 2015), Nediljko Pivac, MD, PhD (8 November 2012), Željko Puljiz MD, PhD (10 January 2013), Josipa Radić MD, PhD (8 November 2013), Mislav Radić MD, PhD (16 May 2013), Milenka Šain MD, PhD (14 June 2012), Željko Šundov, MD, PhD (19 July 2012), Ivica Vuković, MD, PhD (10 June 2010); postdoctoral researchers: Jakša Zanchi, MD, PhD (21 January 2016) and assistants: Darko Brnić, MD, MSc (7 October 2010), Zrinka Jurišić, MD, MSc (5 October 2006), Slava Kotarac, MD, MSc (7 December 2006), Frane Runjić, MD, MSc (8 March 2012)

Professional and scientific activities

Many meetings and symposia in the field of internal medicine were hosted and organized by the collegues from the Department, and especially from the field of cardiology, clinical pharmacology, gastroenterology and hepathology, immunology, haemathology, endocrinology, diabetology and nephrology, e.g. "Colorectal cancer", "Internal Medicine Days", "Selected Chapters from Clinical Pharmacology", "New Insights into Diabetes", "Celiac disease: Unrecognized Disease-New Insights", "Diabetes, Metabolic Disorders and Metabolic Effects of Wine", "Chronic Obstructive Pulmonary Disease", " Metabolic Disorders and Sleep Disorders", "Ultrasound in Clinical Medicine – Abdominal Ultrasound Diagnostics", and many other courses, symposia and meetings with an average total of 20-30 events per year.

Development plan

Taking into consideration the scope and complexity of the pathology of internal diseases and number of professional associates, our goal is, through additional education and collaboration with other institutions, to increase the quality of medical services and level of education of our future staff.

The collaboration with General Hospitals in Zadar and Dubrovnik, where our students also take practical classes, has been established. The future plan is to include more collaborating institutions in this project. Potential problems have been identified by using the results of the students' survey (administered at the end of the course) aimed at improving

edukaciju budućega stručno-medicinskoga kadra. Uspostavljena je suradnja s OB-om Zadar i OB-om Dubrovnik u kojima u sklopu redovne nastave kolegija Interne medicine studenti obavljaju kliničke vježbe i na taj način prikupljaju dragocjena iskustva iz drugih bolničkih ustanova. U budućnosti plan je uključiti što više vanjskih ustanova u ovaj projekt. Provođenjem studentskih anketa po završetku kolegija i direktnom interakcijom sa studentima te redovitim sastancima članova Katedre nastojimo dodatno poboljšati kvalitetu nastave, otkloniti eventualne nejasnoće radi obrazovanja kompetentnih mladih stručnjaka. Daljnja je vizija poticati znanstvenoistraživački rad nastavnika i suradnika, posebno mlađih suradnika (poslijediplomski doktorski studiji, kongresi i usavršavanja u zemlji i inozemstvu, uvođenje novih dijagnostičkih i terapijskih postupaka te publiciranje znanstvenih i stručnih radova u najprestižnijim časopisima).

Udžbenici, poglavlja u udžbenicima i monografije (2007. – 2016.)

Uz predani klinički rad s pacijentima, nastavnici Katedre uspješno participiraju i u znanstvenoj djelatnosti. Osim brojnih publiciranih znanstvenih članaka, autori su i suautori brojnih udžbenika koji su se uvriježili kao službena literatura studentima medicine, ali istovremeno vrijedan izvor znanja studentima drugih srodnih studijskih programa (dentalne medicine, farmacije, sestrinstva) te mladim liječnicima u svakodnevnom radu.

Članovi Katedre sudjelovali su i u prevođenju s engleskoga jezika publikacija i priručnika s područja interne medicine, primjerice Harrison – Principi interne medicine (hrvatsko izdanje). Neke od brojnih udžbenika i monografija izdvojit ćemo i ovdje: „Odabrana poglavlja iz kardiovaskularnog liječenja", „Koronarna bolest", „Laboratorijske pretrage u kliničkoj medicini – praktični pristup", „Bol – uzroci i liječenje", „Rano prepoznavanje reumatskih bolesti", „Patofiziologija endokrinopatija – odabrana poglavlja", „Internistička propedeutika s vještinama komuniciranja u kliničkoj medicini" itd. Posebna pozornost posvetila se studentima medicine na engleskom jeziku te je stoga publiciran udžbenik „Internal medicine propedeutics" s nakanom da se i tim studentima olakša obrazovanje na Medicinskom fakultetu u Splitu omogućivši im jednostavan pristup najkvalitetnijoj medicinskoj literaturi.

the quality of the teaching process, with the final goal to provide first-class education for our future physicians.

It remains imperative to encourage teachers and assistants, especially young assistants (through doctoral studies, participation at congresses in country and abroad, implementation of new dyagnostic and therapeutic procedures, publishing in prestigious journals), to advance in their scientific research.

Textbooks, book chapters and monographs during the period 2007 – 2016

Besides clinical work with patients, the teachers of the Department participate fully and successfully in scientific activities. Along with publishing scientific papers, they are also authors and co-authors of many textbooks that have not only become compulsory literature for students in the study programme in Medicine, but are very useful for students of similar study programmes (Dental Medicine, Pharmacy, Nursing) as well as young physicians.

The members of the Department have participated in translations of the publications and handouts (from English language) in the field of internal medicine, for example Harrison. Some of them are: "Selected chapters from cardiovascular treatment", "Coronary disease", "Laboratory tests in clinical medicine – practical approach", "Pain – causes and treatmenet", "Early recognition of rheumatic diseases", "Pathophysiology of endocrinopathies – selected chapters", "Propedeutics of Internal medicine with communication skill in clinical medicine", etc.

Close attention has been given to students of the study programme Medical Studies in English, for whom the textbook "Internal Medicine Propedeutics" was published.

Publikacije objavljene u časopisima indeksiranima u bazi Current Contents (2007. – 2016.)

Publications in journals indexed in Current Contents database during the period 2007-2016

Potpuni popis publikacija (149) nalazi se u elektroničkom obliku.

The complete list of publications (149) is enclosed in the digital format.

KATEDRA ZA ANESTEZIOLOGIJU I INTENZIVNO LIJEČENJE
DEPARTMENT OF ANESTHESIOLOGY AND INTENSIVE CARE MEDICINE

Doc. dr. sc. Mladen Carev / Assist Prof Mladen Carev, MD, PhD
Pročelnik Katedre / Head of Department

Povijest katedre

Anesteziologija i hitna medicina kao potpredmet bila je u sastavu Katedre za medicinu u izvanrednim uvjetima od 1. listopada 1997., odnosno od osamostaljenja Medicinskoga fakulteta Sveučilišta u Splitu (MF). Implementacijom Bolonjskoga procesa ta Katedra s potpredmetima Politrauma i ratna kirurgija te Anesteziologija i hitna medicina prestaje postojati u akademskoj godini 2009./2010. Tada Anesteziologija i intenzivna medicina postaje samostalni predmet na petoj godini dodiplomskoga studija medicine s 95 sati nastave.

Katedra za medicinu u izvanrednim uvjetima

Turnusna nastava na Katedri za medicinu u izvanrednim uvjetima bila je organizirana tijekom VIII. semestra. Kolegiji Politrauma i ratna kirurgija, te Anesteziologija i hitna medicina sastojali su se svaki od 30 sati predavanja, 10 sati seminara, i 40 sati vježba.

Katedra za anesteziologiju i intenzivnu medicinu

Vrlo brzo postalo je jasno da bi se formiranjem samostalne Katedre za anesteziologiju i intenzivnu medicinu (u daljnjem

History of the Department

Since 1 October 1997, i.e. since the School of Medicine in Split was established as an independent institution, the course in Anaesthesiology and Emergency Medicine was delivered by teachers from the Department of Emergency Medicine. With implementation of the Bologna process in academic year 2009./2010., the Department of Emergency Medicine, with its subdivisions "Polytrauma and War Surgery" as well as "Anesthesiology and Emergency Medicine" ceased to exist. From that time, Anesthesiology and Intensive Care Medicine course has developed to an independent course with 95 teaching hours in the fifth year of the medical study programme.

Department of Emergency Medicine

The course was organized during the eight semester of the medical study programme. Two subcourses, "Polytrauma and War Surgery", and "Anaesthesiology and Emergency Medicine" consisted of 30 hours of lectures, 10 hours of seminars and 40 hours of practical classes.

tekstu Katedre) znatno poboljšala i unaprijedila kvaliteta nastave na MF-u u Splitu. Radi se intenzivno na odvajanju kolegija Anesteziologija i hitna medicina iz Katedre za medicinu u izvanrednim uvjetima te osnivanju vlastite Katedre. Sukladno tomu, asistenti na kolegiju Anesteziologija i hitna medicina završavaju svoje doktorske disertacije, sudjeluju aktivno u nastavi i znanstvenim projektima te na taj način omogućuju osnivanje samostalne Katedre od akademske godine 2009./2010., s doc. dr. sc. Mladenom Rakićem kao prvim voditeljem.

To se pokazalo kao vrlo učinkovit korak jer svake godine nastava na Katedri doživljava sve veći rast. Primjerice, u akademskoj godini 2015./2016. održano je samo na diplomskoj nastavi iz Medicine, Dentalne medicine i nastave na engleskom jeziku 1512 norma-sati (1020+192+300). K tomu, nastavnici Katedre vrlo aktivno sudjeluju i u nastavi na Katedri za kliničke vještine (voditelj: prof. dr. sc. Julije Meštrović), gdje su voditelji 3 potpredmeta, kako na hrvatskom tako i na engleskom studiju (Kliničke vještine 1 i 2, Clinical skills 1&2), potom na Kliničkim rotacijama (6. godina), zatim na više predmeta pri Odjelu zdravstvenih studija, stoga se procjenjuje da godišnji broj norma-sati djelatnika Katedre premašuje 2500.

Za naglasiti je da od 1. 4. 2012. Odjel za anesteziju, reanimatologiju i intenzivno liječenje KBC-a Split prerasta u Kliniku za anesteziologiju, reanimatologiju i intenzivno liječenje (u daljnjem testu Kliniku) koja se trenutno sastoji od dvaju kliničkih zavoda: Zavoda za intenzivnu medicinu i Zavoda za anesteziologiju. To je još više doprinijelo poboljšanju rada sa studentima i unaprjeđenju procesa nastave.

Velik događaj za Kliniku, ali i za MF u Splitu, bilo je uspješno održavanje prvih specijalističkih ispita za specijalizante anesteziologije, reanimatologije i intenzivne medicine u svibnju 2015.

Prostorni i radni uvjeti

Nastava, izuzev vježba i dijelom seminara, odvija se u prostorima MF-a. Sve predavaonice, seminarske dvorane te učionice opremljene su suvremenim audiovizualnim pomagalima (računala i LCD projektori, po potrebi grafoskopi itd.). Klinika uz to raspolaže i vlastitim LCD projektorom, 8 računala, 5 pisača, telefaksom i skenerom. Pristup internetu i svim elektroničkim bazama podataka moguć je tijekom 24 sata sa svih računala na Klinici.

Department of Anesthesiology and Intensive Care Medicine

Soon it became clear that the establishment of an independent Department of Anaesthesiology and Intensive Care Medicine (hereinafter referred to as the Department) would significantly improve and advance the quality of medical education. Intense efforts were made to separate the Anaesthesiology and Emergency Medicine course from the Department of Emergency Medicine and to establish an independent Department. With this goal in mind, teaching assistants responsible for the Anesthesiology and Emergency Medicine course, were finishing their doctoral theses and actively participating in teaching and scientific projects, thus opening the way for the establishment of an independent Department with the Assist Prof Mladen Rakić, PhD as its first Head.

This was proven to be an effective step forward since the teaching at the Department has been increasing each year. For instance, in academic year 2015/2016, the Department members held 1512 (1020+192+300) hours of direct teaching in integrated teaching programmes (Medicine, Dental Medicine and Medical Studies in English). Moreover, the Department faculty is actively participating in the delivery of classes organised by the Department of Clinical Skills (with Assoc Prof Julije Meštrović, PhD as its Head), where they run three subcourses in both medical programmes, for Croatian students and students of Medical Studies in English, as well as in several courses at the University Department of Health Studies. It is estimated that the Department faculty annually participates in more than 2500 hours of direct teaching.

Another important moment in the history of our Department happened on 1 April 2012 when the Department of Anaesthesiology, Reanimatology and Intensive Care Medicine at the University Hospital of Split got the status of the Clinic consisting of 2 Clinical Departments: Department of Intensive Care Medicine and Anaesthesiology Department. This process further improved the quality of work with students and their education.

The first Board Examinations for Anaesthesiologists were successfully held in May 2015, which was a tremendous progress not only for our Clinic, but for the University of Split School of Medicine as well.

Nastavno osoblje Katedre / *Teaching Staff of the Department:*
doc. dr. sc. Marko Jukić, doc. dr. sc. Nenad Karanović, doc. dr. sc. Danijela Gulam, doc. dr. sc. Mladen Carev i doc. dr. sc. Mihajlo Lojpur

Klinika ispunjava i sve pedagoške standarde jer se u okviru Klinike održava veći dio seminarske nastave i kliničke vježbe. Seminarska nastava djelomično se održava u Sobi za sastanke Klinike, a vježbe na brojnim radilištima u operacijskim dvoranama, jedinicama intenzivnog liječenja te na poliklinikama (Anesteziološka ambulanta, Ambulanta za liječenje boli). Za napomenuti je da se nastava održava na lokalitetima Firule i Križine.

Kao važan iskorak posljednjih nekoliko godina (od 2011.) navodimo postojanje Kabineta za kliničke vještine u podrumu Patološko-anatomskoga kompleksa Firule. Radi se o više povezanih prostorija gdje studenti na kolegijima Anesteziologija i Kliničke vještine uvježbavaju mnoge praktične postupke (npr. postoji prostorija za dišni put, kardiopulmonalnu reanimaciju, intravenski put, postavljanje sonda, katetera, upoznavanje vitalnih znakova itd.). Studentima su na raspolaganju razne lutke za uspostavu dišnoga puta, kardiopulmonalnu reanimaciju, automatski vanjski defibrilator, umjetna ruka za uspostavu intravenskoga puta, sonde, kateteri itd.

Space and working conditions

The majority of teaching, except for practical teaching and some seminars, is being held in the building of the School of Medicine in Split. All lecture and seminar rooms are equipped with modern audio-visual amenities (personal computers and LCD projectors, graphoscopes, etc.). The Clinic has its own LCD projector as well as 8 personal computers (PCs), 5 printers, a fax machine and a scanner. Internet access and access to electronic databases are possible from all PCs at the Clinic.

The Clinic meets all the required teaching standards since the majority of seminars and practical teaching in Anaesthesiology Course take place there. Seminars are held in the Clinic's Conference Room, and practical teaching at numerous workstations in the operating theatres and at the Polyclinic (Preoperative Evaluation Clinic, Pain Management Clinic) at the locations of the Clinical Hospital Centre "Firule" and "Križine".

Recently (since 2011), another important step forward has been taken with the establishment of the Cabinet for Clinical Skills in the Basement rooms of the Pathology-Anatomy Complex "Firule". It is a series of interconnected stations where students, during Anaesthesiology and Clinical Skills courses, master many practical skills (e.g. airway station, cardiopulmonary resuscitation (CPR) station, intravenous line station, catheter and tubes station, etc.). The equipment available consists of the airway and CPR mannequins, automatic

Nastavna djelatnost

Katedra, sukladno izvješćima o održanoj nastavi u protekloj godini, trenutno održava nastavu na sljedeći način:

1. **dodiplomski studij Medicine:** Anesteziologija i intenzivna medicina (5. godina) – 95 sati (5 ECTS) – ukupno 1020 norma-sati;
2. s**tudij Dentalne medicine (3. godina):** Anesteziologija i intenzivna medicina – 50 sati,ukupno 192 norma-sati;
3. **studij Medicine na engleskom jeziku:** predmeti Anesthesiology and Intensive Care (5. godina – ukupno 300 norma-sati), te Clinical skills I and II (molim pogledati dolje);
4. **na Katedri za kliničke vještine (1. i 2. godina):** djelatnici Katedre održavaju velik dio nastave na Katedri za kliničke vještine; nastava je podijeljena na 4 predmeta (2 na hrvatskom studiju – Kliničke vještine 1 i 2, te dva na engleskom studiju – Clinical Skills I and II). Trojica su voditelja predmeta s Katedre (doc. Nenad Karanović – Clinical Skills I, doc. Mihajlo Lojpur – Kliničke vještine 1, doc. Mladen Carev – Kliničke vještine 2), a uz prim. dr. sc. Branku Polić s Klinike za pedijatriju (Clinical Skills 2). Prosječno je nastavno opterećenje oko 355 norma-sati po predmetu s varijabilnim, ali značajnim udjelom djelatnika naše Katedre;
5. **nastava u suradnji s ostalim katedrama i zavodima:** Katedra za medicinsku humanistiku (doc. Jukić), Zavod za neuroznanost (doc. Karanović, doc. Carev);
6. **izborni predmeti:** trenutno u suradnji sa Zavodom za neuroznanost („Zašto i kako dišemo") – doc. Karanović, doc. Carev;
7. **poslijediplomska nastava;**
8. **nastava na Sveučilišnom odjelu zdravstvenih studija u Splitu:** dodiplomski studij Sestrinstva – Klinička medicina V, predmet: Anesteziologija, reanimatologija i intenzivno liječenje tijekom 3. godine. (30 sati predavanja), diplomski studij Sestrinstva – predmet: Klinička njega u hitnim stanjima (20 sati predavanja, 20 sati seminara), sveučilišni preddiplomski studij Radiološka tehnologija – predmet: Anesteziologija i intenzivna medicina (20 sati predavanja, 10 sati seminara, 5 sati vježbi) te izborni predmeti: Studij primaljstva, potom Urgentna stanja u medicini s varijabilnim nastavnim opterećenjem.

external defibrillators, intravenous training arms, probes, catheters, etc.

Teaching activities

According to the report from the previous academic year, the teachers from our Department deliver the classes as follows:

1. **Integrated undergraduate and graduate university study of Medicine (5th year):** Anaesthesiology and Intensive Care course – 95 teaching hours (5 ECTS) – a total of 1020 direct teaching hours;
2. **Dental Medicine (3rd year):** Anesthesiology and Intensive Care course – 50 teaching hours– a total of 192 direct teaching hours;
3. **Integrated undergraduate and graduate programme in Medical Studies in English:** Anesthesiology and Intensive Care course (5th year, 300 direct teaching hours), and Clinical Skills I and II courses (please see below)
4. **At the Clinical Skills Department (1st and 2nd academic year):** our faculty teach a significant number of courses. There are 4 courses (Clinical Skills I and II, each in Croatian and English). Three of the four Course Coordinators are our faculty members (Assist Prof Nenad Karanović, Clinical Skills I – English; Assist Prof Mihajlo Lojpur, Clinical Skills I – Croatian; Assist Prof Mladen Carev, Clinical Skills II – Croatian), together with Branka Polić, PhD from the Paediatrics Clinic (Clinical Skills II – English). The average number of teaching hours for each course amounts to around 355 direct teaching hours with varying, but significant contribution made by the members of our Department;
5. **Courses in cooperation with other Departments:** Department of Medical Humanities (Assist Prof Marko Jukić) and Department of Neuroscience (Assist Prof Nenad Karanović and Assist Prof Mladen Carev);
6. **Elective courses:** in cooperation with the Department of Neuroscience "Why and How we Breathe" (Assist Prof Nenad Karanović and Assist Prof Mladen Carev);
7. **Teaching in postgraduate programmes**
8. **Teaching at the University Department of Health Studies:** undergraduate Nursing study– Clinical medicine V, Anaesthesiology, Reanimatology and Intensive Care course during the 3rd academic year (30 hours of lectures), graduate Nursing study – Clinical care in Emergency Situations course (20 hours of lectures, 20 hours of seminars), university undergraduate study in Radiologic Technology - Anaesthesiology and Intensive Care course (20 hours of lectures, 10 hours of seminars, 5 hours of practical teaching), elective courses in the

Nastavno i suradničko osoblje

Administrativna struktura Katedre u akademskoj godini 2015./16.

Pročelnik Katedre: doc. dr. sc. Mladen Carev, zamjenik pročelnika – doc. dr. sc. Nenad Karanović, tajnik Katedre – dr. sc. Željko Ninčević, koordinator za studij Dentalne medicine (voditelj potpredmeta) – doc. dr. sc. Marko Jukić, koordinator za nastavu na OZS (voditelj potpredmeta) – doc. dr. sc. Mihajlo Lojpur, koordinatori za studentske vježbe na odjelima/klinikama/zavodima KBC-a Split – dr. sc. Božena Ivančev, prim. mr. sc. Dragica Kopić, dr. Biljana Vegan, koordinator za studij na engleskom jeziku – dr. sc. Ivan Agnić, koordinator zadužen za mrežne stranice – Dorjan Kuščević, dr. med., koordinator za projekte i publiciranje radova – Sanda Stojanović Stipić, dr. med.

Nastavno i suradničko osoblje

Liječnici u kumulativnom radnom odnosu: doc. dr. sc. Mladen Carev, doc. dr. sc. Nenad Karanović.

Liječnici u znanstveno-nastavnom zvanju: doc. dr. sc. Marko Jukić, doc. dr. sc. Mihajlo Lojpur, doc. dr. sc. Danijela Gulam.

Naslovni asistenti: dr. sc. Željko Ninčević, mr. sc. Božidar Duplančić, prim. mr. sc. Dragica Kopić, prim. mr. sc. Neven Elezović, Mileva Frankić, dr. med., mr. sc. Dubravka Kocen, Dorjan Kuščević, dr. med., Mate Perković, dr. med., Sanda Stojanović-Stipić, dr. med., Biljana Vegan, dr. med., dr. sc. Božena Ivančev*, dr. sc. Ivan Agnić*, mr. sc. Suzyen Kraljević* (* u procesu izbora za asistenta i/ili višega asistenta).

Tijekom akademske godine 2015./2016. u nastavi su sudjelovali gotovo svi djelatnici Klinike, a to su uz gore navedene nastavnike i asistente sljedeći doktori medicine: dr. sc. Nataša Dropulić; mr. sc. Daniela Pupačić; Jadranka Buklijaš; Zdravko Borzić; Nikola Delić; Darko Ilić; Toni Kljaković-Gašpić; Tedi Gavranić; Ivanka Balić; Carmen Šalinović; Davor Dujmović; Emilija Mijač Gulišija; Zdenko Čović; Asta Vejelyte; Verica Iliev; Vjera Marušić; Mislav Bratanić; Sanja Pavičić Perković. U kliničkim vježbama te u laboratoriju Kliničkih vještina sudjelovali su specijalizanti Klinike, doktori medicine: dr. sc. Ivana Prkić; Sandro Glumac; Antonela Bunoza; Saša Rosić; Ana Šarić; Lenko Šarić; Toni Lozančić; Andro Šiljić; Damira Milanović Litre; Mila Kavelj; Ivan Vuković; Duje Erceg; Josip Krnić; Josipa Domazet; Antonija Labrović; Igor Vuković; Ines Bilokapić; Marija Španić Mindoljević; Barbara Palković.

Midwifery study programme, and the course entitled Emergencies in Medicine, with variable teaching hours.

Teachers and associates

The administrative structure of the Department in the academic year 2015/2016

Head of the Department: Assist Prof Mladen Carev, PhD; Deputy Head of the Department: Assist Prof Nenad Karanović, PhD; Secretary of the Department: Željko Ninčević, MD, PhD, Coordinator of the Department for the Dental Medicine study: Assist Prof Marko Jukić, PhD; Coordinator of the Department for the University Department of Health Studies: Assist Prof Mihajlo Lojpur, PhD; Coordinators for students' practical teaching at Clinical Departments of the University Hospital of Split: Božena Ivančev, MD, PhD, Dragica Kopić, MD, MSc, Biljana Vegan, MD; Coordinator of the Department for Medical Studies in English: Ivan Agnić, MD, PhD, Coordinator of the Department for projects and publishing scientific research: Sanda Stojanović Stipić, MD.

Teachers and associates

Physicians employed by the Clinical Hospital Centre and School of Medicine on cumulative employment contract: Assist Prof Mladen Carev, PhD; Assist Prof Nenad Karanović, PhD.

Assistant Professors: Assist Prof Marko Jukić, PhD; Assist Prof Mihajlo Lojpur, PhD; Assist Prof Danijela Gulam, PhD.

Teaching Assistants: Željko Ninčević, MD, PhD; Božidar Duplančić, MD, MSc; Dragica Kopić, MD, MSc; Neven Elezović, MD, MSc; Mileva Frankić, MD; Dubravka Kocen, MD, MSc; Dorjan Kuščević, MD; Mate Perković, MD; Sanda Stojanović-Stipić, MD; Biljana Vegan, MD; Božena Ivančev, MD, PhD*; Ivan Agnić, MD, PhD*; Suzyen Kraljević, MD, MSc* (* to be promoted to the position of the Teaching Assistant or Senior Teaching Assistant).

During the academic year 2015/2016 nearly all employees of our Clinic participated in the teaching process. Besides the aforementioned faculty members, those were the following attending physicians: Nataša Dropulić, PhD; Daniela Pupačić, MSc; Jadranka Buklijaš, MD; Zdravko Borzić, MD; Nikola Delić, MD; Darko Ilić, MD; Toni Kljaković-Gašpić, MD; Tedi Gavranić, MD; Ivanka Balić, MD; Carmen Šalinović, MD; Davor Dujmović, MD; Emilija Mijač Gulišija, MD; Zdenko Čović, MD; Asta Vejelyte, MD; Verica Iliev, MD; Vjera Marušić, MD; Mislav Bratanić, MD and Sanja Pavičić Perković, MD. Additionally,

Katedra se redovito sastaje, ima sve potrebne podatke na svojoj mrežnoj stranici te banku pitanja na posebnom računalu i arhiv.

Prethodni voditelji nastave

Katedra za medicinu u izvanrednim uvjetima

Prvi voditelj Katedre (od osnutka do 2002.) bio je specijalist anesteziologije i intenzivnoga liječenja prof. dr. sc. Antun Bačić. Od 2002. do 2005. voditelj je bio prof. dr. sc. Željko Mimica, a od 2005. do 2009. prof. dr. sc. Vedran Radonić. Što se tiče kolegija Anesteziologija i hitna medicina, voditelj je od 2002. bio dr. sc. Ante Ujević. Članovi kolegija bili su: dr. sc. Marko Jukić, mr. sc. Nenad Karanović, mr. sc. Mladen Carev, mr. sc. Željko Ninčević, mr. sc. Božidar Duplančić, mr. sc. Mladen Pogorelić, Mate Perković, Mihajlo Lojpur, Neven Elezović, Dragica Kopić, Dorjan Kuščević, Suzyen Kraljević.

Katedra za anesteziologiju i intenzivnu medicinu

Prvi voditelj samostalne Katedre bio je prof. dr. sc. Mladen Rakić (od osnutka do kraja akademske godine 2013./2014.). U akademskoj godini 2014./2015. voditelj je bio doc. dr. sc. Nenad Karanović. Od 2015./2016. godine voditelj Katedre je doc. dr. sc. Mladen Carev.

Stručna i znanstvena djelatnost

Katedra i Klinika sudjelovale su u projektima i istraživanjima Europskoga udruženja anesteziologa (ESA) – (ESA) – EuSOS (2011. European Surgical Outcome Study (EuSOS); International seven day study of standards of care and clinical outcomes for patients undergoing non-cardiac surgery – koordinatori za KBC Split: doc. dr. sc. Nenad Karanović, Dorjan Kuščević, dr. med.) te prospektivna opservacijska međunarodna, multicentrična kohortna studija LAS VEGAS (Local Assessment of Ventilatory Management During General Anesthesia for Surgery and effects on Postoperative Pulmonary Complications – glavni istraživači: doc. dr. sc. N. Karanović, dr. sc. N. Dropulić, doc. dr. sc. M. Carev).

Članovi Katedre vrlo su aktivni u stručnim i znanstvenim društvima i organizacijama, ponajprije Hrvatskom društvu za anesteziologiju i intenzivno liječenje (HDAIL), Hrvatskom društvu za intenzivnu medicinu, potom ESA-i, Europskom udruženju kardiotorakalnih anesteziologa (EACTA), Europskom udruženju za regionalnu anesteziju (ESRA) itd. Katedra i Klinika stalno sudjeluju na međunarodnim i domaćim kongresima. Osobito je istaknuto sudjelovanje na godišnjim kongresima ESA-e, gdje imamo velik broj prihvaćenih radova, od kojih su neki dobivali i priznanja za kvalitetu.

many of our resident physicians contributed to clinical teaching and participated in the delivery of Clinical Skills courses: Ivana Prkić, PhD; Sandro Glumac, MD; Antonela Bunoza, MD; Saša Rosić, MD; Ana Šarić, MD; Lenko Šarić, MD; Toni Lozančić, MD; Andro Šiljić, MD; Damira Milanović Litre, MD; Mila Kavelj, MD; Ivan Vuković, MD; Duje Erceg, MD; Josip Krnić, MD; Josipa Domazet, MD; Antonija Labrović, MD; Igor Vuković, MD; Ines Bilokapić, MD; Marija Španić Mindoljević, MD, and Barbara Palković MD.

Our Department members meet regularly, all the necessary information is provided on our web page, an exam question bank stored on a secured PC, and also an archive.

Previous Heads

Department of Emergency Medicine

The first Department Head, from its establishment until 2002, was Assoc Prof Antun Bačić, anesthesiology and intensive care specialist. He was succeeded by Assoc Prof Željko Mimica (2002-2005) and Assoc Prof Vedran Radonić (2005-2009). From 2002, the coordinator of the subcourse Anesthesiology and Emergency Medicine was Assoc Prof Ante Ujević. Other faculty members were Marko Jukić, MD, PhD; Nenad Karanović, MD, MSc; Mladen Carev, MD, MSc; Željko Ninčević, MD, MSc; Božidar Duplančić, MD, MSc ;Mladen Pogorelić, MD, MSc ;Mate Perković, MD; Mihajlo Lojpur, MD; Neven Elezović, MD; Dragica Kopić, MD; Dorjan Kuščević, MD; and Suzyen Kraljević, MD.

Department of Anesthesiology and Intensive Care Medicine

The first Head of the independent Department was Assoc Prof Mladen Rakić (from the establishment until the end of academic year 2013/2014). In 2014/2015, the Head was Assist Prof Nenad Karanović. Since 2015/2016, the new Head has been Assist Prof Mladen Carev.

Professional and scientific activities

Our Department and Clinic have been participating in research projects from European Society of Anesthesiology (ESA) – EuSOS (2011, European Surgical Outcome Study (EuSOS); International seven-day study of standards of care and clinical outcomes for patients undergoing non-cardiac surgery - Coordinators for University Hospital of Split: Assist Prof Nenad Karanović, Dorjan Kuščević, MD), as well as the multicentric prospective observational cohort study LAS VEGAS (Local Assessment of Ventilatory Management during General Anesthesia for Surgery and effects on Postoperative

Na Klinici i MF-u u kolovozu 2015. održan je međunarodni tečaj „UZV-om vođena regionalna anestezija ekstremiteta" (poslijediplomski tečaj I. kategorije), koji će se održati i u listopadu 2016. godine.

Djelatnici Katedre mentori su mnogim studentima za diplomske radove, liječnicima za magisterije i doktorske disertacije, ali i za specijalizante anesteziologije i hitne medicine. Kako postoji 9 subspecijalista intenzivne medicine, odnedavno se obavljaju i mentorstva za subspecijalizacije.

Katedra je uspjela razviti svoju prepoznatljivu znanstvenu aktivnost te će se nastaviti baviti istraživanjima koja su u tijeku (Projekti HRZZ-a).

Trenutno djelatnici Katedre sudjeluju na nekoliko projekata:

1) Neuralna kontrola disanja u budnosti i spavanju (voditelj prof. dr. sc. Zoran Đogaš, Sveučilište u Splitu, Medicinski fakultet) – od 2007. do danas;

2) Translational research on neuroplasticity of breathing and effect of intermittent hypoxia in anesthesia and sleep (voditelj prof. dr. sc. Zoran Đogaš, Sveučilište u Splitu, Medicinski fakultet) – od 2013. do danas;

3) „Investigating Pathological Processes in Ischemic Human Myocardium; Basic Science Tools for Major Health Problem" (voditelj prof. dr. sc. Darija Baković Kramarić – odobren od HRZZ-a 2014. godine). Na projektima 1 i 2 suradnici su doc. dr. sc. Nenad Karanović i doc. dr. sc. Mladen Carev, a na projektu 3 doc. dr. sc. Mihajlo Lojpur i doc. dr. sc. Mladen Carev.

Od starijih projekata za napomenuti je projekt „Istraživanje o obavijesnom pristanku u Dalmaciji" (voditelj doc. dr. sc. Marko Jukić, 2005. –2008.).

Od 1997. do danas doktorirali su sljedeći doktori medicine: mr. sc. Nenad Karanović, dr. med.; mr. sc. Mladen Carev, dr. med.; Mihajlo Lojpur, dr. med.; mr. sc. Željko Ninčević, dr. med.; Nataša Dropulić, dr. med.; Božena Ivančev, dr. med.; Vjera Marinov, dr. med.; Ivan Agnić, dr. med.; Ivana Prkić. U istom razdoblju magistrirali su sljedeći doktori medicine: Neven Elezović, dr. med.; Božidar Duplančić, dr. med.; Dragica Kopić, dr. med.; Neven Pejković, dr. med.; Daniela Pupačić, dr. med.; Suzyen Kraljević, dr. med.; Dubravka Kocen, dr. med. Liječnici s odobrenom temom doktorske disertacije i/ili magisterija na MF-u Split (očekuje se obrana do kraja 2016.)

Pulmonary Complications – principal investigators: Assist Prof N. Karanović, N. Dropulić, MD, PhD, Assist Prof M. Carev MD, PhD).

Department members are very active in professional and scientific societies and organizations, such as Croatian Association of Anesthesiology and Intensive Care Medicine (HDAIL), Croatian Society of Intensive Care Medicine, ESA, European Association of Cardiothoracic Anesthesiology (EACTA), European Society of Regional Anesthesia (ESRA) etc. The Clinic and the Department continuously participate in national and international meetings, particularly in annual ESA meetings, where some of the accepted abstracts were rewarded for their excellence.

The Department organized "Ultrasound-guided regional anesthesia of the extremities course" in August 2015, which we hope to continue in October 2016.

The members of our Department mentored many graduate (MD) and postgraduate students (Master's and PhD theses), as well as anesthesiology and emergency medicine residents. Recently, we have been mentoring clinical fellowship trainees since we have 9 Intensive Care Medicine fellows on our team.

In the field of research, our Department has managed to develop a unique scientific signature, and is continuing the ongoing research projects (Croatian Science Foundation). Currently, our members are participating in the following projects:

1) Neural control of breathing in wakefulness and sleep (Project leader: Prof Zoran Đogaš, University of Split School of Medicine) from 2007 – today;

2) Translational research on neuroplasticity of breathing and effect of intermittent hypoxia in anesthesia and sleep (Project leader: Prof Zoran Đogaš, University of Split School of Medicine) from 2013–today;

3) "Investigating Pathological Processes in Ischemic Human Myocardium; Basic Science Tools for Major Health Problem" (Project leader: Assoc Prof Darija Baković Kramarić – granted by Croatian Science Foundation in 2014). Assist Prof Nenad Karanović and Assist Prof Mladen Carev are participating in the first two projects, whereas Assist Prof Mihajlo Lojpur and Assist Prof Mladen Carev are researchers on the 3rd project Among the projects already completed, the ones that are particularly important are: "Research of

jesu: Sanda Stojanović Stipić (doktorat), Ana Neveščanin (magisterij).

Planovi razvoja katedre

Planovi su Katedre, a sukladno zaključcima održanih sastanaka tijekom akademske godine: uzimanje većega udjela u poslijediplomskoj nastavi, ažuriranje i povećanje broja asistenata, potpuno preuzimanje provedbe specijalističkih i subspecijalističkih ispita, osnivanje novih kolegija (Kolegij hitne medicine kao izborni predmet), poticanje održavanja poslijediplomskih tečajeva (liječenje boli, medicina katastrofa, neka područja iz urgentne i intenzivne medicine), daljnje sudjelovanje u europskim projektima, osobito u suradnji s ESA-om. U pripremi je skori stručni specijalistički studij iz Anesteziologije i intenzivne medicine.

Publicirani radovi

Publiciranje radova u posljednjih je nekoliko godina znakovito napredovalo na Katedri. Tomu su zasigurno pridonijeli promjena kadrovske strukture i razumijevanje potrebe za stalnim publiciranjem.

informed consent in Dalmatia" (Project Leader: Assist Prof Marko Jukić, 2005-2008).

From 1997 onwards, the following MDs have successfully defended their PhD theses: Nenad Karanović, MD, MSc, Mladen Carev, MD, MSc, Mihajlo Lojpur, MD, MSc, Željko Ninčević, MD, MSc, Nataša Dropulić, MD, Božena Ivančev, MD, Vjera Marinov, MD, Ivan Agnić, MD, Ivana Prkić, MD. During the same period, the Master of Science degree was awarded to: Neven Elezović, MD, Božidar Duplančić, MD, Dragica Kopić, MD, Neven Pejković, MD, Daniela Pupačić, MD, Suzyen Kraljević, MD, and Dubravka Kocen, MD. There are also physicians who are about to defend their PhD/MSc theses by the end of the year: Sanda Stojanović Stipić (PhD thesis), Ana Neveščanin (MSc thesis).

Development plan

Based on the decisions made at regular staff meetings, the Department's plans are directed towards greater participation in the teaching process at the postgraduate level, increased number of teaching assistants, complete organisation of residency and fellowship exams, development of new courses (Emergency Medicine as a potential elective course), increased support for organisation of Continuing Medical Education courses (such as Pain Management, Disaster Medicine, and other areas from emergency and intensive medicine), and further participation in European projects, particularly in collaboration with the ESA. Besides, we are also preparing to launch the Postgraduate Specialist University Study Programme in Anesthesiology and Intensive Care that will be compulsory for all anesthesiology residents in Croatia.

Udžbenici, poglavlja u udžbenicima i monografije (2007. – 2016.)

Textbooks, book chapters and monographs during the period 2007 – 2016

Djelatnici Katedre izdali su više udžbenika, skripata i monografija. Ovdje će biti nabrojeni samo glavni naslovi, a nabrajanje pojedinih poglavlja u udžbenicima nadilazi veličinu ovoga teksta.

The members of our Department have published a number of textbooks, book chapters and monographs. We are citing only the most important publications, while citing the individual book chapters is out of the scope of this text.

Službeni nastavni tekstovi za akademsku godinu 2015./2016.:

Official teaching materials for the academic year 2015/2016:

1. Jukić M, Carev M, Karanović N, Lojpur M. Anestezija i intenzivna medicina za studente. Split: Medicinski fakultet, 2015. http://neuron.mefst.hr/docs/katedre/anesteziologija///Skripta anesteziologija i intenziva.pdf.
2. Jukić M, Carev M, Karanović N, Lojpur M, Dropulić N, Vuković Ig., Agnić I, Bilokapić I, Bunoza A, Erceg D, Ivančev B, Kavelj M, Krnić J, Lozančić T, Prkić I, Stojanović Stipić S, Šarić A, Šarić L. Anesthesiology and intensive medicine for students (script) http://neuron.mefst.hr/docs/katedre/anesteziologija/Script_Eng_Anesthesiology_01-12-2015.pdf Skripta se sastoje od 25 bitnih poglavlja iz područja anesteziologije i intenzivne medicine. / *They contain 25 important chapters from the fields of anesthesia and intensive care medicine.*

Nastavni udžbenik od akademske godine 2016./2017. (u procesu izdavanja):

The new textbook that will be used from the academic year 2016/2017 (in the process of publishing):

Na 7. redovitoj sjednici Fakultetskoga Vijeća od 21. 4. 2016. jednoglasno je prihvaćen zahtjev za priznavanje djela „Anesteziologija i intenzivna medicina za studente medicine, dentalne medicine i zdravstvene studije" kao sveučilišnoga udžbenika za potrebe studija Medicina i Dentalna medicina, autora doc. dr. sc. Marka Jukića, doc. dr. sc. Mladena Careva, doc. dr. sc. Nenada Karanovića i doc. dr. sc. Mihajla Lojpura.

On the 7th meeting of the School Council from 21st April 2014, a unanimous decision was made to accept "Anesthesiology and Intensive Medicine for Medical, Dental and Health Sciences Students" as an official university textbook to be used by students of study programmes in Medicine and Dental Medicine in Split, written by Assist Prof Marko Jukić, Assist Prof Mladen Carev, Assist Prof Nenad Karanović, and Assist Prof Mihajlo Lojpur.

Ostali udžbenici, monografije, skripta (2007. – 2016.)

Other textbooks, monographs and learning materials during the period 2007 – 2016

1. Jukić M, Gašparović V, Husedžinović I, Majerić Kogler V, Perić M, Žunić J. Intenzivna medicina. Zagreb: Medicinska naklada; 2008. (udžbenik)
2. Fabijanić D, Lojpur M. Odabrana poglavlja iz kardiologije i reanimatologije za praktičare dentalne medicine. Zagreb: Hrvatska stomatološka komora; 2009. (priručnik)
3. Temeljne i opće kliničke vještine – skripta. Split : Medicinski fakultet Split, 2011.
4. Anić S, Baudoin T, Bićanić G, Čatipović B, Degoricija V, Delimar D i sur. Emergency Medicine. Zagreb: MMM Marketing d.o.o.; 2011. (udžbenik)
5. Jukić M, Majerić Kogler V, Fingler M. Bol – uzroci i liječenje. Zagreb: Medicinska naklada; 2011. (monografija).
6. Jukić M, Husedžinović I, Kvolik S, Majerić Kogler V, Perić M, Žunić J. Klinička anesteziologija. Zagreb: Medicinska naklada; 2013. (udžbenik)
7. Jukić M. Dokazivanje nevinosti. Zagreb: www.digitalne-knjige.com; 2013. (monografija)
8. Šimunović V. Temeljne i opće kliničke vještine. Charleston, S. C., USA: CreateSpace Independent Publishing Platform; 2013.
9. Šimunović V. Basic&General Clinical Skills Charleston, S. C., USA: CreateSpace Independent Publishing Platform; 2013.
10. Anić S, Baudoin T, Bićanić G, Čatipović B, Degoricija V, Delimar D i sur. Hitna medicina. Zagreb: Libar; 2013. (udžbenik)
11. Anić S, Baudoin T, Bićanić G, Čatipović B, Degoricija V, Delimar D i sur. Emergency Medicine, 2nd edition. Zagreb: Libar; 2013. (udžbenik)
12. Jukić M. Liječničke pogreške. Zagreb: Medicinska naklada; 2014. (monografija)
13. Agnić I, Bilokapić I, Delić N, Dropulić N, Ilić D, Karanović N i sur. Ultrazvukom vođena regionalna anestezija ekstremiteta (poslijediplomski tečaj I. kategorije). Medicinski fakultet Sveučilišta u Splitu, Split; 2015. (priručnik)
14. Radna skupina za liječenje koagulopatije u kirurškim strukama, Bogdanović Dvorščak M, Carev M, Konosić S, Kvolik S, Majerić Kogler V i sur. Preporuke za liječenje koagulopatije u kirurškim strukama. Zagreb: Hrvatsko društvo za anesteziologiju i intenzivno liječenje, Octapharma; 2016.

Publikacije objavljene u časopisima indeksiranima u bazi Current Contents (2007. – 2016.)

Publications in journals indexed in Current Contents database during the period 2007-2016

Potpuni popis publikacija (61) nalazi se u elektroničkom obliku.

The complete list of publications (61) is enclosed in the digital format.

Literatura / *References*

1. Hrvatska znanstvena bibliografija. Dostupno na: https://bib.irb.hr/
2. Medicinski fakultet: 1997. – 2007. Monografija povodom desete obljetnice samostalnosti/ [urednici Stipan Janković, Mladen Boban]. Split: Medicinski fakultet Sveučilišta u Splitu, 2007.

KATEDRA ZA PSIHIJATRIJU
DEPARTMENT OF PSYCHIATRY

Prof. dr. sc. Goran Dodig / Prof Goran Dodig, MD, PhD
Pročelnik Katedre / Head of Department

Povijest katedre

Psihijatrija je, bez sumnje, danas u 21. stoljeću dio medicinske znanosti i kliničke medicine. O tome svjedoče znanja i činjenice o biologiji mozga, neurotransmisiji te posljedično o psihofarmakoterapiji, što je donijelo značajne, gotovo „revolucionarne" rezultate u liječenju različitih psihičkih poremećajima i bolesti. Međutim, psihijatriju i „psihičko" potrebno je sagledavati u svoj njezinoj širini, od suptilnoga promišljanja o ljudskom postojanju, filozofiji života kroz antropološki i civilizacijski aspekt do poremećaja koji se u toj isprepletenosti javljaju i načina kako najkvalitetnije intervenirati. Upravo zbog toga nemjerljivo je važno da psihijatrija i „psihičko", da mentalno zdravlje u najširem smislu riječi imaju važno mjesto i ulogu u edukaciji ljudi kako bi ih još snažnije senzibilizirali za prevažni dio našega funkcioniranja. Doista, „od alfe do omege".

Ako bismo medicinsku izobrazbu za studente i liječnike promatrali u širem smislu riječi, onda organizirana i strukturirana nastava iz psihijatrije datira još iz 1963. godine, kada u Splitu započinje Poslijediplomski studij u okviru specijalizacije iz opće i školske medicine, a u organizaciji Škole narodnoga zdravlja „Andrija Štampar" iz Zagreba. Tada se nastava iz psihijatrije i neurologije provodi na Odjelu za neurologiju i psihijatriju.

History of the Department

Today, in the 21st century, psychiatry is, without doubt, part of both medical science and clinical medicine. Knowledge and facts about biology of brain, neurotransmission and consequently psychopharmacotherapy bear witness to this, which has brought significant, almost 'revolutionary' results in treating different psychological problems and diseases. However, the psychiatry and 'psychic' need to be approached widely, starting from subtle deliberation on human existence, the philosophy of life through anthropological and civilization aspect to disorders that in all this interweaving process appear and to provision of the most qualitative treatment. Because of this, it is of crucial importance for the psychiatry and the 'psychic', for mental health in a broader sense, to have a special place and role in education of people in order to sensitize them even more to this vitally important part of our functioning. Truly, from 'alpha to omega'.

Considering medical education for students and doctors in a broader sense, we could say that the organized and structured program of psychiatry dates back to 1963, when the postgraduate study in Split began as part of specialization in General and School Medicine, in organization of the School of National Health Andrija Štampar from Zagreb. Psychiatry

Medicinski fakultet Sveučilišta u Zagrebu, dana 22. lipnja 1976. godine, donosi odluku o izvođenju medicinske nastave za studente Medicinskoga fakulteta u Zagrebu. U tim zakonskim okvirima nastava se odvija sve do otvaranja petogodišnjega Područnoga studija medicine u Splitu Medicinskoga fakulteta Sveučilišta u Zagrebu – 1. listopada 1979. godine. Tada su se nastava iz neurologije i psihijatrije kao kliničke discipline potpuno i organizacijski odvojile – 1. siječnja 1980. godine. Nositelj je nastave za psihijatriju prof. dr. sc. Borben Uglešić. Već tada razumijevajući psihijatriju u svim svojim suptilnostima i širem društvenom značenju, studenti medicine slušaju predavanja u skladu s najsuvremenijim načelima moderne psihijatrijske struke uključujući ne samo faktografske teorijske spoznaje nego i organizacijske aspekte psihijatrijske službe i za psihijatrijsku struku posebno značajno – „živi doživljaj" problema kroničnosti s kojim se studenti upoznaju redovitim posjetima psihijatrijskoj bolnici na Ugljanu. U ljetnom semestru te prve godine 1982./1983. na Medicinskom studiju u Splitu održano je ukupno 568 sati nastave (predavanja, vježbe, seminari) iz predmeta psihijatrije.

Treba zapisati da uz nositelja nastave prof. dr. sc. Borbena Uglešića u nastavi sudjeluju: dr. K. Kovačević, dr. Urlić, dr. Milas, dr. Tocilj, dr. Dodig, dr. Brnabić itd. Treba zapisati da se tada predmet naziva Psihijatrija s medicinskom psihologijom.

Datum koji svakako treba spomenuti jest 28. siječnja 1986. godine kada Odjel, odlukom Ministarstva zdravstva, dobiva status Klinike za psihijatriju. Odlukom Sveučilišta u Splitu dana 26. ožujka 1997. godine osnovan je Medicinski fakultet Sveučilišta u Splitu. Tada se Statutom Fakulteta Katedra za neurologiju i psihijatriju spaja u jedinstvenu Katedru za neurologiju i psihijatriju, a na isti se način određuju i pročelnici Katedre, tako da su po dvije godine pročelnici doc. dr. sc. Reić, a po njegovu odlasku u mirovinu, prof. dr. sc. Ivo Lušić s neurologije, a nakon toga prof. dr. sc. Goran Dodig sa psihijatrije. Na taj način Katedra za psihijatriju funkcionira, dakle zajedno s neurologijom, do 2008. godine kada se odlukom Fakultetskoga vijeća katedre razdvajaju i postaju zasebne: Katedra za psihijatriju i Katedra za neurologiju, što je potpuno razumljivo i opravdano, čime bi se unaprijedila nastava i općenito rad sa studentima.

and neurology were at that time taught at the Department of Neurology and Psychiatry.

However, on 22 June 1976, the School of Medicine, University in Zagreb, decided that the study programme in Medicine would be taught to students enrolled in the School of Medicine in Zagreb. The courses were delivered within this legal frame until 1 October 1979, when the five-year programme of Medical Studies, School of Medicine, University of Zagreb, was established in Split. On 1 January 1980, the courses in Neurology and Psychiatry, as clinical disciplines, were completely and organizationally separated. The coordinator of the course in Psychiatry was Professor Borben Uglešić, MD, PhD. Even then, he understood psychiatry in all its subtlety and wider social importance; the medical students attended the lectures that were delivered in accordance with the latest principles of modern psychiatric profession, including not only factual theoretical cognition but also the organizational aspects of psychiatric service, and, what was for psychiatric profession of major importance, - 'live experience' of a chronic problem that the students became acquainted with, during their visits to psychiatric hospital on the island of Ugljan. During the summer semester of this first academic year 1982/1983, 586 teaching hours, in total, were held at the Medical Studies in Split (lectures, practical classes, seminars) within the course in Psychiatry.

We should note that, alongside with the course coordinator, Prof Borben Uglešić, MD, PhD, the following doctors participated in the delivery of the course: K. Kovačević, Urlić, Milas, Tocilj, Dodig, Brnabić, Grubić, etc. It is worth emphasizing that at that time the course was called Psychiatry with Medical Psychology.

One more date is also to be mentioned, and that is 28 January 1986, when the Department, following the Decision made by the Ministry of Health, gained the status of the Psychiatry Clinic. By Decision of the University of Split, the University of Split School of Medicine was founded on 26 March 1997. Then, by the Statute of the School, the Department of Neurology and Psychiatry was integrated into a single and unique Department of Neurology and Psychiatry. The Heads of the Department were elected in the same way, each for the period of two years. Following the retirement of Assist Prof Reić, PhD, Prof Ivo Lušić, PhD (Neurology) became the Head, and was succeeded by Prof Goran Dodig, PhD (Psychiatry). The Department of Psychiatry and Neurology was organized in this way until 2008, when by Decision of

Nastavno i suradničko osoblje Katedre / *Teaching and Associate Staff of the Department:*
doc. dr. sc. Davor Lasić, doc. dr. sc. Tomislav Franić, dr. Lea Kustura, doc. dr. sc. Boran Uglešić, doc. dr. sc. Trpimir Glavina, dr. Duška Krnić, prof. dr. sc. Goran Dodig i mr. sc. Silvana Krnić

Prostorni i radni uvjeti

Katedra za psihijatriju, čiji su svi članovi djelatnici Klinike za psihijatriju KBC-a Split, raspolaže relativno zadovoljavajućim prostornim i radnim uvjetima, no, gotovo polagano, sukcesivno povećavanje satnice nastavnih aktivnosti tjera nas na razmišljanje i planove da i u tom segmentu poradimo na kvalitetnijim rješenjima. Za sada za nastavne aktivnosti glede prostora raspolažemo knjižnicom (prostorija za sastanke Kolegija psihijatrije) čiji je kapacitet cca 30-35 ljudi, prostorom za Grupnu terapiju za cca 15-20 ljudi, dnevnim boravcima u svim trima zavodima pri Klinici za cca 20-25 ljudi, dvjema prostorijama u Centru za psihotraumu za cca 30-40 ljudi te liječničkim sobama gdje se održavaju kliničke vježbe. Imamo i adekvatnu audiovizualnu i računalnu opremu potrebnu za kvalitetno izvođenje nastave.

Nastavna djelatnost

Djelatnici Klinike od početka nastave na Područnom studiju medicine Medicinskoga fakulteta u Zagrebu, a poslije samostalnom Medicinskom fakultetu Sveučilišta u Splitu, aktivno su uključeni u nastavu vršeći sve nastavne aktivnosti vezane uz kolegij psihijatrije. Osim toga, uključeni su bili i u predavanja na predmetima Medicinska psihologija, poslije Liječnik i bolesnik u predmetu Medicinska etika.

the Faculty Council, the Department was separated into the Department of Psychiatry and the Department of Neurology, which is fully understandable and justified in terms of the improvement of teaching and working with students, in general.

Space and working conditions

The Department of Psychiatry, whose members are employees of the Psychiatry Clinic of the University Hospital of Split, has been functioning under reasonable space and working conditions. However, slow but steady increase in teaching hours has created the need to plan and improve this segment of our work as well. Currently, in terms of space, we have the library (the meeting room for teachers involved in the delivery of the course in Psychiatry) at our disposal that can accommodate 30 to 35 persons, the room for a group therapy suitable for approximately 20 to 25 persons, two rooms at the Centre for Psychotrauma for approximately 30 to 40 persons, and doctors' offices where the clinical practical training is held. We also have adequate audiovisual and computer equipment, necessary to provide high quality teaching.

Danas, 2016. godine, Katedra za psihijatriju Medicinskoga fakulteta u Splitu organizira i provodi nastavu iz psihijatrije:

- dodiplomski studij Medicinskoga fakulteta u Splitu, studij Medicine
- dodiplomski studij Medicine na engleskom jeziku
- dodiplomski studij Dentalne medicine
- diplomski sveučilišni studij Forenzike, Sveučilišni odjel za forenzične znanosti
- za dva stručna studija Sveučilišnoga odjela zdravstvenih studija Sveučilišta u Splitu (studij Sestrinstva i studij Fizioterapije)
- u suradnji s Katedrom interne medicine pri dodiplomskom studiju Farmacije
- u suradnji s Katedrom za medicinsku humanistiku na studiju Medicine
- na poslijediplomskim specijalističkim studijima Medicinsko pravo i Probacijski tretmani na Pravnom fakultetu u Splitu
- na poslijediplomskim studijima iz psihijatrije koje za cijelu Hrvatsku organizira Katedra za psihijatriju Medicinskoga fakulteta u Zagrebu.

Za dodiplomski studij Medicine iz predmeta Psihijatrija (za studije na hrvatskom i engleskom jeziku), koji se provode na IV. godini studija, predviđena satnica iznosi 105 sati, i to: 30 sati predavanja, 20 sati seminara, 55 sati vježba (uključen organizirani posjet Psihijatrijskoj bolnici Ugljan ili Rab) u 8-10 vježbovnih skupina (4-6 studenata), ovisno o broju studenata i turnusima.

Za studij Dentalne medicine, predmet Psihijatrija, predviđena je satnica 10 sati predavanja, 5 sati seminara i 10 sati vježba.

Za stručni studij Sestrinstva nastava iz predmeta Psihijatrija izvodi se u V. semestru, a predviđena satnica iznosi 33 sata, i to: 27 sati predavanja, 6 sati seminara.

Za stručni studij Fizioterapije iz predmeta Odabrana poglavlja iz psihijatrije nastava se izvodi u V. semestru, a predviđena satnica iznosi 15 sati, i to: 15 sati predavanja.

Na ostalim studijima i fakultetima u nastavi sudjeluju nastavnici naše Katedre u suradnji s drugim katedrama, i to s varijabilnom satnicom.

Teaching activities

Since the establishment first of Medical Studies in Split organized by the School of Medicine, University of Zagreb, and, later, of the independent University of Split School of Medicine, the employees of the Clinic have been actively participating in teaching the Psychiatry course. Besides, they have also been involved in teaching the course in Medical Psychology, later also, presenting the topic the Doctor and the Patient within the course in Medical Ethics.

In 2016, the Department of Psychiatry at the School of Medicine in Split, organized and delivered the course in Psychiatry:

- Integrated undergraduate/graduate study programme in Medicine
- Integrated undergraduate/graduate study programme Medical Studies in English
- Integrated undergraduate/graduate study programme in Dental Medicine
- Graduate study programme in Forensics, the University Department for Forensic Sciences
- Study programmes at the University Department of Health Studies, University of Split (Nursing and Physiotherapy)
- In cooperation with the Department of Internal Medicine for the study programme in Pharmacy
- In cooperation with the Department of Medical Humanities for the study programme in Medicine
- Postgraduate specialist study programmes in 'Medical Law' and 'Probation Treatments' at the Faculty of Law in Split
- Postgraduate study programmes in Psychiatry, organized by the Department of Psychiatry, University in Zagreb, for the whole Croatia.

The course in Psychiatry for the study programmes in Medicine (in Croatian) and Medical Studies in English, delivered in the fourth year of study, comprises 105 teaching hours: 30 hours of lectures, 20 hours of seminars and 55 hours of practical classes (that includes organized visits to the Psychiatric Hospital on the islands of Ugljan or Rab) in working groups of 8 to 10 persons (4 to 6 students), depending on the number of students and shifts.

For the study programme in Dental Medicine – the course in Psychiatry comprises 10 hours of lectures, 5 hours of seminars and 10 hours of practical classes.

Nastavno i suradničko osoblje:

- prof. emer. dr. sc. Borben Uglešić
- prof. dr. sc. Goran Dodig
- izv. prof. Dolores Britvić
- doc. dr. sc. Trpimir Glavina
- doc. dr. sc. Davor Lasić
- doc. dr. sc. Tomislav Franić
- doc. dr. sc. Boran Uglešić
- doc. dr. sc. Vesna Šendula Jengić (vanjska suradnica iz PB-a Rab)
- mr. sc. Marija Žuljan Cvitanović
- mr. sc. Silvana Krnić
- mag. univ. dr. Žana Kralj
- dr. Damir Mrass
- dr. Duška Krnić
- dr. Lea Kustura
- dr. Mariano Kaliterna
- dr. Marjana Milanović
- dr. Nikola Sikirica
- dr. sc. Vlasta Sirišćević, spec. kliničke psihologije
- mr. Romilda Roje, spec. kliničke psihologije.

Pročelnici Katedre

Prvi pročelnik Katedre za psihijatriju Medicinskoga fakulteta u Zagrebu Studija u Splitu i predstojnik Klinike za psihijatriju KBC-a Split (naslov Klinike dobiven 1986.) bio je prof. dr. sc. Borben Uglešić. Od 1998. do 2015. godine na objema ga je funkcijama naslijedio prof. dr. sc. Goran Dodig, a od 2015. godine na mjesto predstojnika Klinike za psihijatriju i od 2016. godine kao pročelnik Katedre za psihijatriju imenovan je doc. prim. dr. sc. Trpimir Glavina.

For the study programme in Nursing, the course in Psychiatry, delivered in the fifth semester, comprises 33 teaching hours: 27 hours of lectures and 6 hours of seminars.

For the study programme in Physiotherapy, the course in Psychiatry, delivered in the fifth semester, comprises 15 teaching hours: 15 hours of lectures.

In other study programmes and at other Faculties, our teachers participate in lectures in cooperation with other Departments, with a varying number of teaching hours.

Teachers and associates

- Prof Emeritus Borben Uglešić, MD, PhD
- Prof Goran Dodig, MD, PhD
- Assoc Prof Dolores Britvić, MD, PhD
- Assist Prof Trpimir Glavina, MD, PhD
- Assist Prof Davor Lasić, MD, PhD
- Assist Prof Tomislav Franić, MD, PhD
- Assist Prof Boran Uglešić, MD, PhD
- Assist Prof Vesna Šendula Jengić, MD, PhD (external associate from PB Rab)
- Marija Žuljan Cvitanović, MD, MSc
- Silvana Krnić, MD, MSc
- Žana Kralj, MD
- Damir Mrass, MD
- Duška Krnić, MD
- Lea Kustura, MD
- Mariano Kaliterna, MD
- Marjana Milanović, MD
- Nikola Sikirica, MD
- Vlasta Sirišćević, PhD, clinical psychologist
- Romilda Roje, MSc, clinical psychologist

Previous Heads

The first Head of the Department of Psychiatry at Medical Studies in Split, School of Medicine in Zagreb, and the Head of the Psychiatry Clinic of the University Hospital of Split(the status of the Clinic was granted in 1986) was Prof Borben Uglešić, MD, PhD. He was succeeded by Prof Goran Dodig, MD, PhD who held both positions from 1998 to 2015. In 2015, Assist Prof, Primarius, Trpimir Glavina, MD, PhD, was appointed the Head of the Psychiatry Clinic and in 2016 the Head of the Department of Psychiatry.

Stručna i znanstvena djelatnost

Osim provođenja nastave, djelatnici Katedre bave se i znanstvenoistraživačkim radom. Većina redovito i aktivno sudjeluje na svim važnim svjetskim i nacionalnim stručnim i znanstvenim skupovima te međunarodnim projektima kliničkih ispitivanja lijekova (psihofarmaka).

Projekti:

1. Postpartalna depresija - čimbenici rizika, rano otkrivanje i terapijski pristup, šifra projekta: 134-0000000-2421 (2007. – 2011.)
2. Psihoterapijski program liječenja ratnih veterana oboljelih od posttraumatskog stresnog poremećaja, šifra projekta 141-0000000-0068 (projekt u radu)
3. Utjecaj rata na promjene mortaliteta u Splitsko-dalmatinskoj županiji, šifra projekta 0216017

Professional and scientific activities

Besides teaching, the employees of the Department are active in performing scientific-research activities. Most of them regularly and actively take part in all important international and national professional and scientific meetings and participate in international projects related to clinical trials on new drugs (psychopharmaca).

Projects:

1. Postpartum Depression – Risk Factors, Early Detection and Therapeutic Approach, project code: 134-0000000-2421 (2007-2011)
2. Psychotherapeutic Program to Treatments of War Veterans Suffering from Posttraumatic Stress Disorder, project code: 141-0000000-0068 (project in process)
3. The Influence of War to Changes of Mortality Rate in Split-Dalmatian County, project code: 0216017

Doktorirali 2007. – 2016.: / *PhD degrees obtained at the Department (2007. – 2016.)*

dr. Trpimir Glavina, dr. Boran Uglešić, dr. Tomislav Franić, dr. Davor Lasić, dr. Lovro Uglešić.

Plan razvoja

Najvažniji su čimbenik u bilo kojem pogledu ljudi; tako da je, bez alternative, osnovni plan Katedru ojačati kadrovski, od primanja suradnika u status asistenata do stjecanja novih znanstveno-nastavnih zvanja, a posebice s obzirom na velik broj norma-sati nastave koje Katedra „izvodi" tijekom akademske godine na različitim studijima i fakultetima.

Nastavu je potrebno kontinuirano usavršavati sukladno novim znanstvenim i kliničkim saznanjima i novinama u psihijatriji i šire, a istovremeno poboljšavati organizacijsku i tehničku potporu.

Znanstveni je rad conditio sine qua non svakoga rada u sveučilišnim institucijama te ga neprekidno treba poticati. Iako već sada Katedra sudjeluje u brojnim aktivnostima međunarodnog značaja, držimo da je i to područje gdje se može još intenzivnije uključiti preko raznih psihijatrijskih projekata, izmjene znanja i iskustva.

Klinika za psihijatriju i Katedra za psihijatriju već sada mogu ponuditi intenzivniju suradnju s drugim katedrama na području psihosomatike, liason (suradne) psihijatrije itd. Dakako da je to moguće zajedničkim marom i suradnjom. Držimo da je upravo takva djelat-nost već danas od prvorazrednoga

Development plan

People are the most important factor: thus, with no alternative, the main plan is to strengthen staff resources at the Department, starting from the promotion of associates to assistants and further to higher academic positions, especially due to a great number of teaching hours that Department teachers deliver during the academic year in different study programmes and at different faculties.

The teaching process needs to be continually improved in accordance with new scientific and clinical findings and latest insights in the psychiatry and wider. At the same time we need to improve the organization and technical support.

The scientific work is 'conditio sine qua non' of all activities at universities, thus it should be constantly encouraged. Although the Department participates in numerous activities of international importance, we should get even more involved in this area through different psychiatric projects and exchange of knowledge and experience.

The Psychiatry Clinic and the Department of Psychiatry can also offer more intense cooperation with other Departments within the psychosomatic area, liaison (liaison psychiatry,

značaja, a u skorijoj će budućnosti biti jedan od ključnih parametara kvalitete kliničkoga i znanstvenoga rada u cjelini, posebice u vremenu koje dolazi ili je već tu, a koje je obilježeno tehnicističkim pristupom bolesniku u kojem se dominirajući učinak iscrpljuje u odnosu bolesnik – tehničko pomagalo – aparatura.

etc). This is, of course, possible only by mutual care and cooperation. We believe that this very activity is of utmost importance today, and it is going to be one of the key parameters of qualitative clinical and scientific work in general, especially in times to come, or in those that are already here and that are characterized by a technicistic approach to patients where the domineering effect wears down in the relationship patient-technical aid-apparatus.

Udžbenici, poglavlja u udžbenicima i monografije (2007. – 2016).

Textbooks, book chapters and monographs during the period 2007 – 2016

1. Britvić D. Znakovi i simptomi psihičkih poremećaja. U: Frančišković T, Moro Lj. Psihi-jatrija. Zagreb: Medicinska naklada; 2009.
2. Lončar Č, Franić T. Mental Disorder, War and Suicide. U: Sher L, Vilens A. War and Su-icide. New York: Nova Science Publishers, Inc.; 2009.
3. Frančišković T, Moro Lj, Britvić D. Posttraumatski stresni poremećaj i nasilje. U: Žar-ković Palijan T, Kovačević D. Iz forenzične psihijatrije 3. Zagreb: Ceres Zagreb, Matica hrvatska ogranak Kutina, Neuropsihijatrijska bolnica Dr Ivan Brbot Popovača; 2009.
4. Glavina T. Psihofarmakoterapija depresije. U: Ljubičić Đ. Depresija i duhovnost. Rijeka: Medicinski fakultet u Rijeci; 2010.
5. Britvić D, Antičević V, Dodig G, Beg A, Lapenda B, Kekez V. Psychotherapeutic treat-ment for combat related chronic posttraumatic disorder. U: Wiederhold B. Coping with Posttrau-matic Stress Disorder in Returning Troops. Amsterdam: IOS Press BV; 2010.
6. Britvić D. Poremećaji duševnih funkcija. U: Frančišković T, Moro Lj. Psihijatrija, udžbenik za više zdravstvene studije. Zagreb: Medicinska naklada; 2011.
7. Franić T. Suicidalno ponašanje u adolescenciji i povezanost s roditeljskim sudioništvom u Domovinskom ratu. U: Marčinko D. Suicidologija. Zagreb: Medicinska naklada; 2011.
8. Franić T. Hitna stanja u psihijatriji. U: Meštrović J. Hitna stanja u pedijatriji. Zagreb: Medi-cinska naklada; 2011.
9. Marčinko D, Pivac N, Karlović D, Mijić Š, Franić T. Suicidality and personality: the role of biological and psychological factors. U: Đorđević V i sur. Person in medicine and healthcare - from bench to bedside to community. Zagreb: Medicinska naklada; 2012.
10. Žuljan Cvitanović M, Uglešić B. Psihički aspekti seksualnosti i spolno prenosivih bolesti. U: Karelović D. Infekcije u ginekologiji i perinatologiji. Zagreb: Medicinska naklada; 2012, 55-65.
11. Lasić D. Citokini, serotonin i depresija. U: Jakovljević M i sur. Serotonin i depresija-mitovi i činjenice. Zagreb: Pro mente; 2013.
12. Dodig G, Glavina T, Mrass D, Dodig T. Serotonin-izolirana priča: kontroverze, mitovi i či-njenice. U: Jakovljević M i sur. Serotonin i depresija-mitovi i činjenice. Zagreb: Pro mente; 2013.
13. Franić T. Tranzicija. U: Dodig-Čurković K. Psihopatologija dječje i adolescentne dobi. Osijek: Svjetla grada; 2013.
14. Franić T. Gratifikacijski poremećaj - infantilna masturbacija. U: Dodig-Čurković K. Psi-hopa-tologija dječje i adolescentne dobi. Osijek: Svjetla grada; 2013.
15. Franić T. Adolescencija/važnost rane adolescencije. U: Dodig-Čurković K. Psi-hopatologija dječje i adolescentne dobi. Osijek: Svjetla grada; 2013.
16. Franić T. Hitna stanja u dječjoj psihijatriji. U: Dodig-Čurković K. Psihopatologija dječje i adolescentne dobi. Osijek: Svjetla grada; 2013.
17. Franić T. Poremećaji spavanja kod djece i adolescenata i liječenje. U: Dodig-Čurković K. Psihopatologija dječje i adolescentne dobi. Osijek: Svjetla grada; 2013.
18. Franić T. Tranzicija, trasferi i poremećaji prehrane. U: Marčinko D. Poremećaji hranjenja - od razumijevanja do liječenja. Zagreb: Medicinska naklada; 2013.
19. Glavina T. Dopamin i kvaliteta življenja. U: Jakovljević M. Dopamin u zdravlju i bolesti – mitovi i činjenice. Zagreb: Pro Mente; 2015.
20. Lasić D, Mustapić M, Uglešić B. Dopamin i citokini u psihijatrijskim poremećajima. U: Ja-kovljević M. Dopamin u zdravlju i bolesti – mitovi i činjenice. Zagreb: Pro Mente; 2015.
21. Glavina T, Jukić V. Borben Uglešić - 90 godina života i 60 godina u psihijatriji. Medicinska naklada; 2016. (monography)

Publikacije objavljene u časopisima indeksiranima u bazi Current Contents (2007. – 2016.)

Publications in journals indexed in Current Contents database during the period 2007-2016

Potpuni popis publikacija (40) nalazi se u elektroničkom obliku.

Ne želimo ovaj tekst završiti suhoparno, činjenicama, nego želimo razmišljati šire i više... Nadamo se da će buduće generacije, uz sva iznimna medicinska znanja i vještine, znati utkati važnost emocionalnoga i psihičkoga u svoj poziv i vlastite živote te tako čovječanstvo činiti i uređivati boljim i odgovornijim.

The complete list of publications (40) is enclosed in the digital format.

We do not want to finish this text in a dull style, with facts, but we wish to think wider and more…We hope that future generations, along with all extraordinary medical knowledge and skills, will be able to integrate the importance of emotional and psychic into their calling and into their own lives, and, in that way, make the mankind better and more responsible.

KATEDRA ZA NEUROLOGIJU
DEPARTMENT OF NEUROLOGY

Prof. dr. sc. Ivo Lušić / Prof Ivo Lušić, MD, PhD
Pročelnik Katedre / Head of Department

Povijest katedre

Nastava iz predmeta Neurologije na splitskom dislociranom studiju Medicinskoga fakulteta Sveučilišta u Zagrebu započela je u nastavnoj godini 1976./1977., a odvijala se u okviru zajedničkoga kolegija iz neurologije i psihijatrije. Premda je tijekom prvih godina u izvođenju nastavnoga programa sudjelovao značajan broj nastavnika zagrebačkoga Medicinskoga fakulteta, nastavu su djelomično provodili i neurolozi iz Splita. U tadašnjoj su organizaciji studija uz neurologiju u okvir zajedničkoga kolegija bila uključena još dva srodna predmeta – neuropatologija i neurokirurgija, no taj su dio nastave u cijelosti održavali nastavnici s matičnoga studija u Zagrebu.

Postupno nastavu neurologije u cijelosti preuzimaju nastavnici iz Splita. Kada se 1997. godine Medicinski studij u Splitu osamostalio, u skladu s novom organizacijom studija osnovana je zajednička Katedra za neurologiju i psihijatriju, koju su naizmjenično vodili nastavnici obaju predmeta. Prvi voditelj nastave za predmet Neurologija bio je doc. Petar Reić (1997.), a od 1998. organizaciju Katedre preuzeo je prof. Ivo Lušić. Tijekom narednih godina nastava se kontinuirano osuvremenjuje uvođenjem audiovizualnih prezentacija, proširenjem spektra seminarskih tema te širim uvođenjem studenata u praktični rad. U međuvremenu je Katedra organizirala

History of the Department

The course in Neurology, as part of university curriculum offered by the University of Zagreb, School of Medicine, at its dislocated university study programme organised in Split, started in the academic year 1976/77 and was carried out as the joint course in Neurology and Psychiatry. Although in the first years the education programme mostly relied on teaching staff from Zagreb School of Medicine, the modules were partly assigned to neurologists from Split. At that time, the study programme was organised as a joint course, which besides neurology, also consisted of two similar courses – neuropathology and neurosurgery; however this part of the education programme was fully held by Professors from the parent institution, Zagreb School of Medicine.

The classes in Neurology were gradually taken over by Professors from Split. In 1997, when the Split School of Medicine became independent, the new organisation scheme was introduced through the joint Department of Neurology and Psychiatry, intermittently managed by the Professors of both courses. The first Head of the study programme in Neurology was Assist Prof Petar Reić (in 1997), and since 1998, the organisation of the Department was taken over by Prof Ivo Lušić. In the years that followed, the teaching process was permanently modernised by introduction of multi-media

nastavu i za tri stručna studija Medicinskoga fakulteta te za potrebe poslijediplomskih studija Medicinskoga fakulteta.

Godine 2005. Odjel za neurologiju KBC-a Split prerastao je u Kliniku za neurologiju kao cjelovitu nastavnu bazu Medicinskoga fakulteta u Splitu. Konačno, u listopadu 2008., nakon implementacije Bolonjskoga procesa, Katedra za neurologiju ponovno se izdvaja kao samostalna nastavna jedinica.

Prostorni i radni uvjeti

Najveći dio nastave odvija se u radnim prostorima Klinike za neurologiju, koji su smješteni na lokaciji Firula. Praktična se nastava provodi u stacionaru Klinike, u Jedinici intenzivnoga liječenja, u specijaliziranim ambulantama u sklopu Poliklinike te u raznim dijagnostičkim laboratorijima Klinike: laboratoriju za EEG dijagnostiku, laboratoriju za EMNG dijagnostiku, laboratoriju za evocirane potencijale, ultrazvučnom laboratoriju, laboratoriju za neuropsihološku dijagnostiku i laboratoriju za neurofeedback. Teorijska se nastava provodi dijelom u prostorima Medicinskoga fakulteta, no Klinika odnedavno raspolaže vlastitom seminarskom salom, lociranom na prvom katu stacionara.

Nastavna djelatnost

Katedra za neurologiju i psihijatriju provodi nastavu iz predmeta Neurologija za potrebe triju dodiplomskih studija: studija Medicine, studija Medicine na engleskom jeziku te studija Dentalne medicine. Nadalje, Katedra organizira nastavu za potrebe preddiplomskih i diplomskih Sveučilišnih zdravstvenih studija Sestrinstva i Fizioterapije.

Katedra je organizirala i nastavu za više predmeta na dvama poslijediplomskim studijima Doktorske škole Medicinskoga fakulteta u Splitu.

1. Za dodiplomski studij Medicine na hrvatskom i na engleskom jeziku nastava iz predmeta Neurologija organizira se na četvrtoj godini studija, a predviđena satnica nastave iznosi 90 sati.
2. Za dodiplomski studij Dentalne medicine nastava iz predmeta Neurologija organizira se na četvrtoj godini studija, a predviđena satnica nastave iznosi 25 sati.
3. Za preddiplomski studij Sestrinstva nastava iz predmeta Neurologija organizira se u III. semestru studija, a predviđena satnica nastave iznosi 30 sati.
4. Za preddiplomski studij Fizioterapije nastava iz predmeta Neurologija također se organizira u III. semestru studija, a predviđena satnica nastave iznosi 25 sati.

presentations, extension of the range of seminar topics and more intense involvement of students in practical work. In the meantime, the Department organised the education for three professional study programmes, and for postgraduate programmes at School of Medicine.

In 2005, the Department of Neurology at University Hospital Split developed into the Neurology Clinic, being the integral teaching base for the School of Medicine in Split. Finally, in October 2008, after the implementation of the Bologna Process, the Department of Neurology was again separated as an independent education unit.

Space and working conditions

Most of the teaching process is carried out in the premises of the Neurology Clinic, University Hospital of Split, situated at Firule location. Practical training is undertaken at the inpatients hospital facility, Clinic Infirmary, in the Intensive Care Unit, specialised outpatients departments, and in different diagnostic laboratories of the Clinic: EEG diagnostics laboratory, EMNG diagnostics laboratory, evoked potentials laboratory, ultrasound laboratory, neuropsychological diagnostics laboratory and neurofeedback laboratory. Theoretical classes are partly taught at the premises of the School of Medicine. However, since recently, the Clinic has its own seminar hall, situated on the first floor of the infirmary.

Teaching activities

The Department of Neurology and Psychiatry has organised and implemented the course in Neurology for three graduate study programmes: Study of Medicine, Medical Studies in English and Dental Medicine. The Department has also organised the courses for the University Department of Health Studies - undergraduate and graduate studies in Nursing and Physiotherapy.

And finally, the Department has organised several courses for two postgraduate programmes of the Doctoral Study Programme at Split School of Medicine.

1. The course in Neurology for graduate degree programme in Medicine in Croatian and English language is taught in the fourth year of study and encompasses in total 90 hours.
2. The course in Neurology for graduate degree programme in Dental Medicine is taught in the fourth year of study, and encompasses in total 25 hours.

Nastavno i suradničko osoblje Katedre / *Teaching and Associate Staff of the Department:*
doc. dr. sc. Ivica Bilić, prof. dr. sc. Marina Titlić, mr. sc. Krešimir Čaljkušić, prof. dr. sc. Ivo Lušić, doc. dr. sc. Sanda Pavelin i dr. sc. Anton Marović

Nastavno i suradničko osoblje

Pročelnik Katedre:

- prof. dr. sc. Ivo Lušić, dr. med., redoviti profesor u trajnom zvanju

Nastavnici:

- prof. dr. sc. Marina Titlić, dr. med., redovita profesorica
- prof. dr. sc. Veselin Vrebalov-Cindro, dr. med. izvanredni profesor
- doc. dr. sc. Meri Matijaca, dr. med., naslovna docentica
- doc. dr. sc. Gordan Džamonja, dr. med., naslovni docent
- doc. dr. sc. Ivica Bilić, dr. med., naslovni docent
- doc. dr. sc. Sanda Pavelin, dr. med., naslovna docentica
- doc. dr. sc. Marina Roje-Bedeković, dr. med., naslovna docentica

Suradnici u nastavi:

- dr. sc. Anton Marović, dr. med., viši asistent
- dr. sc. Petar Filipović-Grčić, dr. med., viši asistent
- mr. sc. Rinaldo Romac, dr. med., asistent
- mr. sc. Krešimir Čaljkušić, dr. med., asistent

3. The course in Neurology for undergraduate degree programme in Nursing is taught in the third semester of study, and encompasses in total 30 hours.
4. The course in Neurology for undergraduate degree programme in Physiotherapy is taught in the third semester of study, and encompasses in total 25 hours.

Teachers and associates

Head of the Department:

- Prof Ivo Lušić, MD, PhD, Tenured Full Professor

Teaching staff:

- Prof Marina Titlić, MD, PhD, Full Professor
- Assoc Prof Veselin Vrebalov-Cindro, MD, PhD
- Assist Prof Meri Matijaca, MD, PhD
- Assist Prof Gordan Džamonja, MD, PhD
- Assist Prof Ivica Bilić, MD, PhD
- Assist Prof Sanda Pavelin, MD, PhD
- Assist Prof Marina Roje-Bedeković, MD, PhD

Teaching associates:

- Anton Marović, MD, PhD, senior assistant
- Petar Filipović-Grčić, MD, PhD, senior assistant

U provođenju praktičnih vidova nastave za studij Medicine, posebno za prikaze tehnologije i primjene raznih instrumentalnih dijagnostičkih metoda koje se rabe u obradi neuroloških bolesnika, prema potrebi sudjeluju i drugi specijalisti Klinike za neurologiju te klinički psiholog. Nadalje, u nastavi za potrebe Sveučilišnih zdravstvenih studija sudjeluje nekoliko medicinskih sestara Klinike.

- Rinaldo Romac, MD, MSc, assistant
- Krešimir Čaljkušić, MD, MSc, assistant

If necessary, other specialists from the Neurology Clinic and a clinical psychologist are involved in the delivery of practical classes of the medical study programme, particularly for presenting technologies and implementing different instrumental diagnostic methods used in treatment of neurological patients. Several nurses from the Clinic also participate in the teaching process at the University Department of Health Studies.

Stručna i znanstvena djelatnost Katedre (2007. – 2016.)

Professional and scientific activities 2007 - 2016

Prof. dr. sc. Ivo Lušić

1. Projekt MZOS-a „Osobitosti uremijskog sindroma" (1996. –). Šifra projekta: 01.41.001. Svojstvo: Istraživač.
2. Projekt „Exstroke Trial" (Kliničko praćenje rezultata prolongiranog fizikalnog liječenja u bolesnika s moždanim udarom – 2006. – 2010.). Naručitelj: European Community Health Service. Svojstvo: Istraživač.
3. Projekt Hrvatskog društva za neurovaskularne poremećaje i prevenciju moždanog udara „Poboljšanje razine dostupnosti trombolitičkog liječenja moždanog udara u RH: Intervencija primjenom javne kampanje u Županiji splitsko-dalmatinskoj" (2007. – 2012.). Svojstvo: Voditelj.
4. Projekt Hrvatske zaklade za znanost „Brainstem Evoked Potentials Score and Composite Autonomic Scoring Scale as a Predictors of Disease Progression in Clinically Isolated Syndrome" (2014. –). Svojstvo: Savjetnik.
5. Projekt „Interstoke: A Study of the Importance of Conventional and Emerging Risk Factors of Stroke in Different Regions and Ethnic Groups of the World" (2007. – 2011.). Canadian Institutes of Health Research. Svojstvo: Istraživač.

Prof. dr. sc. Marina Titlić:

1. Projekt MZOS-a „Spoznajna oštećenja u bolesnika nakon cerebrovaskularnog inzulta". Šifra projekta 0219242. Svojstvo: istraživačica.
2. Projekt MZOS-a „Rana dijagnostika i trombolitičko liječenje ishemijskog moždanog udara" (2007. – 2011.). Šifra projekta 216-0000000-0525. Svojstvo: Istraživačica.
3. Tehnologijski projekt iz programa TEST: „Sustav za mjerenje i uvježbavanje kognitivnih funkcija sportaša". Svojstvo: Voditeljica.

Doc. dr. sc. Gordan Džamonja:

1. Projekt MZOS-a „Ronjenje s komprimiranim zrakom i kardiovaskularni sustav" (2007. –). Šifra projekta 216-2160133-0130. Svojstvo: Istraživač.

Doc. dr. sc. Ivica Bilić:

1. Projekt MZOS-a „Rana dijagnostika i trombolitičko liječenje ishemijskog moždanog udara" (2007. – 2011.). Šifra projekta 216-0000000-0525. Svojstvo: Istraživač.

Doc. dr. sc. Sanda Pavelin:

1. Projekt MZOS-a „Rana dijagnostika i trombolitičko liječenje ishemijskog moždanog udara" (2007. – 2011.). Šifra projekta 216-0000000-0525. Svojstvo: Istraživačica.

Dr. sc. Mario Mihalj:

1. Projekt MZOS-a „Neuralna kontrola disanja u budnosti i spavanju". Šifra projekta: 216-2163166-0513. Svojstvo: Istraživač.

Magistrirali i doktorirali (2007. – 2016.) / *Master's degree and PhD theses 2007– 2016*

Magistrirali / *Master's degree*

1. Čaljkušić Krešimir. Prevencija i liječenje postpunkcijske glavobolje peroralnom primjenom teofilina. Medicinski fakultet Sveučilišta u Splitu, 2013. Mentor: Lušić, Ivo.

Doktorirali / *PhD theses*

1. Bedeković-Roje, Marina. Vazoreaktivnost stražnjeg moždanog krvotoka u bolesnika s relapsno remitirajućom multiplom sklerozom. Medicinski fakultet Sveučilišta u Zagrebu, 2011. Mentor: Dematin, Vida.
2. Bilić, Ivica. Utjecaj hiperbarične oksigenacije na rano cijeljenje eksperimentalnog cerebralnog apscesa u štakora. Medicinski fakultet Sveučilišta u Splitu, 2012. Mentor: Petri, Nadan M.
3. Džamonja, Gordan. Odgovor simpatičkog živčanog sustava na maksimalne apneje s i bez glosofaringealne insuflacije. Medicinski fakultet Sveučilišta u Splitu, 2012. Mentor: Dujić, Željko.
4. Petar Filipović Grčić. Osjetljivost na promjenu mjera ishoda koje se temelje na hodanju nakon liječenja relapsa multiple skleroze. Medicinski fakultet Sveučilišta u Splitu; 2012. Mentor: Lušić, Ivo.
5. Pavelin, Sanda. Povezanost imunohistokemijskog izražaja merlina, mezotelina i p53 proteina sa histološkim i proliferacijskim značajkama meningeoma. Medicinski fakultet Sveučilišta u Splitu, 2013. Mentor: Forempoher, Gea.
6. Mihalj, Mario. Povezanost značajki opstrukcijske apneje tijekom spavanja s neurografskim značajkama perifernih živaca. Medicinski fakultet Sveučilišta u Splitu, 2016. Mentor: Đogaš, Zoran.

Organizacija i suorganizacija znanstvenih i stručnih skupova (2007. – 2016.)

Organization and co-organization of scientific and professional meetings during the period 2007 – 2016

1. Tečaj I. kategorije: „Dijagnostika i liječenje epilepsija". Split, 30. – 31. ožujka 2007.
2. Deveti Hrvatski simpozij o epilepsiji, Split. 11. – 14. studenoga 2010.
3. 2nd Croatian Congress of Movement Disorders. Bol, 18. – 21. svibnja 2011.
4. 6th Dubrovnik International Conference of Multiple Sclerosis. Dubrovnik, 10. – 13. svibnja 2012.
5. Treći Hrvatski kongres „Dileme u neurologiji". Šibenik, 17. – 21. listopada 2012.
6. Šesti Hrvatski neurološki kongres. Split, 6. – 10. studenoga 2013.
7. Tečaj II. kategorije „Neurologija danas". Split, 7. veljače 2015.
8. Tečaj I. kategorije: „Dijagnostički i terapijski postupci u neurologiji". Split, 27. – 28. studenoga 2015.
9. Prva Hrvatska neurološka akademija. Mali Lošinj, 17. – 21. travnja 2016.

Perspektive razvoja

Katedra za neurologiju sudjeluje u procesu obrazovanja kompetentnih zdravstvenih djelatnika koji bi svojim znanjem trebali unaprijediti medicinsku praksu, medicinsko obrazovanje i medicinsku znanost. U tom smislu želja nam je ponuditi program koji bi bio usmjeren prema studentu te integrirao temeljnu neuroznanost, kliničko obrazovanje, stručne standarde i etička načela. Stoga se u postupku usklađivanja s Bolonjskim procesom težište nastave postupno prebacuje na očevidne oblike edukacije, tj. na praktični rad u

Development plan

The Department of Neurology takes part in the process of education of competent health practitioners, whose knowledge should improve medical practice, medical education, and medical science. While pursuing this aim, we wish to offer the programme that should be student - oriented and should integrate the basic neuroscience with clinical education, professional standards and ethical principles. Therefore, in an effort to adjust to the principles of the Bologna Process, teaching has been organised in form of practical

obliku vježba i interaktivnih seminara. Jedna je od mogućih ideja i vertikalna integracija nastave između bazičnih (neuroanatamija, neurofiziologija, neuropatologija, neurofarmakologija) i kliničkih (neurologija, neurokirurgija, neuroradiologija, neurorehabilitacija) predmeta.

Potrebno je napomenuti da je 2009. ukupna nastavna satnica neurologije za studij Medicine smanjena s tadašnjih 105 na samo 85 sati, što je – s obzirom na velik opseg predmeta – relativno nedovoljno za prezentaciju svih predviđenih nastavnih jedinica. S druge strane, bez obzira na smanjenje ukupne satnice, težnja za povećanjem udjela praktičnih oblika nastave nameće i nove potrebe za nastavničkim kadrom. Naime, u kliničkoj praksi taj oblik nastave podrazumijeva organizaciju malih vježbovnih skupina studenata (3-4 studenta po skupini), što znači da je u nastavni proces potrebno uključiti više suradnika od trenutno raspoloživoga broja. Taj će zadatak biti prilično teško ostvariti jer – kao što znamo – u aktualnom trenutku hrvatskoga zdravstva postoji značajan manjak specijalističkoga kadra. Nadalje, uvijek postoji problem relativno skromne materijalne stimulacije za suradnike u nastavi. Konačno, biti dobar liječnik ne podrazumijeva nužno i posjedovanje sposobnosti za prenošenje znanja.

Bez obzira na sve navedeno, Katedra će se stalno truditi producirati novi nastavni kadar, što je i dosada – uza sve prepreke – očito uspijevala. Idealni je cilj obrazovati kompetentno nastavno osoblje koje će predvoditi u svojim znanstvenim i stručnim područjima u Republici Hrvatskoj te, prema mogućnostima, imati nacionalni, regionalni – ili čak međunarodni ugled.

U dodiplomskoj nastavi, kako bi nakon završenoga kolegija studenti bili osposobljeni samostalno odlučivati i rješavati kliničke dileme, nastavu planiramo bazirati na rješavanju konkretnih kliničkih problema.

U sljedećem je razdoblju cilj Katedre organizacija najmanje dva do tri izborna predmeta za studente dodiplomskoga studija. Predloženi su izborni predmeti Patofiziologija i liječenje boli, Glavobolja – dijagnostički i terapijski izazov, a u pripremi su predmeti Sinkope i drugi poremećaji svijesti te Kliničko odlučivanje. Za poslijediplomski studij Klinička medicina predloženi su studijski predmeti Neurologija utemeljena na dokazima: aktualne teme, Neurologija – bolesti bazalnih ganglija utemeljene na dokazima te Sindrom nemirnih nogu.

classes and interactive seminars. One of the ideas also refer to vertical integration of teaching modules involving basic (neuroanatomy, neurophysiology, neuropathology, neuropharmacology) and clinical (neurology, neurosurgery, neuroradiology, neurorehabilitation) courses.

It should be stressed that in 2009, the total number of teaching hours in Neurology for the study of Medicine was reduced from previous 105 teaching hours to only 85 hours, which – considering the huge volume of course content – was relatively insufficient to present all the teaching units planned. On the other side, notwithstanding the reduction of the total number of teaching hours, the intention to increase the number of practical classes creates a need for new teaching staff. Namely, in clinical practice this type of teaching implies the organisation of small training groups (3-4 students in each group), meaning that the teaching process requires the involvement of more associates, whose number practically exceeds the currently available resources. It will be rather hard to accomplish this task since – as we are all aware – there is currently a significant lack of specialists in the Croatian health system. Besides, there is always the persisting problem of rather modest material stimulation for associate staff. Finally, if someone is really a good physician, it does not necessarily imply the competence of knowledge transfer.

Regardless of all the above stated, the Department will permanently channel its utmost efforts to generate new teaching staff, which until now, in spite of all the obstacles, it has managed to achieve. The ideal objective is to educate competent teaching staff, experts who are going to be true leaders in their scientific and professional communities in the Republic of Croatia, and whenever possible, acquire national, regional - or even international reputation.

Teaching at graduate level is aimed at enabling students who have completed the course, to make autonomous decisions and resolve clinical dilemmas, therefore our intention is to adopt such teaching approach that would be based on resolving real clinical problems.

In the forthcoming period, the Department plans to organise at least two to three elective courses for graduate students. The following elective courses have already been proposed: "Pathophysiology and Pain Treatment", "Headache - Diagnostic and Therapeutic Challenge", whereas the courses "Syncopal Attacks and Other Consciousness Disorders" and

Kako specijalizacija neurologije uključuje i završetak stručnoga poslijediplomskog studija, jedan je od planova Katedre organizacija specijalističkoga poslijediplomskog studija, no za to se još uvijek nisu stekli potrebni uvjeti. Naime, ideja je da se takav studij organizira zajednički s još dvjema katedrama: Katedrom za neurologiju MF-a u Rijeci i Katedrom za neurologiju MF-a u Osijeku. Ta ideja i nadalje ostaje u razvojnoj fazi.

Katedra će – kao i do sada – redovito organizirati poslijediplomsku nastavu u obliku različitih tečajeva stručnoga usavršavanja. Cilj je te nastave provođenje različitih oblika stručnoga i znanstvenoga usavršavanja djelatnika u zdravstvu kao segmenta cjeloživotnoga učenja.

Premda je u određenom trenutku Katedra planirala izdati vlastiti studentski udžbenik za predmet neurologije, dogovorom među svim neurološkim katedrama hrvatskih medicinskih fakulteta odlučili smo se na izdavanje zajedničkoga udžbenika neurologije, koji je u upotrebi od 2010. godine. Međutim, u planu je izdavanje posebnoga udžbenika neurologije za liječnika praktičara, koji bi se orijentirao na praktične dijagnostičke i terapijske probleme neurološke prirode u svakodnevnom radu liječnika obiteljske medicine.

Znanstvenu djelatnost i znanstvenoistraživački rad Katedre nastojat će se potaknuti znanstvenim i stručnim projektima. Namjera je provoditi istraživačke programe koji se temelje na suradnji, usmjereni su prema inovacijama te povezuju znanstvenike iz područja temeljnih, javnozdravstvenih i kliničkih znanosti. Multidisciplinarnim temama i projektima želimo omogućiti što bolje povezivanje s drugim katedrama Medicinskoga fakulteta, poglavito s pretkliničkim katedrama, što će zasigurno podići kvalitetu i promicanje znanstvenoistraživačkoga rada. Konačno, već sada u svom radu surađujemo s nekim inozemnim znanstvenicima, za sada samo na polju neuroepidemiologije, no konačni je cilj tu suradnju podići na višu razinu, čime bismo omogućili sudjelovanje mladih članova Katedre u međunarodnim projektima.

"Clinical decision-making" are being prepared. The following courses are proposed for the postgraduate study programme in Clinical Medicine: "Evidence-Based Neurology: Current Issues", "Neurology – Evidence-Based Basal Ganglia Diseases" and "Restless Legs Syndrome".

Since the specialisation in Neurology also involves the completion of highly professional postgraduate study, the Department of Neurology has plans to organise the postgraduate specialist study programme. However, the necessary conditions for its realisation have not been fulfilled yet. Namely, the idea is to organise the study programme jointly with two other Departments: Department of Neurology at Rijeka School of Medicine, and Department of Neurology at Osijek School of Medicine. Therefore, this idea is still being elaborated by our experts.

The Department of Neurology will continue organising postgraduate education in form of Continuing Medical Education courses with the aim to implement different models of professional and scientific training for health professionals as part of the lifelong learning process.

Although the Department had planned to publish its own textbook for the course in Neurology, all Departments of Neurology at Croatian Schools of Medicine agreed to publish the joint Neurology textbook that has been in use since 2010. However, the publication of the Neurology textbook, intended for the use of medical doctors-practitioners, focusing more on practical diagnostic and therapeutic problems in daily work of family physicians, is expected.

Scientific research activities of the Department will be promoted through scientific and professional projects that will be based on cooperation, oriented towards innovations and will connect scientists working in the areas of basic, public health and clinical sciences. We want to establish better cooperation with other Departments of the School of Medicine, particularly with pre-clinical Departments that will certainly increase the quality and promotion of scientific research. Finally, we have already established active cooperation with some international scientists, at present only in the field of neuroepidemiology. However, our final aim is to raise the cooperation to a higher level, thus creating the opportunity for young members of our Department to participate in international projects.

Udžbenici, poglavlja u udžbenicima i monografije (2007. – 2016.)

Textbooks, book chapters and monographs during the period 2007 – 2016

1. Lušić I, Kosinac Z. Posebna kineziterapija. U: Kosinac Z. Kineziterapija – Tretmani poremećaja i bolesti organa i organskih sustava. Split: Sveučilište u Splitu; 2006, 115-95.
2. Lušić I. Epilepsije. Split: Vlastito izdanje; 2007.
3. Lušić I. Demencije. U: Duraković Z.: Gerijatrija – Medicina starije dobi. Zagreb: CT poslovne informacije d. o. o. Zagreb; 2007, 388-93.
4. Lušić I. Sekundarna prevencija moždanog udara. U: Polić S, Lukin A, Bagatin J. Odabrana poglavlja iz kardiovaskularnog liječenja. Split: Jedinica za znanstveni rad KBC Split, 2008, 223-34.
5. Brinar V, Lušić I, Hajnšek S, Bašić S. Paroksizmalni poremećaji svijesti. U: Brinar V. Neurologija. Zagreb: Medicinska naklada; 2008, 240-71.
6. Brinar V, Lušić I. Kognitivni poremećaji: akutna konfuzna stanja, amnestički sindromi i demencije. U: Brinar V. Neurologija. Zagreb: Medicinska naklada; 2008, 430-63.
7. Primarna trombofilija u koronarnoj bolesti. U: Mirić D, Vuković I, Giunio L. Koronarna bolest. Split: Jedinica za znanstveni rad KBC Split; 2009, 147-57.
8. Lušić I. Central pain: Mechanisms, semiology and treatment. Zagreb: Rad Hrvatske akademije znanosti i umjetnosti, Knjiga XXXIII; 2009, 79-91.
9. Butković-Soldo S, Titlić M. Neurologija za visoku školu za medicinske sestre, fizioterapeute, inženjere radiologije. Osijek: Studio HS internet d. o. o.; 2012.
10. Lušić I, Cambj-Sapunar L, Dragičević D, Sekovski B. Vaskularne bolesti kralježnice i kralježnične moždine. U: Janković S, Bešenski N. Klinička neuroradiologija kralježnice i kralježnične moždine. Zagreb: Medicinska naklada; 2013, 269-84.
11. Rumboldt Z, Janković S, Lovrić-Kojundžić S, Titlić M, Bušić Ž. Degenerativne bolesti kralježnice. U: Janković S, Bešenski N. Klinička neuroradiologija kralježnice i kralježnične moždine. Zagreb: Medicinska naklada; 2013, 221-6.
12. Matijaca M. Demijelinizirajuće bolesti kralježnične moždine. U: Janković S, Bešenski N. Klinička neuroradiologija kralježnice i kralježnične moždine. Zagreb: Medicinska naklada; 2013, 269-83.
13. Buća A, Dolić K, Ivković-Pilić A, Bilić I. Upalne bolesti kralježnice i kralježnične moždine. U: Janković S, Bešenski N. Klinička neuroradiologija kralježnice i kralježnične moždine. Zagreb: Medicinska naklada; 2013, 131-44.
14. Dolić K, Buća A, Ivković-Pilić A, Bilić I. Infektivne bolesti kralježnice i kralježnične moždine. U: Janković S, Bešenski N. Klinička neuroradiologija kralježnice i kralježnične moždine. Zagreb: Medicinska naklada; 2013, 107-26.
15. Glavina G, Tomić S, Perica D, Bušić Ž, Džamonja G. Tumori kralježnice i kralježnične moždine. U: Janković S, Bešenski N. Klinička neuroradiologija kralježnice i kralježnične moždine. Zagreb: Medicinska naklada; 2013, 149-219.
16. Lušić I, Lušić L. Kvaliteta života osoba nakon moždanog udara. U: Trkanjec Z, Sinanović O. Nemotorni simptomi nakon moždanog udara. Zagreb: Medicinska naklada, 2014, 256-60.
17. Lušić L, Lušić I. Kognitivno-bihevioralna rehabilitacija nakon moždanog udara. U: Trkanjec Z, Sinanović O. Nemotorni simptomi nakon moždanog udara. Zagreb: Medicinska naklada; 2014, 261-68.
18. Titlić M. Evocirani potencijali u dijagnostici bolesnika sa multiplom sklerozom. U: Bašić-Kes V. Neuroimunologija. Zagreb: Medicinska naklada; 2015.
19. Matijaca M. Multipla skleroza. U: Čulić V, Pavelić J, Radman M. Genetičko informiranje u praksi. Zagreb: Medicinska naklada; 2016, 238-42.
20. Bilić I, Borovečki F. Alzheimerova i Huntingtonova bolest. U: Čulić V, Pavelić J, Radman M. Genetičko informiranje u praksi. Zagreb: Medicinska naklada; 2016, 205-9.

Publikacije objavljene u časopisima indeksiranima u bazi Current Contents (2007. – 2016.)

Publications in journals indexed in Current Contents database during the period 2007-2016

Potpuni popis publikacija (45) nalazi se u elektroničkom obliku.

The complete list of publications (45) is enclosed in the digital format.

KATEDRA ZA INFEKTOLOGIJU
DEPARTMENT OF INFECTOLOGY

Izv. prof. dr. sc. Ivo Ivić / Assoc Prof Ivo Ivić, MD, PhD
Pročelnik Katedre / Head of Department

Povijesni osvrt

Nakon što je 1975. godine osnovan Područni studij u Splitu Medicinskoga fakulteta Sveučilišta u Zagrebu, održavanje nastave iz predmeta Infektologije počelo je 1976. godine na Odjelu za zarazne bolesti Opće bolnice Split. Nositelji nastave u to vrijeme bili su doajeni hrvatske infektologije prof. dr. sc. Josip Fališevac, prof. dr. sc. Branko Bezjak, prof. dr. sc. Boris Mravunac i prof. dr. sc. Branimir Breitenfeld, a nakon njih prof. dr. sc. Ivan Petričević, prof. dr. sc. Zvonko Košutić, prof. dr. sc. Miroslava Kačić, prof. dr. sc. Ivan Soldo, prof. dr. sc. Slavko Schönwald te jedno vrijeme i prof. dr. sc. Miro Morović. Suradnici u nastavi bili su splitski infektolozi prim. dr. Josip Štambuk, prim. dr. Juraj Filipović, dr. Ivo Brajević, dr. Željko Manđarelo, prim. dr. Ante Kačić, dr. Nikola Bradarić, dr. Vlasta Ostojić-Bakotin, dr. Uroš Munitlak i dr. Slobodan Milošević, dr. Ivo Milas, dr. Dušanka Grgić i mr. sc. Ante Srzić. Dr. Nikola Bradarić, obranom magisterija i izborom u znanstvenoga asistenta 1987., potom obranom doktorske disertacije i izborom u znanstveno-nastavno zvanje docenta 1996., obilježit će daljnji stručni i znanstveni razvoj infektologije u Splitu. Stoga njega s punim pravom možemo smatrati utemeljiteljem suvremene splitske infektologije. Nakon osamostaljivanja Medicinskoga fakulteta u Splitu kao sastavnice Sveučilišta u Splitu 1997., osnovana je Katedra za zarazne, kožne i spolne bolesti s predmetima infektologije,

History of the Department

Following the establishment of dislocated studies of School of Medicine, University of Zagreb in Split in 1975, the delivery of the course in Infectious Diseases started at the Department of Infectious Diseases, General Hospital Split, in 1976. At that time, the course coordinators were the doyens of Croatian infectology, Prof Josip Fališevac, Prof Branko Bezjak, Prof Boris Mravunac, and Prof Branimir Breitenfeld, followed by Prof Ivan Petričević, Prof Zvonko Košutić, Prof Miroslava Kačić, Prof Ivan Soldo, Prof Slavko Schönwald, and for a certain period of time, Prof Miro Morović. Teaching assistants were infectologists from Split, Primarius Josip Štambuk, MD, Primarius Juraj Filipović, MD, Ivo Brajević, MD, Željko Manđarelo, MD, Primarius Ante Kačić, MD, Nikola Bradarić, MD, Vlasta Ostojić-Bakotin, MD, Uroš Munitlak, MD, and Slobodan Milošević, MD, Ivo Milas, MD, Dušanka Grgić, MD, and Ante Srzić, MD, MSc. Significant scientific and professional development in the area of infectology took place when Nikola Bradarić , MD was first awarded the Master's degree and promoted to the position of Research Assistant in 1987, and, then, obtained his PhD degree and was appointed to the position of Assistant Professor in 1996. Therefore, he was rightly considered the founder of the modern infectology in Split. After the School of Medicine had become an integral part of the University of Split in 1997, the Department of

medicinske mikrobiologije i dermatovenerologije, a njezin je prvi pročelnik doc. dr. sc. Nikola Bradarić, koji će tu dužnost obnašati u dvama mandatima i biti njezin zaposlenik do umirovljenja 2015. Od osamostaljivanja Katedre za infektologiju 2005. njezin je pročelnik do 2011. prof. dr. sc. Nikola Bradarić (umirovljen u 68. godini života kao profesor infektologije u trajnom zvanju), potom doc. dr. sc. Ivo Ivić. To je razdoblje u kojem, nakon obranjenih doktorskih disertacija, u znanstveno-nastavna zvanje docenata bivaju izabrani dr. Ivo Ivić 2008., dr. Boris Lukšić 2009. i dr. Dragan Ledina 2011. Tako su stvoreni uvjeti za prerastanje Odjela za zarazne bolesti Kliničke bolnice Split u Kliniku za infektologiju Medicinskoga fakulteta Sveučilišta u Splitu od 2010. Njezin je prvi predstojnik prof. dr. sc. Nikola Bradarić, a od 2012. prof. dr. sc. Boris Lukšić.

Smještaj i uvjeti rada

Iako su uvjeti za održavanje nastavnih aktivnosti na Odjelu za zarazne bolesti na Firulama bili daleko od idealnih, ti nedostaci bili su obilato nadoknađeni entuzijazmom nastavnika. Preseljenjem Odjela za zarazne bolesti u znatno prikladnije prostore bivše Vojne bolnice na Križinama 1992. stekli su se uvjeti za kvalitetno održavanje praktičnih vježba i seminara. S porastom broja studijskih programa i upisanih studenata Medicinskoga fakulteta, održavanje predavanja i seminara infektologije preseljava se nakon 2010. u novoizgrađene i sve suvremenije opremljene prostore Medicinskoga fakulteta. Sve administrativne poslove Katedre za infektologiju od njezina osnivanja do danas vodi sam pročelnik Katedre.

Nastavna djelatnost

Nastavnici Katedre za infektologiju održavaju nastavu na studiju Medicine, studiju Dentalne medicine i studiju Medicine na engleskom jeziku na Medicinskom fakultetu u Splitu kao osnovnoj nastavnoj bazi. Također su predavači izbornoga predmeta Otrovanja životinjskim otrovima (voditelj prof. dr. sc. Boris Lukšić) i na doktorskoj školi Medicinskoga fakulteta (Biologija novotvorina i Klinička medicina utemeljena na dokazima: Influenca utemeljena na dokazima, voditelj prof. dr. sc. Nikola Bradarić). Uz to, najprije prof. dr. sc. Nikola Bradarić, a potom prof. dr. sc. Boris Lukšić voditelji su predmeta Infektologije na Sveučilišnom odjelu zdravstvenih studija, a prof. dr. sc. Nikola Bradarić i nakon njega doc. dr. sc. Dragan Ledina predavači su na Sveučilišnom odjelu za forenzične znanosti u Splitu. Također s ponosom ističemo doprinos sada umirovljenoga prof. dr. sc. Nikole Bradarića održavanju nastave predmeta Infektologije na novoosnovanome Medicinskom fakultetu u Mostaru.

Infectology, Dermatology and Venereology, was founded. Its first Head was Assist Prof Nikola Bradarić who was running the Department for two mandates. When the Department of Infectious Diseases was established as a separate department in 2005, its Head became Prof Nikola Bradarić (retired at 68 years of age as a Tenured Full Professor) who held this position until 2011 when it was taken over by Assist Prof Ivo Ivić. This was the period in which, having obtained their PhD degrees, Ivo Ivić, MD (in 2008), Boris Lukšić, MD (in 2009), and Dragan Ledina, MD (in 2011) were promoted to the academic positions of Assistant Professors. This resulted in the promotion of the Department of Infectious Diseases, University Hospital of Split, into the Clinic of Infectology, University of Split School of Medicine in 2010. Its first Head was Prof Nikola Bradarić, and since 2012 Prof Boris Lukšić has been holding this position.

Space and working conditions

Although, at the very beginning, the conditions for delivering courses at the Department of Infectious Diseases at *Firule* location were far from ideal, the disadvantages were overcome by teachers' enthusiasm. By moving the Department of Infectious Diseases to much more suitable facilities of the former military hospital at *Križine* location in 1992, the conditions for maintaining the high quality teaching of practical classes and seminars were met. After 2010, with the increase in the number of study programmes and number of students enrolled at the School of Medicine, lectures and seminars in the Infectious Diseases course were moved to the newly built and well equipped classrooms of the School of Medicine. Since its establishment, all the administrative affairs relating to the Department of Infectious Diseases have been conducted by the Head of the Department himself.

Teaching activities

Teachers of the Department of Infectology have been teaching courses in the study programme in Medicine, Dental Medicine, and Medical Studies in English at the School of Medicine as the primary teaching base. They also provide classes in the elective course Poisoning with Animal Poisons (course coordinator: Prof B. Lukšić, PhD), and in the postgraduate doctoral study programme organised by the School of Medicine (Biology of the Neoplasms and Evidence Based Clinical Medicine: Evidence Based Influenza, course coordinator: Prof Nikola Bradarić, PhD). In addition, Prof Boris Lukšić, PhD, is a coordinator of the course in Infectious diseases at the University Department of Health Studies. Prof Nikola Bradarić, PhD, succeeded by Assist Prof Dragan Ledina, PhD

Nastavno i suradničko osoblje Katedre / *Teaching and Associate Staff of the Department:*
Nikica Kuzmičić, dr. med., mr. sc. Mirela Pavičić-Ivelja, doc. dr. sc. Dragan Ledina, izv. prof. dr. sc. Boris Lukšić i izv. prof. dr. sc. Ivo Ivić

Nastavno i suradničko osoblje

U ovom trenu članove Katedre za infektologiju čine zaposlenici Medicinskoga fakulteta izv. prof. dr. sc. Ivo Ivić, izv. prof. dr. sc. Boris Lukšić i doc. dr. sc. Dragan Ledina. Vanjski suradnici naslovni su poslijedoktorand dr. sc. Dominko Carev, dr. Nikica Kuzmičić i dr. Mirela Pavičić-Ivelja, svi s adresom na Klinici za infektologiju u Splitu, te prof. dr. sc. Boris Dželalija s adresom u Općoj bolnici u Zadru i dr. sc. Nenad Pandak s adresom u Općoj bolnici u Slavonskom Brodu. Stoga s ponosom ističemo od naših prethodnika naslijeđenu politiku otvorenih vrata ove Katedre za vrijedne kolege iz drugih sredina kroz njihovo sudjelovanje u nastavi i kroz potporu u njihovu znanstveno-nastavom napredovanju.

Prethodni voditelji nastave

- 1997. – 2001. prof. dr. sc. Nikola Bradarić, Katedra za zarazne, kožne i spolne bolesti
- 2005. – 2011. prof. dr. sc. Nikola Bradarić, Katedra za infektologiju
- od 2011. izv. prof. dr. sc. Ivo Ivić, Katedra za infektologiju

Stručna i znanstvena djelatnost

Članovi Katedre autori su više od 60 radova indeksiranih u bazama CC, Wos i Scopus i više od 80 radova u časopisima ostalih indeksiranja, te više od 100 drugih radova (radovi u zbornicima, sažeci, udžbenici, poglavlja u udžbenicima i

have also been teaching at the University Department for Forensic Sciences in Split. We are also proud to emphasize the contribution of the retired Prof Nikola Bradarić, PhD in teaching the course in Infectious Diseases at the newly established Medical School, University of Mostar.

Teachers and associates

Currently, members of the Department of Infectology are employees of the School of Medicine: Assoc Prof Ivo Ivić, PhD, Assoc Prof Boris Lukšić, PhD and Assist Prof Dragan Ledina. External Associates are Dominko Carev, PhD, senior assistant, Nikica Kuzmičić, MD, and Mirela Pavičić-Ivelja, MD, all employed at the Infectology Clinic in Split. Among External Associates are also Prof Boris Dželalija, PhD, employed at the General Hospital Zadar and Nenad Pandak, PhD, employed at the General Hospital Slavonski Brod. Therefore, we are very proud of the Department's open-door policy for all hardworking colleagues from other institutions that participate in the delivery of courses and provide support through their own promotion into academic positions.

Previous Heads

- 1997-2001: Prof Nikola Bradarić, MD, PhD, Department of Infectology, Dermatology and Venereology
- 2005-2011: Prof Nikola Bradarić, MD, PhD, Department of Infectology

monografijama, tekstovi u udžbenicima i knjigama). Također su pisali poglavlja obveznih (udžbenik *Infektologija*, Profil International 2006.) i dopunskih nastavnih tekstova (Odabrana poglavlja iz terapije, antibiotici – racionalna primjena; Odabrana poglavlja iz gastroenterologije; Odabrana poglavlja iz hitne medicine; Infekcije rikecijama, bartonelama i erlihijama; Infekcije u ginekologiji i perinatologiji; Hitna stanja u pedijatriji). Nadalje, bili su prevoditelji infektoloških poglavlja u izdanjima Harrisonova udžbenika *Principi interne medicine* iz 1997. i 2005. Članovi Katedre bili su organizatori ili predavači brojnih poslijediplomskih tečajeva tajne edukacije, stručnih skupova i kongresa. Također su radili, ili još i sada rade, kao istraživači na 18 domaćih i međunarodnih znanstvenih projekata.

- since 2011 to present: Assoc Prof Ivo Ivić, MD, PhD, Department of Infectology

Professional and scientific activities

Members and associates of the Department are authors of over 60 articles published in journals indexed in Current Contents, Wos and Scopus, and of over 80 articles in journals indexed in other databases as well as of more than 100 other works (refereed conferences, abstracts, books, book chapters and monographs, articles in books and textbooks). They also wrote chapters in compulsory (textbook - *Infectology*, Profil International, 2006) and supplementary teaching materials (Selected Chapters in Therapy, Antibiotics-Rational Use; Selected Chapters in Gastroenterology; Selected Chapters in Emergency Medicine; Infection with Rickettsia, Bartonella and Ehrlichia; Infection in Gynaecology and Perinatology; Urgent Conditions in Paediatrics). Furthermore, they were translators of Chapters on Infectious Diseases in 1997 and 2005 editions of Harrison's textbook *Principles of Internal Medicine*. Members of the Department were organizers of, or lecturers at numerous postgraduate Continuing Medical Education courses, professional conferences and congresses. They have also been actively involved as researchers on 18 national and international projects.

Doktorati (2007. – 2016.) / *PhD degrees during the period 2007 – 2016*

Ivo Ivić. Genotip I. razreda glavnog sustava histokompatibilnosti kao prognostički čimbenik liječenja kroničnog hepatitisa C interferonom / *Genotype of I. class of major histocompatibility as a prognostic factor in the treatment of chronic hepatitis C with interferon*. Sveučilište u Splitu; Split, 2007.

Boris Lukšić. Učinci standardiziranog otrova poskoka na parametre srčane funkcije i mogućnosti farmakološke zaštite na modelu štakorskog srca / *The effects of standardized viper venom on parameters of cardiac function and the possibility of pharmacological protection on the model of rat hearts*. Medicinski fakultet Sveučilišta u Splitu; Split, 2009.

Dragan Ledina. Markeri endotelne disfunkcije i kronične bubrežne promjene u hrvatskih vojnika inficiranih hantavirusima u Domovinskom ratu / *Markers of endothelial dysfunction and chronic kidney changes in Croatian soldiers infected with hantaviruses during the Homeland war*. Medicinski fakultet Sveučilišta u Zagrebu; Zagreb, 2011.

Plan razvoja

Glavni napori Katedre za infektologiju, zajedno s Klinikom za infektologiju kao praktički neodvojivim cjelinama, usmjereni su na daljnje kadrovsko osnaživanje kroz znanstvenoistraživački rad i unaprjeđivanje nastave. Neposredni su ciljevi postizanje znanstveno-nastavnog zvanja docenta u jednoga i obrana doktorske disertacije u još jednoga našeg člana, a srednjoročni su ciljevi postizanje doktorata znanosti u barem još dvojice sadašnjih specijalizanata infektologije. U pogledu

Development plan

The Department of Infectology along with the Clinic of Infectology, considered as practically inseparable units, devote a great deal of effort to further strengthen human resources through scientific research and improvement of the teaching process. One staff member is expected to be promoted to the position of Assistant Professor and the other one to obtain the PhD degree very soon, whereas in due time at least two current residents in the field of infectious

unaprjeđenja nastave u tijeku je recenzija suvremenoga udžbenika infektologije *Infektivne bolesti, kratki klinički tečaj* autora Southwick FS koji je preveo i uredio prof. dr. sc. Ivo Ivić. Uz kvalitetan sadržaj, novim udžbenikom postići će se potpuno ujednačavanje nastavnoga gradiva infektologije na studijima medicine na hrvatskom i engleskom jeziku. U srednjoročnom razdoblju također se planira priprema suvremenoga udžbenika infektologije za potrebe studija Dentalne medicine te praktikuma s kliničkim problemima i primjerima infekcijskih bolesti za potrebe studija Medicine. U pogledu znanstvenoga rada nastavit će se dosadašnja istraživanja u području infekcijskih bolesti s naglaskom na virusne hepatitise i hemoragijske groznice iz kojih se očekuje da će proizaći buduće doktorske disertacije.

diseases will also be awarded the PhD degree. With regard to the improvement of the teaching process, there is an ongoing review of the modern textbook on infectious diseases *Infectious diseases, short clinical course* written by Southwick FS which was translated and edited by Assoc Prof Ivo Ivić. Not only will students have a high quality textbook but also the content of the course in Infectious Diseases taught in the medical study programme in Croatian and in Medical Studies in English will be completely harmonized.

For the purpose of the course in Dental Medicine study programme, the modern textbook on infectious diseases is also being prepared as well as the Practicum Handbook containing clinical problems and examples related to infectious diseases for the purpose of the study programme in Medicine. The scientific activities in the field of infectious diseases with special emphasis on viral hepatitis and hemorrhagic fever will continue, and the results obtained are expected to be used in future PhD theses.

Udžbenici i poglavlja u udžbenicima (2007. – 2016.)

Textbooks and book chapters during the period 2007 – 2016

1. Ivić I. Vrućica. U: Meštrović J, Dessardo S, Novak M, Šarić D, Tešović GH. Hitna stanja u pedijatriji. Zagreb: Medicinska naklada; 2011, 83-93.
2. Lukšić B, Goić Barišić I. Toxoplasma gondii. U: Karelović D i sur. Infekcije u ginekologiji i perinatologiji. Zagreb: Medicinska naklada; 2012, 565-80.

Publikacije objavljene u časopisima indeksiranima u bazi Current Contents (2007. – 2016.)

Publications in journals indexed in Current Contents database during the period 2007-2016

Potpuni popis publikacija (19) nalazi se u elektroničkom obliku.

The complete list of publications (19) is enclosed in the digital format.

Izvori: / *References*

1. Razvoj medicinskog studija u Dalmaciji. Urednici: Ljubomir Kraljević. Zbor liječnika Hrvatske, Osnovna organizacija Split, Split 1984.
2. Nikola Bradarić. Katedra za zarazne, kože i spolne bolesti. Infektologija. U: Medicinski fakultet 1997-2007. Urednici: Stipan Janković, Mladen Boban. Medicinski Fakultet Sveučilišta u Splitu, Split 2007. Str. 237-40.
3. Arhiva Katedre za infektologiju Medicinskog fakulteta
4. Arhiva Klinike za infektologiju Medicinskog fakulteta

KATEDRA ZA KOŽNE I SPOLNE BOLESTI
DEPARTMENT OF DERMATOLOGY AND VENEROLOGY

Prof. dr. sc. Neira Puizina-Ivić / Prof Neira Puizina-Ivić, MD, PhD
Pročelnica Katedre / Head of Department

Povijesni osvrt

Dodiplomska nastava iz dermatovenerologije za studente medicine u Splitu započela je na Studiju medicine Medicinskoga fakulteta u Zagrebu. Od 1975. do 1979. nastava je u Splitu bila organizirana samo za IV. i V. godinu studija u okviru Područnoga studija Medicinskoga fakulteta Sveučilišta u Zagrebu. Od 1. 10. 1979. odvija se cijeli petogodišnji studij. Nastava iz dermatovenerologije održavala se na IV. godini studija uz pomoć nastavnika matičnoga Medicinskoga fakulteta u Zagrebu (tadašnji doc. dr. sc. Jasna Lipozenčić, doc. dr. sc. Ivo Dobrić i doc. dr. sc. Aleksandra Basta-Juzbašić) i dijelom dr. Vjekoslava Stipića, voditelja Odjela za kožne i spolne bolesti, te dr. Radovana Vidovića. Nastava je bila turnusnoga tipa, a sastojala se od predavanja, vježba i seminara. Održavala se u predavaonicama Opće bolnice Firule i tadašnje Vojne bolnice na Križinama te na Odjelima za kožne i spolne bolesti na objema lokacijama i na Dispanzeru za kožne i spolne bolesti Doma zdravlja Split. U izvođenju vježba i seminara pripomagali su zaposlenici Doma zdravlja dr. Vlatko Aglić, dr. Mladen Filipović i dr. Katica Vanjaka te dr. Ivan Vukšić s Odjela za kožne i spolne bolesti Vojne bolnice. Od početka voditelj je nastave bio dr. Vjekoslav Stipić, koji je poslije doktorirao te postao docent pri Medicinskom fakultetu. Nakon njegova

History of the Department

For Split medical students undergraduate courses in Dermatology and Venerology began at the University of Zagreb, School of Medicine. From 1975 to 1979 courses were conducted only for fourth and fifth year students in Split as a branch of the University of Zagreb School of Medicine. From January 10, 1979, the entire five-year program has been carried out in Split. Courses in Dermatology and Venerology were held in the fourth year of the program, with the assistance of teachers from the Zagreb School of Medicine (at that time Assist Professors Jasna Lipozenčić, Ivo Dobrić, and Aleksandra Basta-Juzbašić) and Vjekoslav Stipić, MD, Head of the Department of Dermatology and Venerology and Radovan Vidović, MD. Courses consisted of lectures, seminars, and exercises and were held in block sessions. Classes were held in the lecture halls of General Hospital Firule and the Military Hospital Križine and at the Department of Dermatology and Venerology at both locations, as well as in the Public Health Institute of Split. Employees of the Community Health Centre of Split, Vlatko Aglić, MD, Mladen Filipović, MD, and Katica Vanjaka, MD, and Ivan Vukšić, MD from the Military Hospital helped in conducting seminars and exercises. From its beginning, the Head of the Department was Vjekoslav Stipić,

odlaska u mirovinu 1994. godine voditelj nastave postao je doc. dr. sc. Radovan Vidović, nakon čije prerane smrti 1995. godine voditeljem nastave postaje mr. sc. Dujomir Marasović. Od sredine do kraja osamdesetih u nastavu se uključuju novi specijalisti dermatovenerolozi: dr. Dujomir Marasović, dr. Desanka Bakalić, dr. Bosiljka Kljaković-Gašpić, dr. Goran Pavičić, a nešto poslije i dr. Neira Puizina-Ivić, dr. Deny Anđelinović, dr. Damir Pezelj i dr. Tonči Stipić.

Nakon osamostaljenja Medicinskoga fakulteta u Splitu kao sastavnice Sveučilišta u Splitu 1997. osnovana je Katedra za zarazne, kožne i spolne bolesti s predmetima infektologija, medicinska mikrobiologija i dermatovenerologija, a njezin je prvi pročelnik doc. dr. sc. Nikola Bradarić, koji će tu dužnost obnašati u dvama mandatima. U tom razdoblju dermatovenerologija i infektologija u sklopu zajedničke katedre imaju i zajednički ispit. Odlukom od 17. 11. 1997. imenuje se dr. sc. Dujomir Marasović voditeljem cjelokupne nastave iz dermatovenerologije. Nakon obranjene doktorske disertacije 1996. godine „Pojava kožnih tumora u različitim zemljopisnim područjima", 1999. godine postaje docent, a 2005. promoviran je u izvanrednoga profesora dermatovenerologije Medicinskoga fakulteta Sveučilišta u Splitu. Nastupnim predavanjem u prosincu 2004. godine „Dermatološke manifestacije hiperandrogenemije" dr. sc. Neira Puizina-Ivić izabrana je u zvanje docentice.

Kada su se stekli kadrovski uvjeti za osamostaljivanje Katedre za kožne i spolne bolesti i njezino izdvajanje iz skupne katedre s infektologijom 2005. godine, njezin pročelnik postaje prof. dr. sc. Dujomir Marasović, a potom je na tu dužnost 2009. izabrana doc. dr. sc. Neira Puizina-Ivić, koja potom stječe zvanje izvanredne profesorice, a 2014. i redovite profesorice. Tako su se postupno stvarali uvjeti za prerastanje Odjela za kožne i spolne bolesti u Kliniku za kožne i spolne bolesti 2010. godine kao nastavne baze za izobrazbu liječnika, liječnika dentalne medicine, farmaceuta te sveučilišnih zdravstvenih studija. Njezin je prvi predstojnik prof. dr. sc. Dujomir Marasović.

Prostorni i radni uvjeti

Cjelokupna nastava iz dermatovenerologije odvija se na bolničkom lokalitetu Križine. Predavanja i seminari odvijali su se u početku u Velikoj predavaonici, ali s porastom broja studijskih programa i upisanih studenata Medicinskoga fakulteta održavanje predavanja i seminara iz dermatovenerologije preseljava se nakon 2010. u novoizgrađene i sve suvremenije opremljene prostore Medicinskoga fakulteta. Vježbe se

MD, who later obtained PhD degree and became an Assist Prof at the School of Medicine. After his retirement in 1994, Assist Prof Radovan Vidović was elected the Head of Department, and, after his premature death, Dujomir Marasović, MD, MSc, took over the position. From mid to late eighties more specialist dermatologists have joined the program, including Dujomir Marasović, MD, Desanka Bakalić, MD, Bosiljka Kljaković-Gašpić, MD, Goran Pavičić, MD, and later Neira Puizina-Ivić, MD, Deny Anđelinović, MD, Damir Pezelj, MD, and Tonči Stipić, MD.

When the School of Medicine became a part of University of Split in 1997, Department for Infectious, Dermatological and Venereal Diseases was established, delivering courses in Infectology, Medical Microbiology, Dermatology and Venerology, and its first Head was Assist Prof Nikola Bradarić, who served two mandates. In this period Dermatology and Infectology had a joint exam. Following a decision of November 17th, 1997, Dujomir Marasović, PhD, was named Dermatology and Venerology course coordinator. After defending his doctoral dissertation on "The Emergence of Skin tumors in Various Geographic Locations" in 1996, he was appointed as an Assistant Professor in 1999, and was promoted to Assoc Prof of Dermatology and Venerology at the University of Split, School of Medicine in 2005. After her inaugural lecture "Dermatological Manifestation of Hyperandrogenicity" in December of 2004, Neira Puizina-Ivić was elected to Associate Professor.

Once the necessary requirements for establishing an independent department were met, the Department of Dermatology and Venerology separated from the Infectology Department in 2005, and Prof Dujomir Marasović was appointed its Head. In 2009, Assist Prof Neira Puizina-Ivić took over the Department, and received the title of Associate Professor, and, in 2014, the title of Full Professor. Over time the conditions were met for the Department of Dermatology and Venerology to develop into the Clinic for Dermatological and Veneral Diseases in 2010 as a teaching base for education of doctors, dentists, pharmacists and the University Department of Health Studies. Its first Head was Prof Dujomir Marasović.

Space and working conditions

The classes are conducted at the University Hospital of Split, location Križine. Lectures and seminars first took place in the great lecture hall, but with the increase in number of students and School of Medicine programs, courses in Dermatology

Nastavno i suradničko osoblje Katedre / *Teaching and Associate Staff of the Department:*
Olga Kosor, dr. med., izv. prof. dr. sc. Dujomir Marasović, Damir Pezelj dr. med., dr. sc., prof. dr. sc. Neira Puizina-Ivić, Ranka Ivanišević, dr. med., Antoanela Čarija, dr. med., Dubravka Vuković, dr. med. i Goran Pavičić, dr. med.

odvijaju u prostorijama Odjela i Poliklinike za kožne i spolne bolesti. Prostorni uvjeti i oprema omogućuju kvalitetno održavanje vježba i seminara.

Sve administrativne poslove Katedre za dermatovenerologiju vodi pročelnik Katedre.

Nastavna djelatnost

Nastavnici Katedre za kožne i spolne bolesti održavaju nastavu na studiju Medicine, studiju Dentalne medicine, studiju Medicine na engleskom jeziku, studiju Farmacije te na Sveučilišnom zdravstvenom studiju, i to smjerovima Sestrinstvo i Primaljstvo. Također su predavači izbornoga predmeta Dermatovenerologija na doktorskim studijima Biologija novotvorina te Klinička medicina temeljena na dokazima (voditeljica prof. dr. sc. Neira Puizina-Ivić). Nositelji su izbornoga kolegija Medicinska kozmetologija na studiju Medicine i Dentalne medicine i Dermatološka kozmetologija za studij Farmacije.

Nastavno i suradničko osoblje

Članove Katedre za kožne i spolne bolesti čine zaposlenici Medicinskoga fakulteta, i to: izv. prof., dr. sc. Dujomir

and Venerology have been held from 2010 in the new buildings of the School of Medicine, with the state-of-the-art equipment. Exercises take place in the Ward and the Clinic for Skin and Venereal diseases. Space and equipment provide high-quality conditions for seminars and exercises.

All administrative duties of the Department of Dermatology and Venerology are performed by the Head of the Department.

Teaching activities

Lecturers of the Department of Dermatology and Venerology hold courses at the study of Medicine, Dental Medicine, and Medical Studies in English, Pharmacy, as well as studies of Nursing and Midwifery at the University Department of Health Studies. They also teach the elective course Dermatology and Venerology as part of the doctoral program Biology of the Neoplasms and Clinical Evidence-Based Medicine (course coordinator Prof Neira Puizina-Ivić). They hold the elective course at the study of Medicine and Dental Medicine, "Medical Cosmetology," as well as "Dermatological Cosmetology" at the study of Pharmacy.

Staff/Employees

Marasović te red. prof. dr. sc. Neira Puizina-Ivić. Vanjske su suradnice naslovna poslijedoktorandica dr. sc. Deny Anđelinović te asistentica dr. Antoanela Čarija. Ostali su vanjski suradnici: dr. Damir Pezelj, dr. sc. Lucija Vanjaka Rogošić, dr. Olga Kosor i dr. Ranka Ivanišević. Specijalizanti su Klinike za kožne i spolne bolesti: dr. Lina Mirić Kovačević, dr. Dubravka Vuković i dr. Ana Sanader.

Stručna i znanstvena djelatnost

Nastavnici i suradnici Katedre autori su 65 stručnih radova. U veljači 2006. godine organizirali su tečaj trajne izobrazbe za liječnike obiteljske medicine pod nazivom Aktualne teme iz dermatologije I, a naredne i Aktualne teme iz dermatologije II, koji su ponovljeni i u Dubrovniku za liječnike obiteljske medicine iz pripadajuće županije. Suradnici i nastavnici Katedre za kožne i spolne bolesti sudjelovali su u organizaciji III. Kongresa hrvatskog dermatovenerološkog društva s međunarodnim sudjelovanjem, organizirana u Splitu 2006. Nastavnici Katedre sudjeluju u predavanjima i tečajevima koje organiziraju i druge katedre te sudjeluju u brojnim pozvanim predavanjima. Sudjeluju u poslijediplomskoj nastavi iz dermatovenerologije na Medicinskom fakultetu u Zagrebu. Prof. dr. sc. Neira Puizina-Ivić članica je ispitnih povjerenstava za subspecijalističke i specijalističke ispite te Povjerenstva za dermatovenerologiju i Povjerenstva za specijalističko usavršavanje pri Ministarstvu zdravstva Republike Hrvatske. Prof. dr. sc. Neira Puizina-Ivić bila je voditeljica projekta (veljača 2007. – lipanj 2010.) Fotodinamska terapija u dermatološkoj onkologiji /projekt MZOS-a/ šifra projekta 141-210056-0481.

Members of the Department of Dermatology and Venerology are employees of the School of Medicine: Assoc Prof Dujomir Marasović, Prof Neira Puizina-Ivić. External Associates are postdoctoral fellow Deny Anđelinović, PhD, Antoanela Čarija, MD, Assist Other external Associates are Damir Pezelj, MD, Lucija Vanjaka Rogošić MD, PhD, Olga Kosor, MD, and Ranka Ivanišević, MD. Residents are Lina Mirić Kovačević, MD, Dubravka Vuković, MD, and Ana Sanader, MD.

Professional and Scientific Activities

Lecturers and Associates of the Department have written 65 professional papers. In February 2006 they organised a course of continuing medical education in Dubrovnik, entitled "Contemporary Topics in Dermatology I, which was repeated for general practitioners from that county. Lecturers and Associates of Department participated in the organization of the Third Conference of the Croatian Dermatology and Venerology Society with international participation, in Split in 2006. Department lecturers participate in lectures and courses organised by other departments, give numerous invited lectures, and participate in post-graduate teaching in dermatology and venerology at the School of Medicine in Zagreb. Prof Neira Puizina-Ivić is a member of the Committee for sub-specialist and specialist exams, and a member of the Committee for Dermatology and Venerology and Committee for professional development at the Ministry of Health of the Republic of Croatia. Prof Neira Puizina-Ivić was a principal investigator and a leader of project under sponsorship of Ministry of Health from February 2007 to June 2010 "Photodynamic therapy in Dermatological Oncology" (Project number: 141-210056-0481)

Magistrirali i doktorirali (2007. – 2016.) / *PhD and Master's theses during the period 2007 – 2016*

Magisteriji / *Master's degree*

Silvana Karabatić Knezović. Polimorfizam gena TLR-2 i TLR-4 (Toll-Like receptor) u keratoakantomu i virusnoj bradavici. Split / *Polymorphism of gene TLR-2 and TLR-4 (Toll-Like receptor) in keratoacanthoma and viral wart*: Medicinski fakultet Sveučilišta u Splitu; 2012.

Doktorati / *PhD theses*

Deny Anđelinović. Izraženost tumor supresorskog gena nm 23 i gubitak heterozigotnosti u oboljelih od primarnog i metastatskog melanoma / *Expression of tumor supperssor gene nm 23 and loss of heterozygosity in patients with primary and metastatic melanoma*. Mostar: Medicinski fakultet Sveučilišta u Mostaru; 2012.

Lina Mirić Kovačević. Razlike u izražaju bjelančevina – regulatora apoptoze i proliferacije između zdrave kože i kože bolesnika s kroničnim bubrežnim zatajenjem i svrbežom / *Differences in expression of proteins – regulators of apoptosis and proliferation among healthy skin and skin of patients with chronic renal failure with pruritus*. Split: Medicinski fakultet Sveučilišta u Splitu; 2015.

Lucija Vanjaka Rogošić. Istraživanje čimbenika invazivnosti različitih oblika bazocelularnog karcinoma / *Research of invasive factors in various types of basal cell carcinoma*. Split: Medicinski fakultet Sveučilišta u Splitu; 2015.

Plan razvoja

Glavni napori Katedre za kožne i spolne bolesti, zajedno s Klinikom za kožne i spolne bolesti kao funkcionalno neodvojivim cjelinama, usmjereni su na daljnje kadrovsko osnaživanje kroz znanstvenoistraživački rad mlađih kolega te unaprjeđivanje nastave i nastavnih tekstova. Neposredni su ciljevi prihvaćanje i obrana doktorske disertacije mlađe kolegice, a srednjoročni su ciljevi postizanje doktorata znanosti triju sadašnjih specijalizantica dermatovenerologije. U pogledu unaprjeđenja nastave u planu je prevođenje udžbenika iz dermatovenerologije, čime bi se postiglo potpuno ujednačavanje nastavnoga gradiva dermatovenerologije na studijima medicine na hrvatskom i engleskom jeziku. Gradivo udžbenika služilo bi i studentima studija Dentalne medicine i Sestrinstva. U pogledu znanstvenoga rada nastavit će se dosadašnja istraživanja u području dermatološke farmakoterapije i farmaceutike i dermatološke onkologije. Intenzivno surađujemo s Mediteranskim institutom za istraživanje života (MedILS), s kojim radimo na otkrivanju signalnih proteina u upalnim bolestima kože. U planu je suradnja s imunolozima i reumatolozima radi istraživanja ranih promjena zglobova u bolesnika sa psorijazom.

Development Plan

Key efforts of the Department for Dermatology and Venerology, together with the Clinic for Dermatology and Venerology, as functionally inseparable units are directed toward further personnel strengthening through research work of young colleagues and the improvement of teaching and educational textbooks. Immediate goals include the acceptance and defense of a young colleague's PhD thesis, while medium-term goals are obtaining PhD degrees by three current residents. In regards to teaching improvement, there is a plan to translate the Dermatology and Venerology textbook in English, which would standardize the teaching materials for medical studies in Croatian and English. The textbook materials would also serve students of Dental Medicine and Nursing. In terms of scientific work, research will continue in the areas of dermatological pharmacotherapy and pharmaceutics and dermatological oncology. We also have intensive collaboration with the Mediterranean Institute for Life Sciences (MedILS), researching on the discovery of signal proteins in inflammatory skin diseases. We plan to achieve cooperation with immunologists and rheumatologists to research on detection of early changes in joints of psoriatic patients.

Udžbenici, poglavlja u udžbenicima i monografije (2007. – 2016.):
Textbooks, chapters in texbooks and monographs during the period 2007 – 2016

1. Puizina-Ivić N. Folikul dlake – anatomija i ciklusi rasta. U: Šitum M, Oremović L. Trihologija. Zagreb: Naklada Slap; 2007, 15-26.
2. Puizina-Ivić N. Definicija tumora i karcinogeneza. U: Lipozenčić J, Pašić A i sur. Dermatološka onkologija. Zagreb: Medicinska naklada; 2009, 11- 26.
3. Puizina-Ivić N. Kožne bolesti. U: Čulić V, Čulić S. Sindrom Down. Split: Naklada Bošković; 2009, 167-87.
4. Lipozenčić, J, Barišić Druško V, Dobrić I, Gruber F, Milavec-Puretić V, Petričić B i sur. Program prevencije i ranog otkrivanja melanoma i ostalih malignih kožnih tumora U: Lipozenčić J, Pašić A. Dermatološka onkologija. Zagreb: Medicinska naklada; 2009, 231-6.
5. Puizina-Ivić N. Definicija tumora i karcinogeneza. U: Lipozenčić J, Pašić A. Dermatološka onkologija. Zagreb: Medicinska naklada; 2009, 11-26.

6. Puizina-Ivić N. Atopijski dermatitis. U: Pavlov N, Čulić S, Miše K. Alergijske bolesti. Split : KBC Split; 2010, 19-27.
7. Puizina-Ivić N. Hereditarni angioedem. U: Šimić D, Hadžigrahić N. Hitna stanja u dermatologiji. Sarajevo: Bosnalijek; 2011, 25-32.
8. Puizina-Ivić N. Poremećaji pigmentacije kao posljedica upalnih dermatoza. U: Šitum M. Poremećaji pigmentacije. Zagreb: Naklada Slap; 2011, 37-44.
9. Puizina-Ivić N. Učinci kemijskih pilinga na poremećaje pigmentacije. U: Šitum M. Poremećaji pigmentacije. Zagreb: Naklada Slap; 2011, 131-41.
10. Puizina-Ivić N. Scabies. U: Karelović D i sur. Infekcije u ginekologiji i perinatologiji. Zagreb: Medicinska naklada; 2012, 591-5.
11. Marasović D. Molluscum contagiosum. U: Karelović D i sur. Infekcije u ginekologiji i perinatologiji. Zagreb: Medicinska naklada; 2012, 558-61.
12. Puizina-Ivić N, Čarija A, Mirić-Kovačević L, Vuković D. Drugs and chemical compounds as initiators and promoters of skin tumors. U: Lipozenčić J and co-authors. Update in dermatologic drug therapy. Zagreb: Academy of Medical Sciences of Croatia; 2012, 79-89.
13. Puizina-Ivić N. Bolesti vezivnoga tkiva. U: Šitum M i sur. Smjernice u dijagnostici i liječenju najčešćih dermatoza i tumora kože. Zagreb: Naklada Slap; 2012, 97-134.
14. Kaštelan M, Puizina-Ivić N, Čeović R, Jukić Z, Bulat V, Simonić E i sur. Smjernice za dijagnostiku i liječenje vulgarne psorijaze. Zagreb : Hrvatsko dermatovenerološko društvo HLZ-a; 2013.
15. Puizina-Ivić N. Klasifikacija vitiliga. U: Šitum M, Stanimirović A. Vitiligo perspektive i smjernice. Zagreb: Hrvatska akademija znanosti i umjetnosti i Hrvatsko dermatovenerološko društvo Hrvatskog liječničkog zbora; 2014, 13-19.
16. Puizina-Ivić N, Čarija A, Vuković D, Mirić Kovačević L. Nasljeđe i kožne bolesti. U: Čulić V, Pavelić J, Radman M. Genetičko informiranje u praksi. Zagreb: Medicinska naklada; 2016, 92-5.

Publikacije objavljene u časopisima indeksiranim u bazi Current Contents (2007. – 2016.)

Publications in journals indexed in Current Contents database during the period 2007-2016

Potpuni popis publikacija (13) nalazi se u elektroničkom obliku.

The complete list of publications (13) is enclosed in the digital format.

Literatura / *References*

1. Bradarić N. Katedra za zarazne, kožne i spolne bolesti. U: Janković S, Boban M. Medicinski fakultet 1997-2007. Split: Sveučilište u Splitu; 2007, 237-42.

KATEDRA ZA KIRURGIJU
DEPARTMENT OF SURGERY

Izv. prof. dr. sc. Ivo Jurić / Assoc Prof Ivo Jurić, MD, PhD
Pročelnik Katedre / Head of the Department

Povijest Katedre

Katedra za kirurgiju na Medicinskom fakultetu osnovana je 1997. godine u procesu osamostaljena Medicinskoga fakulteta Sveučilišta u Splitu. Međutim, i prije osamostaljenja našega Fakulteta kirurško znanje i vještine prenosilo se pod drugačijim ustrojima. Tako se 1975. na Odjelu za kirurgiju provodila nastava iz kirurgije za potrebe Više medicinske škole Split te specijalizacije iz opće kirurgije i medicine rada. Godine 1976., odlukom o izvođenju nastave za IV. i V. godinu medicinskoga studija u Splitu Medicinskoga fakulteta u Zagrebu, stvoreni su uvjeti za formiranje Katedre za kirurgiju, ratnu kirurgiju i anesteziologiju pod vodstvom prof. dr. sc. Tomassea i prof. dr. sc. Kraljevića. Nastava je tada provođena u Općoj bolnici Split (danas Firule) i Vojnoj bolnici (danas Križine). Uvođenjem petogodišnjega studija u Splitu te svečanim otvaranjem 1. listopada 1979. dolazi do značajnih promjena u organizaciji svih katedara, tako i Katedre za kirurgiju. Sve do osamostaljenja 1997. godine nastava se odvijala u suradnji s predavačima iz Zagreba. Činom osamostaljenja te formiranjem samostalnoga Medicinskoga fakulteta Sveučilišta u Splitu Katedra za kirurgiju u cijelosti preuzima i provodi nastavni program iz kirurgije. Tadašnjim ustrojem formirane su katedre Kirurgija I (obuhvaćala je opću kirurgiju, traumatologiju, torakalnu kirurgiju, abdominalnu kirurgiju, plastičnu i rekonstruktivnu kirurgiju, kardijalnu kirurgiju i vaskularnu

History of the Department

Department of Surgery at the University of Split School of Medicine was established in 1997 as a part of a newly established School of Medicine in Split. But even before our School became independent, surgical knowledge and skills were taught. Thus, in 1975 the Department of Surgery conducted teaching courses for Nursing school and residency in General Surgery and Occupational Medicine. In 1976 the University of Zagreb School of Medicine, decided to conduct classes for the fourth and fifth years of medical studies in Split, which created conditions for establishing the Department of Surgery, War Surgery and Anesthesiology under the leadership of Professors Tomasseo and Kraljević. Classes were conducted at General Hospital Split (known as Firule) and Military Hospital (known as Križine). After the establishment of the five-year study program in Split, and the official opening on October 1, 1979, there were significant changes in the organization of all departments, including the Department of Surgery. Until separation from Zagreb School of Medicine, classes were held in cooperation with lecturers from Zagreb. Following establishment of the School of Medicine in Split as a part of the University of Split, Department of Surgery started to fully deliver courses in Surgery. At that time two departments were organized, Surgery I (General Surgery, Trauma, Thoracic Surgery, abdominal Surgery, Plastic and

Nastavno i suradničko osoblje Katedre / *Teaching and Associate Staff of the Department:*
Izv. prof. dr. sc. Vladimir Boschi, Matko Rošin, dr. med., Joško Juričić, dr. med., izv. prof. dr. sc. Nenad Ilić, dr. sc. Dragan Krnić, izv. prof. dr. sc. Ivo Jurić, Dario Matić, dr. med., izv. prof. dr. sc. Leo Grandić, prof. dr. sc Zdravko Perko i Ognjen Barčot, dr. med.

kirurgiju) i Kirurgija II (obuhvaćala je potpredmete Ortopediju, Urologiju, Dječju kirurgiju, Neurokirurgiju i Fizikalnu medicinu). Novim preustrojem katedara Medicinskoga fakulteta ukidaju se katedre Kirurgija I i II te se formira jedinstvena Katedra za kirurgiju nastala udruživanjem Kirurgije I i Dječje kirurgije. Od samostalnosti Fakulteta do danas pročelnici su prof. dr. sc. Ante Petričević i prof. dr. sc. Nikica Družijanić, a trenutni je pročelnik prof. dr. sc. Ivo Jurić.

Nastavna djelatnost

Usko i neraskidivo povezana s KBC-om Split, nastava Katedre za kirurgiju odvija se na svim podjedinicama Klinike za kirurgiju KBC-a Split na lokalitetima Firule i Križine. Predavanja i seminari odvijaju se u Velikoj predavaonici na Firulama te dvjema seminarskim dvoranama na Klinici za kirurgiju. Sukladno suvremenim standardima učenja i stručnoga usavršavanja, provodi se rad u manjim grupama, posebno na vježbama i seminarima radi aktivnoga uključivanja studenata u nastavu.

Nastava se provodi i na Hitnom kirurškom prijemu gdje se studenti suočavaju s dijagnosticiranjem i liječenjem hitnih i teških stanja. Nastava se provodi i na kirurškoj poliklinici te u operacijskim dvoranama.

Pri Katedri funkcionira i Laboratorij eksperimentalne kirurgije. Laboratorij je opremljen za edukaciju i eksperimentalni

Reconstructive Surgery, Cardiac Surgery and Vascular Surgery) and Surgery II (Orthopedics, Urology, Pediatric Surgery, Neurosurgery and Physical Medicine). The reorganization of School of Medicine abolished the Departments Surgery I and II and formed Department of Surgery as a union of former Surgery I and Pediatric Surgery. Since 1997 Heads of the Department were Professor Ante Petričević, MD, PhD and Professor Nikica Družijanić, MD, PhD. The current Head of the Department is Professor Ivo Jurić, MD, PhD.

Teaching activities

The Department of Surgery of the School of Medicine, University of Split is affiliated with the Department of Surgery at the University Hospital of Split. Lectures are carried out at all subunits of Department of Surgery, both on Firule and Križine locations. Lectures and seminars are held in the lecture hall at Firule, and two seminar halls at the Department of Surgery. In accordance with modern standards of learning and training in small groups, especially in practical clinical skills, students are actively involved in classes.

Classes are conducted at the Surgical Emergency Department where students deal with diagnosis and treatment of urgent and serious conditions. Classes are also conducted in the operating rooms.

rad iz područja minimalno invazivne kirurgije. Voditelj je eksperimentalnoga istraživanja iz novih operacijskih tehnika (NOTES – NOSCAR) prof. dr. sc. Z. Perko.

Katedra trenutno izvodi nastavu na trima integriranim preddiplomskim i diplomskim studijskim programima: Medicina, Dentalna medicina i Medicina na engleskom jeziku. Također se provodi nastava na Sveučilišnom odjelu zdravstvenih studija.

Nastavno i suradničko osoblje

- Prof. dr. sc. I. Jurić, dr. med., pročelnik katedre
- Prof. dr. sc. Zdravko Perko, dr. med.
- Izv. prof. dr. sc. Nenad Ilić, dr. med.
- Izv. prof. dr. sc. L. Grandić, dr. med.
- Izv. prof. dr. sc. Vladimir Boschi, dr. med., zamjenik pročelnika
- Doc.dr. sc. Zenon Pogorelić, dr. med., tajnik katedre
- Doc. dr. sc. Arsen Pavić, dr. med.
- Doc. dr. sc. CristijanBulat, dr. med.
- dr. sc. Bruno Lukšić, dr. med.
- dr. sc. Davor Todorić, dr. med.
- dr. sc. Dragan Krnić, dr. med.
- dr. sc. Jakov Meštrović, dr. med.
- dr. sc. Ivan Utrobičić, dr. med.
- mr. sc. Tomislav Šušnjar, dr. med.
- Kanito Bilan, dr. med.
- Dario Nenadić, dr. med.
- Matko Rošin, dr. med.
- Radoslav Stipić, dr. med.

Vanjski suradnici:

- mr. sc. Dubravko Furlan, dr. med.
- dr. sc. Fabijan Čukelj, dr. med.
- Ante Bandalović, dr. med.
- Andro Tripković, dr. med.
- Teo Borić, dr. med.
- Josip Bekavac, dr. med.
- Ognjen Barčot, dr. med.

The laboratory of experimental surgery is also part of the Department of Surgery. It is equipped for training and experimental work in the field of minimally invasive surgery. Head of the Experimental Research in New Surgical Techniques (NOTES - NOSCAR) is Professor Z. Perko, MD, PhD.

Department currently conducts classes in three undergraduate study programs: Medicine, Dental Medicine, and Medical Studies in English. It also conducts classes at the University Department of Health Studies.

Teachers and associates

- Assoc Prof Ivo Jurić, MD, PhD, Head of the Department
- Prof Zdravko Perko, MD, PhD,
- Assoc Prof Nenad Ilić, MD, PhD
- Assoc Prof Leo Grandić, MD, PhD
- Assoc Prof Vlado Boschi, MD, PhD, Head Deputy
- Assist Prof Zenon Pogorelić, MD, PhD
- Assist Prof Arsen Pavić, MD, PhD
- Assist Prof Cristijan Bulat, MD, PhD
- Bruno Lukšić, MD, PhD
- Davor Todorić, MD, PhD
- Dragan Krnić, MD, PhD
- Jakov Meštrović, MD, PhD
- Ivan Utrobičić, MD, PhD
- Tomislav Šušnjar, MD, MSc
- Kanito Bilan, MD
- Dario Nenadić, MD
- Matko Rošin, MD
- Radoslav Stipić, MD

External collaborators:

- Dubravko Furlan, MD, MSc
- Fabijan Čukelj, MD, PhD
- Ante Bandalović, MD
- Andro Tripković, MD
- Teo Borić, MD
- Josip Bekavac, MD
- Ognjen Barčot, MD

Publikacije objavljene u časopisima indeksiranima u bazi Current Contents (2007. – 2016.)
Publications in journals indexed in Current Contents database during the period 2007-2016

Potpuni popis publikacija (86) nalazi se u elektroničkom obliku.
The complete list of publications (86) is enclosed in the digital format.

Literatura / *References*

1. Monografija povodom deset godina samostalnosti Medicinskogfakulteta u Splitu 1997-2007. Janković S, Boban M. Split: Medicinski fakultet Sveučilišta u Splitu, 2007. ISBN:978-953-98423-9-8.
2. Arhiva Katedre za kirurgiju,

KATEDRA ZA OTORINOLARINGOLOGIJU
DEPARTMENT OF OTORHINOLARYNGOLOGY

Doc. dr. sc. Nikola Kolja Poljak / Assist Prof Nikola Kolja Poljak, MD, PhD
Pročelnik Katedre / Head of Department

Povijest

U osnivanju Medicinskoga studija u Splitu važnu je ulogu imao otorinolaringolog prof. dr. Josip Ružić. Još jedan otorinolaringolog obilježio je važan datum u nastajanju Medicinskoga fakulteta u Splitu – prof. dr. sc. Zvonimir Krajina, dekan Medicinskoga fakulteta Sveučilišta u Zagrebu, koji predlaže Savjetu Fakulteta osnivanje čitave V godine, to jest IX. i X. semestra. Temeljem njegova prijedloga u Splitu se osniva čitava V. godina Medicinskoga studija s početkom u akad. godini 1975./1976. Dana 31. listopada 1975. svečano je otvoren Medicinski studij u Splitu u okviru Medicinskoga fakulteta Sveučilišta u Zagrebu za IX. i X. semestar. Te se godine u IX. semestar upisuje prvih 6 studenata. Iste godine Znanstveno-nastavno vijeće imenuje nastavnike za predmete V. godine studija. Za predmet Otorinolaringologija imenovan je prof. dr. Josip Ružić. Uslijed premalenoga broja studenata na dvogodišnjem Medicinskom studiju u Splitu, uza sve veće potrebe za liječnicima i sve bolje postojeće uvjete za medicinsku nastavu u Splitu, postao je dvogodišnji studij u Splitu neopravdanim te se postavio zahtjev za osnivanje cjelovitoga petogodišnjeg studija. Dana 1. listopada 1979. definitivno je osnovan i počeo s radom petogodišnji Medicinski studij u Splitu, ipak nisu bili osigurani svi uvjeti za kompletan rad

History of the Department

Prof Josip Ružić, PhD, played an important role in the establishment of the study programme of Medicine in Split. Prof Zvonimir Krajina, PhD, Dean of the University of Zagreb School of Medicine, was also an important figure in establishing the School of Medicine in Split. He proposed to the Faculty Council of the University of Zagreb School of Medicine to conduct the 5th year (i.e. 9th and 10th semester) courses of the study program of Medicine in Split in the academic year 1975/76. On October 31, 1975, the opening ceremony of the study programme of the 9th and 10th semester in Split, which was then part of the University in Zagreb School of Medicine, took place. That same year, the first six students were enrolled into the 9th semester and the Scientific Teaching Council elected the teachers for carrying out the 5th study year courses. Prof Josip Ružić, PhD, was appointed as a teacher for the Otorhinolaryngology course. Due to the very low number of enrolled students, the growing need for doctors of medicine and the improvement of the teaching conditions, then-existing two-year study programme in Split became inadequate and there was a need for the establishment of an integral five-year study programme On October 1, 1979 the study programme was constituted. Nevertheless, the

toga Studija. Do toga je došlo tek 1983. godine kada je raspisan natječaj za 17 nastavnika u dopunskom radu za potrebe dislociranoga Medicinskoga studija u Splitu. Studenti koji su upisali Studij 1979. upisuju petu godinu akademske godine 1983./1984.

Te se godine pojavila potreba za održavanjem nastave iz otorinolaringologije u Splitu. Budući da u Splitu nije bilo izabranih nastavnika, dolazili su nastavnici iz Zagreba. Te je godine na petoj godini Studija bilo 30 studenata. Nastavu su vodila dvojica nastavnika iz Zagreba, i to Mihovil Pansini i prof. dr. Franjo Kosoković, a vježbe su vodili liječnici iz KB Firule: prim. Duje Barač, dr. Ivo Glunčić, prim. Lenko Ivanišević, prim. Arsen Markičević i dr. Stjepan Petric te iz DZ-a prim. Ivan Tičinović. Prof. dr. Franjo Kosoković ispitao je 14 studenata. Iste godine na Medicinski studij u Splitu upisalo se 64 studenata.

Akademske godine 1984./1985. iz Zagreba dolaze prof. dr. Željko Poljak, prof. dr. Boris Pegan i prof. dr. Franjo Kosoković, koji održavaju nastavu i ispite, a kolege iz Splita vježbe. Uz kolege koji su održavali vježbe prethodne godine uključuju se i prim. Bogdan Šimunić, dr. Juraj Matulić i dr. Mladen Puharić. Ukupno je bilo 25 sati predavanja i 50 sati vježba.

Akademske godine 1985./1986. iz Zagreba dolaze prof. dr. Miroslav Orešković, prof. dr. Boris Pegan, prof. dr. Radovan Subotić te docenti Nikola Šprem i Stjepan Simović. Te je godine ispitano 57 studenata. Oni koji nisu bili ispitani u Splitu, odlazili su u Zagreb. Broj splitskih kolega koji su održavali vježbe povećao se za kolegicu dr. Đurđu Dovžak-Kokić.

Što se otorinolaringologije tiče, prijelomna je godina 1986./1987. jer je te godine dr. sc. Ivan Tičinović izabran za predavača, a mr. sc. Goran Račić za znanstvenoga asistenta Medicinskoga fakulteta u Zagrebu za potrebe Studija u Splitu. Te godine dr. Tičinović i kolege iz Splita drže sva predavanja i vježbe, a dr. Tičinović i ispite. Kolege iz Zagreba dolaze na uvodna predavanja, eventualno održavaju ispite ako ima kandidata. Iste godine na petoj godini Studija ima 79 studenata, podijeljenih u 10 vježbovnih skupina. Vježbe se održavaju u DZ-u iz audiologije (dr. Tičinović), KB-u Firule (dr. Barač, dr. Glunčić, dr. Ivanišević, dr. Dovžak-Kokić, dr. Markičević, dr. Matulić, dr. Petric i dr. Puharić) i tadašnjoj Vojnoj bolnici (dr. Račić). Akademske godine 1987./1988. ima 70 upisanih studenata pete godine Studija. Nastavu vodi dr. Tičinović, a u vježbe se uključuje i dr. Šestanović. Akademske godine 1988./1989. nastavu preuzima prim. dr. Barač jer dr.

conditions needed to support a complete integral five-year study program were not completely met until 1983, when the vacancies for more than 17 teaching assistant positions were announced, aiming to cover the needs of the dislocated study programme of Medicine in Split. The students enrolled in 1979 were enrolled in the fifth study year in the academic year 1983/84.

That same year, the need for teaching otorhinolaryngology in Split arose. As there were no elected teachers in Split, professors from Zagreb held the classes. There were 30 students enrolled in the 5th study year. The teaching was carried out by two Professors from Zagreb – Prof Mihovil Pansini, MD, PhD and Prof Franjo Kosoković, MD, PhD while the practical classes were held by medical doctors from the Clinical Hospital Centre Firule: Prim Duje Barač, MD, Ivo Glunčić, MD, Prim Lenko Ivanišević, MD, Prim Arsen Markičević, MD, and Stjepan Petric, MD and Prim Ivan Tičinović, MD. Prof Franjo Kosoković, PhD examined 14 students. That same year 64 students enrolled in the School of Medicine in Split.

During academic year 1984/1985 Prof Željko Poljak, MD, PhD, Prof Boris Pegan, MD, PhD, and Prof Franjo Kosoković, MD, PhD, from Zagreb School of Medicine were teaching and holding exams, whilst their colleagues from Split held practical classes. Prim Bogdan Šimunić, MD, Juraj Matulić, MD and Mladen Puharić, MD also joined their colleagues in delivering practical classes. In total, 25 hours of lectures and 50 hours of practical classes were held. In the academic year 1985/86 Prof Miroslav Orešković, MD, PhD, Prof Boris Pegan, MD, PhD, Prof Radovan Subotić, MD, PhD, as well as Assistants Nikola Šprem and Stjepan Simović from Zagreb were holding classes. That same year, 57 students were examined. Those who were not examined in Split attended exams in Zagreb. The doctors of Medicine from Split who held practical classes were joined by one colleague – Đurđa Dovžak-Kokić, MD.

A breakthrough in otorhinolaryngology happened in 1986/87, when Ivan Tičinović, MD, was appointed as a lecturer, and Goran Račić, MD, MSc a Scientific Assistant at the School of Medicine in Zagreb to cover the needs of the study programme in Split. That same year, I. Tičinović, MD and his colleagues from Split held all the lectures and practical classes, and he was also in charge of the students' exams. The colleagues from Zagreb carried out the introductory lectures and sometimes held exams if there were any candidates. That same year, 79 students were enrolled in the fifth study year, they were divided into 10 practice groups. The exercises

Nastavno osoblje Katedre / *Teaching Staff of the Department:*
doc. dr. sc. Draško Cikojević, doc. dr. sc. Mirko Kontić, doc. dr. sc. Marisa Klančnik i doc. dr. sc. Nikola Kolja Poljak

sc. Tičinović odlazi u mirovinu. Dr. Barač u svojstvu predavača vodi nastavu i ispituje studente idućih pet godina. Nastava iz otorinolaringologije i dalje je organizirana kao blok-nastava od ukupno 75 sati predavanja, seminara i vježba. Nastavu sluša 42 studenata. Nastavna godine 1989./1990. i 1990./1991. nastavu pohađa 48, odnosno 42 studenata. Tih godina uvodna predavanja održava prof. Vlado Petric s Klinike za otorinolaringologiju Sestre milosrdnice. Vježbe drže isti liječnici iz dviju splitskih bolnica s prosječnim brojem od sedmero studenata u skupini.

Osnivanje Katedre

Potkraj akademske godine 1990./1991. Fakultetsko Vijeće donosi odluku da vježbe i nastavu moraju voditi liječnici sa znanstvenim stupnjem, tako akademske godine 1991./1992. uz primarijusa Barača u svojstvu voditelja i predavača, nastavu i vježbe vode kolegice i kolege magistri medicinskih znanosti: dr. Glunčić, dr. Dovžak-Kokić, dr. Račić, dr. Šestanović. Iste godine nastavu pohađa 31 student.

Akademska godina 1993./1994. bila je posljednja godina prim. Duje Barača u svojstvu predavača i voditelja nastave. Premda je on na vrijeme objavio svoje povlačenje po isteku petogodišnjega mandata, Katedra nije pokrenula izbor za novoga predavača, stoga akademske godine 1994./1995. nema izabranoga predavača, ali nastava i vježbe održavaju

were held in the State Institute for audiology (I. Tičinović, MD), the University Hospital of Split (Barač, MD, Glunčić, MD, Ivanišević, MD, Dovžak – Kokić, MD, Markičević, MD, Matulić, MD, Petrić MD and Puharić, MD) and the ex - Military hospital (Račić, MD). In the academic year 1988/89 Tičinović, MD, took over the teaching, and Šestanović, MD, started to hold practical classes. In the academic year 1988/89 Prim Barač, MD, took over the teaching because Tičinović, MD, PhD, retired. Barač, MD, as a lecturer was the course coordinator and was examining the students in the next 5 years. The teaching of the Otorhinolaryngology course continued to be performed as a double-hour lecture, with a total of 75 hours of lecture, seminars and practical classes. The classes were attended by 42 students. In the academic year 1989/1990 48 students attended the classes, while in 1990/1991 there were 42 students. During those academic years, the introductory lectures were held by Prof Vlado Petric from the Otorhinolaryngology Clinic of the Hospital "Sestre milosrdnice" in Zagreb. The practical classes were led by the same doctors from the two hospitals in Split and the average number of students per practical group was 7.

Establishment of the Department

At the end of academic year 1990/1991 the Faculty Council decided that practical classes and lectures must be held by medical doctors with a scientific degree, thus in academic

se redovito. Medicinski fakultet u Zagrebu na poticaj Katedre za otorinolaringologiju u srpnju 1995. raspisuje natječaj za mjesto docenta, za potrebe Medicinskoga studija u Splitu. Na natječaj se javi i bude izabran dr. sc. Goran Račić u svibnju 1996. Tu godinu možemo smatrati početkom samostalnoga djelovanja Katedre, ali još uvijek u okviru Medicinskoga fakulteta u Zagrebu.

Doc. dr. sc. Goran Račić vodi Katedru i održava ispite. Važno je spomenuti da je u međuvremenu 1993. došlo do integracije dvaju ORL odjela te se vježbe održavaju samo na ORL odjelu KB-a Split, lokalitetu Firule. Predavanja i vježbe održavaju iste kolege sa znanstvenim stupnjem. U međuvremenu stupanj doktora medicinskih znanosti stječu dr. Ivo Glunčić i dr. Ante Šestanović.

Važan je datum Medicinskoga studija u Splitu 1. listopada 1997. Te godine mijenja se ime u Medicinski fakultet Sveučilišta u Splitu. Dolazi do reorganizacije katedara našega Fakulteta. Otorinolaringologija postaje potpredmet, skupa s oftalmologijom i maksilofacijalnom kirurgijom, Katedre za bolesti glave i vrata. Voditelj Katedre izmjenjuje se svake dvije godine. Katedru izmjenično vode prof. dr. sc. Ivanišević (oftalmolog) i prof. dr. sc. Račić (otorinolaringolog). Godine 2000. dr. Glunčić bude izabran za naslovnoga docenta, a 2011. za redovitoga profesora.

Nastava iz otorinolaringologije održava se na samostalnoj Katedri za otorinolaringologiju od akademske godine 2009./2010. Dentalna medicina održava se također od 2009./2010.

Od 2013. godine Katedru vodi doc. dr. sc. Nikola Kolja Poljak.

Medicina na engleskom jeziku održava se od ak. god. 2015./2016. na V. godini.

year 1991/92, besides Prim Barač as a course coordinator and lecturer, teaching and practical classes were held by colleagues with a Master's degree in medical sciences: Glunčić, MD, Dovžak-Kokić, MD, Račić, MD, Šestanović, MD. 31 students attended classes during that academic year.

The academic year 1993/94 was the last year in which Prim Duje Barač was active as a lecturer and Head of Department. Although he announced his retirement at the expiration of his five-year mandate, the Department did not initiate the election of a new lecturer. Consequently, there was no newly elected lecturer in the academic year 1994/1995, but lectures and practical classes were carried out regularly. The School of Medicine in Zagreb, on the incentive of the Otorhinolaryngology Department, initiated an election for the position of Assistant Professor in July 1995, to meet the needs of the School of Medicine in Split. The candidate Goran Račić, MD, PhD was elected in May 1996. This year is considered the founding year of the independent Department of Otorhinolaryngology, although it was still part of the School of Medicine in Zagreb.

Assistant Professor Goran Račić, MD, PhD acted as the Head of the Department and held exams. Another important fact to be mentioned is that in the year 1993 two separate Otorhinolaryngology Departments were integrated so that from thereon the otorhinolaryngology practical classes were performed only at the Otorhinolaryngology Department of the University Hospital of Split, Firule. The lectures and practical classes were held by the same, previously mentioned colleagues with scientific-educational titles.

Meanwhile, Ivo Glunčić, MD and Ante Šestanović, MD were also awarded the PhD degree in Medical Sciences.

Another important date for the study programme of Medicine in Split was October 1, 1997. That year it changed its name to the University in Split School of Medicine. A reorganisation of the Department took place. Otorhinolaryngology became a sub-subject, along with Ophthalmology and Maxillofacial surgery at the Department for Head and Neck Diseases. The head of the Department is changed every two years.

The Department was alternately lead by Prof Ivanišević, MD, PhD (ophthalmologist), and Prof Račić, MD, PhD (otorhinolaryngologyst). In the year 2000, Glunčić, MD, was appointed as Assistant Professor and Full Professor in 2011.

Prostorni radni uvjeti

Početak rada Katedre bio je u prostorima Biskupove palače, a nedugo nakon toga izmješteni smo u zgradi bolnice. Predavanja su se održavala u velikoj predavaonici bolnice, predavaonici PAK-a, ali i u drugim prikladnim prostorima bolnice. Posljednjih godina predavanja se održavaju samo u velikoj predavaonici bolnice. Seminari se održavaju u zgradi bolnice i PAK-a. S obzirom na broj studenata uvjeti su dobri. Postoje dvije seminarske skupine. Vježbe studenata održavaju se u prostorima Klinike, poliklinickim ambulantama i dislociranim ambulantama Klinike (bolnica Križine). Nastoji se formirati veći broj vježbovnih skupina. Na taj način svaki asistent ima do najviše 7 studenata. Radilišta su sljedeća: dva na ulazu u Kliniku u ambulanti za hitan prijam, dva u velikom previjalištu Klinike, dva u prostorima maksilofacijalnoga odsjeka, tri na poliklinikama i na kraju jedno do dva mjesta u audiovestibulološkim ambulantama. Uvjeti rada su dobri. Studenti su vezani za svojega voditelja, ali za trajanja vježba upoznaju i druga radilišta rotacijskim sustavom. Na taj način, osim što se upoznaju i savladaju sve zadane vještine, upoznaju rad u operacijskim dvoranama i audiovestibulološkim laboratorijima.

U nastavi se rabe sva moderna nastavna pomagala, od dijaprojektora, LCD projektora do računalnih prezentacija. Mnoge endoskopske pretrage i operacije te operacije uha mogu promatrati na videostupovima.

Nastavna djelatnost (dodiplomska i poslijediplomska)

Nastava iz otorinolaringologije održava se na V. godini (X. semestar) u obliku blok-nastave. Ukupno je trajanje nastave 75 sati: predavanja 16 sati, seminara 20 sati, vježba 39 sati. Predavanja i seminari obuhvaćaju veći dio gradiva iz otorinolaringologije, a vježbama se nastoji studenta osposobiti da samostalno obavi otorinolaringološki pregled.

Na poslijediplomskom znanstvenom studiju Temeljne i kliničke medicinske znanosti na MF-u u Splitu od akademske godine 2001./2002. održava se izborni predmet Poremećaji spavanja (prof. dr. sc. G. Račić).

Od akademske godine 2003./2004. održava se kolegij Otorinolaringologija na stručnom studiju Sestrinstva pri Medicinskom fakultetu u Splitu. Nastava je na III. godini s 10 sati predavanja. Voditelj je nastave prof. dr. sc. Goran Račić.

Space and Working Conditions

The classes of the Otorhinolaryngology courses have been carried out at the independent Department of Otorhinolaryngology since the academic year of 2009/2010. The lectures take place in the large lecture hall of the hospital, the lecture hall of the Pathological-anatomical complex and also in other appropriate hospital premises. During the last couple of years, the lectures have been being held only in the large lecture hall of the hospital. The seminars take place in the hospital and in the Pathological-anatomical complex. Considering the number of attending students, the teaching conditions are good. There are two seminar groups. The practical classes are conducted in the premises of the Clinic, polyclinics and in the dislocated outpatient clinics (Križine Hospital). We strive to form more practice groups so that each assistant would teach a maximum of 7 students. Two teaching bases are located at the entrance of the Clinic in the emergency admission hall, two in the big bandaging hall of the clinic, two in the premises of the maxillofacial department, three in the premises of the polyclinics and one to two in the audiovestibular premises. The working conditions are good. The students spend most of their time with their supervisor, and also have an opportunity to become familiar with the other wards through a rotation system. In this manner, besides getting to know each other and developing skills, they learn about procedures in operation rooms and audiovestibular laboratories.

During the teaching process, all modern teaching aids such as slide projectors, LCD projectors and PC presentations are used. Many endoscopic examinations and surgeries as well as ear surgeries can be watched on the video walls.

Teaching activities

The otorhinolaryngology lectures are held in the fifth study year (10th semester) and classes are conducted in the block sessions. The total number of teaching hours amounts to 75, divided as follows: 16 hours of lectures, 20 hours of seminars and 39 hours of practical classes. Lectures and seminars cover most of the study material, while the aim of the practical classes is to train the students to independently perform otorhinolaryngological examinations. The elective course "Sleep Disorders" has been conducted since the academic year 2001/2002 (Prof Goran Račić, MD, PhD) as part of the postgraduate study progra"Basic and Clinical Medical Sciences" at the School of Medicine in Split.

Od akademske godine 2003./2004. održavaju se predavanja u Odjelu za stručne studije: studij zdravstva, smjer Sestrinstvo iz predmeta Otorinolaringologija na Sveučilištu u Splitu.

Prema Bolonjskom procesu koji je započeo od akademske godine 2005./2006. nastava iz otorinolaringologije održava se ponovno na samostalnoj Katedri za otorinolaringologiju na V. godini studija Medicine (IX. semestar) od akademske godine 2009./2010., u trajanju od 70 sati, i to predavanja 15 sati, seminari 20 sati te vježbe 35 sati. Nosi 6 ECTS bodova.

Nastavno i suradničko osoblje

Nastavno osoblje

Doc. dr. sc. Nikola Kolja Poljak, dr. med., pročelnik Katedre za otorinolaringologiju, rođen je 1957. u Splitu. Magistarski rad „Epidemiologija strabizma i ambliopija kod djece školske i predškolske dobi na jednom otoku" obranio je 1990. na Medicinskom fakultetu u Zagrebu.

Doktorsku disertaciju „Javno-zdravstveni aspekti i epidemiološke karakteristike karcinoma štitnjače na području Dalmacije" obranio je 2010. na Medicinskom fakultetu u Osijeku. U znanstveno-nastavno zvanje docenta izabran je 2011. na Medicinskom fakultetu u Splitu. Voditelj je nastave iz otorinolaringologije na Medicinskom fakultetu u Splitu od 2013.

Također je član Fakultetskoga Vijeća od 2013., sanacijski upravitelj KBC-a Split od 2013. do 2016. te predstojnik Klinike za bolesti uha, nosa i grla s kirurgijom glave i vrata KBC-a Split od 2014.

Doc. dr. sc. Draško Cikojević, dr. med., prima se na Kliniku za bolesti uha, nosa i grla s kirurgijom glave i vrata KBC-a Split te na Katedru za otorinolaringologiju 2010. iz Opće bolnice Šibenik. Iste je godine izabran u znanstveno-nastavno zvanje docenta na Medicinskom fakultetu u Splitu.

Doc. dr. sc. Marisa Klančnik, dr. med., izabrana je u znanstveno-nastavno zvanje docentice 2012. na Medicinskom fakultetu u Splitu.

Doc. dr. sc. Zaviša Čolović, dr. med., izabran je u znanstveno-nastavno zvanje docenta 2014. na Medicinskom fakultetu u Splitu.

Doc. dr. sc. Petar Drviš, dr. med., prima se na Kliniku za bolesti uha, nosa i grla s kirurgijom glave i vrata KBC-a Split te na Katedru za otorinolaringologiju 2013. iz KBC-a Sestre

Since the academic year 2003/2004, the otorhinolaryngology course is taught at the Professional Study Programme of Nursing at University of Split School of Medicine. It is carried out at the 3rd study year and contains 10 hours of lectures. Pursuant to the Bologna Process which began in the academic year 2005/2006, the otorhinolaryngology course was transferred again to the Department of Otorhinolaryngology, taking place at the fifth study year (9th semester) since the academic year 2009/2010, in duration of 70 hours, divided into 15 hours of lectures, 20 hours of seminars and 35 hours of practical classes. The course carries 6 ECTS credits.

Teachers and Associates

Teachers

Assistant professor Nikola Kolja Poljak, MD, PhD, Head of the Department of Otorhinolaryngology, was born in 1957 in Split. He defended his graduate thesis "Epidemiology of Strabismus and Ambliopya on Children of School Age and Preschool Age on One Particular Island" /Epidemiologija strabizma i ambliopija kod djece školske i predškolske dobi na jednom otoku/ in 1990 at the School of Medicine in Zagreb. He defended his Doctoral thesis "Public Health Aspects and Epidemiologic Characteristics of Thyroid Carcinoma in the Region of Dalmatia" /Javno-zdravstveni aspekti i epidemiološke karakteristike karcinoma štitnjače na području Dlamcije/ in 2010, at the School of Medicine in Osijek. He was elected in the scientific-teaching title of Assistant Professor in 2011 at the School of Medicine in Split. He has been an Otorhinolaryngology course coordinator at the School of Medicine in Split and member of the Faculty Council since 2013. He was a remediation manager of the University Hospital of Split from 2013 to 2016, and has been a Head of the Clinic for Ear, Nose and Throat Diseases with Head and Neck Surgery at the Clinical Hospital Centre Split since 2014. Assist Prof Draško Cikojević, MD, PhD, started to work at the Clinic for Ear, Nose and Throat Diseases with Head and Neck Surgery of the University Hospital of Split as well as at the Department of Otorhinolaryngology in 2013, and was elected into the scientific-teaching position of Assistant Professor in 2014, at the School of Medicine in Split. He had been previously employed at the Clinical Hospital "Sisters of Mercy" in Zagreb. Assist Prof Mirko Kontić, MD, PhD, was elected to the scientific-teaching position of Assist Prof in 2016, at the School of Medicine in Split.

milosrdnice te je izabran u znanstveno-nastavno zvanje docenta 2014. na Medicinskom fakultetu u Splitu.

Doc. dr. sc. Mirko Kontić, dr. med., izabran je u znanstveno-nastavno zvanje docenta 2016. na Medicinskom fakultetu u Splitu.

Suradničko osoblje

- Dr. sc. Robert Tafra, dr. med.
- Jadranka Vela-Ljubić, dr. med.

Prethodni voditelji nastave

- Prof. dr. sc. Goran Račić, voditelj Katedre od 1996. do 2013.

Stručna i znanstvena djelatnost

Projekti Katedre

Opstrukcijska sleep apnea-dijagnostika i kirurška terapija, 2002. – 2005. – Ministarstvo znanosti obrazovanja i športa - TP 0216-006. Glavni istraživač. Poremećaji disanja tijekom spavanja – uloga gornjih dišnih putova, 2008. – 2011. Ministarstvo znanosti obrazovanja i športa 216-000000-3423.

Stručni i znanstveni skupovi
Organizirala Katedra:

1. Klinički problem začepljenog nosa, Split 2007.
2. Tumori kože glave i vrata, Split 2007.
3. Suvremeni pristup infekcijama gornjih dišnih putova, Split, 2007.
4. Upale uha, Split, 2008.
5. Grlobolja, Solin, 2009.
6. Hitna stanja u ORL, Split, 2010.
7. Poremećaji disanja tijekom spavanja, Split, 2011.
8. Poremećaji sluha i ravnoteže, Split, 2012.
9. Plastično-rekonstruktivna kirurgija glave i vrata, Split, 2013.
10. Akutna stanja u otologiji, Split, 2014.
11. Bolesti žlijezda slinovnica, Split, 2015.

Aktivno sudjelovanje na kongresima
Međunarodni:

1. 6th European Congress of ORL&HNS. Beč, 2007.
2. 22nd Congress of ERS&ISIAN Meeting. Kreta, 2008.
3. EAACI. Barcelona, 2008.

Nacionalni:

1. V. Kongres hrvatskog društva za otorinolaringologiju i cervikofacijalnu kirurgiju, Osijek 2007.

Associates

- Robert Tafra, MD, PhD
- Jadranka Vela-Ljubić, MD

Previous course coordinators

- Prof Goran Račić, MD, PhD, Head of the Department from 1996 to 2013

Professional and scientific activities

Projects of the Department

Obstructive sleep apnoea diagnostics and surgical therapy, 2002-2005 - Ministry of Science, Education and Sport– TP 0216-006. Head researcher

Breathing disorders during sleep – role of the upper breath ways, 2008-2011. - Ministry of Science, Education and Sport – 216-000000-3423

Professional and scientific meetings
Organized by the Department:

1. Clinical problems of the stuffed nose, Split 2007
2. Tumours of the skin of the head and neck, Split 2007
3. Contemporary approach to infections of the upper breath ways, Split 2007
4. Inflammations of the ear, Split 2008
5. Throat pain, Solin 2009
6. Emergency states in otorhinolaryngology, Split, 2010
7. Breathing disorders during sleep, Split, 2011
8. Disorders of hearing and balance, Split 2012
9. Plastic and reconstructive surgery of the head and the neck, Split 2013
10. Acute states in Otology, Split 2014
11. Diseases of the salivary glands, Split, 2015

Active participation at congresses:
International:

1. 6th European Congress of ORL&HNS. Vienna, 2007
2. 22nd Congress of ERS&ISIAN Meeting. Crete, 2008
3. EAACI. Barcelona, 2008

National:

1. Fifth congress of the Croatian society for otorhinolaryngology and cervicofacial surgery, Osijek 2007
2. Seventh congress of the Croatian society for otorhinolaryngology and head and neck surgery with international participation, Bol 2011

2. 7. Kongres Hrvatskog društva za otorinolaringologiju i kirurgiju glave i vrata s međunarodnim sudjelovanjem, Bol, 2011.

Doktorirali (2007. – 2016.) / *Defence of doctoral and master's theses (2007-2016)*

Klančnik M. Kontaktna endoskopija u prevenciji raka grla / *Contact endoscopy in the prevention of throat carcinoma*. Split: Medicinski fakultet, 2010.

Drviš P. Analiza parametara vestibulokohlearne disfunkcije / *Analysis of the parameters vestibulocochlear dysfunctions*. Zagreb: Stomatološki fakultet, 2010.

Čolović Z. Izražajnost i povezanost matriks metaloproteinaze-9 i e-cadherina u pločastom karcinomu grkljana / *Expression and Connection of the Matrix of Metaloproteinasis-9 and e-cadherin in plate-formed throat carcinoma*. Split: Medicinski fakultet, 2013.

Tafra R. Izražaj regulatora stanične proliferacije, rasta i stanične smrti tijekom razvoja osjetnih područja unutarnjeg uha čovjeka / *Expression of the Regulator of Cell Proliferation, Growth and Cell Death during the development of sensory areas of the inner ear of the human*. Split: Medicinski fakultet, 2014.

Kontić M. Utjecaj infekcije humanim papilloma virusom i izražajnosti epidermalnog faktora rasta (EGF-A) u pločastom karcinomu grkljana / *Influence of the infection with human papilloma virus and expression of the epidermal factor of growth (EGF-A) in the plate-formed larynx carcinoma*. Split: Medicinski fakultet, 2015.

Plan razvoja (kadrovi, nastava, znanstveni rad)

Raditi na edukaciji i znanstvenom napredovanju članova Katedre. Primiti još dvoje asistenata sa završenim poslijediplomskim studijem te raditi na njihovu stjecanju stupnja doktora znanosti.

Primjena Bolonjskoga procesa i definiranje te primjena znanja i vještina po novom planu i programu. Uvođenje novih vježba te promjena strukture seminara interaktivnim programima.

Uz prihvaćene, prijaviti i nove znanstvene projekte s mogućnošću uključivanja znanstvenih novaka.

Redovito održavanje tečajeva I. i II. kategorije barem jednom godišnje uz obvezne radionice.

Daljnji rad na publiciranju radova te aktivno sudjelovanje na domaćim i stranim kongresima i seminarima.

Development plan

The aim is further education and scientific progress of the department's teaching staff, employment of two or more assistants with completed postgraduate education and work on their doctoral theses (PhD), application of the Bologna Process and definition and application of knowledge and skills pursuant to the new curriculum. Introduction of new exercises and changes in the structure of seminars with more interactive elements.

Application for new scientific projects with possibility of engaging research fellows is also planned.

Further objectives include running courses of categories I and II at least once a year, along with mandatory workshops, as well as continuous work on publishing research papers and active participation in domestic and foreign conferences and seminars.

Publikacije objavljene u časopisima indeksiranima u bazi Current Contents (1997. – 2016.)

Publications in journals indexed in Current Contents database during the period 1997-2016

Potpuni popis publikacija (36) nalazi se u elektroničkom obliku.

The complete list of publications (36) is enclosed in the digital format.

Literatura / *References*

1. Janković S, Boban M, ur. Medicinski fakultet: 1997. – 2007. Split: Medicinski fakultet Sveučilišta u Splitu; 2007.
2. Kraljević Lj. Razvoj medicinskog studija u Dalmaciji. Split: Zbor liječnika Hrvatske, osnovna organizacija Split; 1984.
3. Uglešić B. 190 godina splitske bolnice. Split: Opća bolnica u Splitu; 1984, 112-4.
4. Marušić M. Medicinski fakultet u Splitu u dekanskom mandatnom razdoblju 2009. – 2011. Split: Medicinski fakultet Sveučilišta u Splitu; 2011.

KATEDRA ZA OFTALMOLOGIJU
DEPARTMENT OF OPHTHALMOLOGY

Prof. dr. sc. Milan Ivanišević / Prof Milan Ivanišević, MD, PhD
Pročelnik Katedre / Head of Department

Povijesni osvrt

U pripremama za osnivanje Medicinskoga studija u Splitu Skupština općine Split 1971. godine bira radnu grupu, među kojima i prof. dr. sc. Dinka Šakića (1904. – 1973.), šefa Odjela za očne bolesti u Splitu, da izradi elaborat o mogućnosti realizacije Medicinskoga studija u Splitu.

Medicinski studij u Splitu kao dislocirani studij Medicinskoga fakulteta u Zagrebu za studente V. godine svečano je otvoren 31. 10. 1975. godine.

Od ak. god. 1975./1976. Odjel za očne bolesti sudjeluje u dodiplomskoj nastavi iz kolegija Oftalmologija na V. godini Medicinskoga studija u Splitu Medicinskoga fakulteta u Zagrebu. Tako Odjel za očne bolesti na čelu s prof. dr. sc. Petrom Zlatarom preuzima kompletnu nastavu iz oftalmologije.

Stjecanje naziva Klinike za očne bolesti (18. 12. 1986.) stimulativno je utjecalo na sve stručno-znanstvene trendove, što je omogućilo još bolji medicinski tretman bolesnika i još intenzivniji znanstvenoistraživački rad.

Obavljaju se svi oblici dodiplomske nastave za studente Medicinskoga fakulteta iz područja oftalmologije. Već 1985./1986. djeluje troje izabranih nastavnika, jedan profesor – prof. dr.

History of the Department

In preparation for the establishment of the School of Medicine in Split, the Assembly of Split Municipality had chosen a working group, among them was Prof Dinko Šakić, MD, PhD (1904-1973) Head of Eye Department in Split, to do a feasibility study on establishing of the School of Medicine in Split.

School of Medicine in Split as a dislocated study of the University in Zagreb School of Medicine was officially opened for students of 5th year on 31st of October 1975.

From the academic year 1975/1976 the Eye Department has been conducting ophthalmology course for students of the 5th year of Medical studies in Split – University in Zagreb School of Medicine. The Eye Department in Split has carried out the complete course in Ophthalmology.

Acquiring the title of the Eye Clinic on December 18, 1986, encouraged all professional and scientific trends which enabled better medical treatment of patients and more intense scientific and research work.

All forms of undergraduate education for students in the field of ophthalmology were given. In 1985/1986 three teachers were elected: Prof Petar Zlatar, MD, PhD, and two Assist

sc. Petar Zlatar, i dvoje docenata – doc. dr. sc. Vjera Štambuk i doc. dr. sc. Rikard Stanić, te dvoje suradnika u nastavi – prim. dr. sc. Sanja Krstulović i prim. dr. Miljenko Ozretić. Godine 1986. u nastavu se uključuje mr. sc. dr. Ksenija Karaman-Kraljević, a mr. sc. dr. Milan Ivanišević nastavu održava od ak. god. 1988./1989.

Voditelji nastave iz oftalmologije bili su prof. dr. Petar Zlatar od 1975., doc. dr. sc. Vjera Štambuk od 1986., izv. prof. dr. sc. Rikard Stanić od 1994., a 1998. na tu je dužnost izabran prof. dr. sc. Milan Ivanišević.

Važan je datum Područnoga studija medicine u Splitu 26. ožujka 1997. godine kada on mijenja ime u Medicinski fakultet Sveučilišta u Splitu.

Od 1. listopada 1997. došlo je do reorganizacije katedara našega Fakulteta, tako je Katedra za oftalmologiju postala dio Katedre za bolesti glave i vrata koju su, uz oftalmologiju, činile otorinolaringologija i maksilofacijalna kirurgija sa stomatologijom. Mandat pročelnika Katedre bio je dvije godine naizmjenično s voditeljem nastave iz ORL-a.

Ocjene nastave, kako pojedinih nastavnika tako i Katedre uopće, od strane studenata i Povjerenstva za nastavu kontinuirano su visoke. Tako je u ak. god. 2004./2005. Katedra za bolesti glave i vrata procijenjena kao druga po uspješnosti i za to joj je dodijeljeno priznanje u prigodi Dana Fakulteta 24. ožujka 2006.

Prostorni i radni uvjeti

Predavanja se najčešće održavaju u Velikoj predavaonici KBC-a Split na lokalitetu Firule, a seminari na Klinici za očne bolesti i na Patološko-anatomskom kompleksu. Vježbe se odvijaju na stacionarnom dijelu Klinike u bolesničkim sobama, previjalištima, tamnim sobama za detaljan pregled bolesnika, operacijskim dvoranama te općim i subspecijalističkim oftalmološkim ambulantama.

U nastavi se rabe sva nastavna pomagala kao multimedijski-digitalni projektori, dijaprojektori, grafoskopi, računalne videoprezentacije, posteri, modeli te se primjenjuju suvremene nastavne metode poput održavanja posebnih kliničkih vježba s demonstracijom rada na laserima i u operacijskim dvoranama.

Professors – Vjera Štambuk, MD, PhD, and Rikard Stanić, MD, PhD and two associates – Prim Sanja Krstulović, MD, PhD, and Prim Miljenko Ozretić, MD. Ksenija Karaman-Kraljević, MD, MSc, was included in the teaching process in 1986, and Milan Ivanišević, MD, MSc in the academic year 1988/1989.

Coordinators of the Ophthalmology course were Prof Petar Zlatar, MD, PhD since 1975, and Assist Prof Vjera Štambuk, MD, PhD since 1986, Assoc Prof Rikard Stanić, MD, PhD since 1994, and since1998 Prof Milan Ivanišević, MD, PhD.

Very important date for dislocated Medical studies in Split was March 26, 1997, when the name was changed into University of Split School of Medicine.

From October 1, 1997, there was a reorganization of Departments at our School, and Department of Ophthalmology became part of Department for Diseases of Head and Neck, together with Otorhinolaryngology and Maxillofacial Surgery with stomatology (dental medicine). The mandate of Department lasted for two years (two years for ophthalmology and two for otorhinolaryngology).

Grades for classes, including teachers and the Department in general, graded by students and

Committee for education are continuously very high. In the academic year 2004/2005 the Department for Diseases of Head and Neck was the second best and got an award on 24th of March on the occasion of the Day of School of Medicine Split.

Space and working conditions

Classes are carried out at the large lecture hall of the University Hospital of Split at the location of Firule, and seminars at the Department of Ophthalmology and Pathological-anatomical complex. Exercises take place at the Eye Clinic in patients' rooms, nursing stations, dark rooms for detailed eye examinations, operating rooms, general and subspecialist ophthalmology out-patients clinics.

Teaching tools such as multimedia digital projectors, slide projectors, overhead projectors, computer video presentations, posters, and models are used, and also modern teaching methods, such as special clinical exercises demonstrating work with laser and in operating rooms.

Nastavno i suradničko osoblje Katedre / *Teaching and Associate Staff of the Department:*
dr. sc. Mladen Lešin, dr. sc. Ivna Pleština-Borjan, doc. dr. sc. Dobrila Karlica Utrobičić, doc. dr. sc. Ljubo Znaor, izv. prof. dr. sc. Kajo Bućan, prof. dr. sc. Milan Ivanišević i doc. dr. sc. Veljko Rogošić

Tamna soba sa špalt-lampom, oftalmoskopom, optotipom / *Dark room with slit lamp, ophthalmoscope, optotype*

Nastavna djelatnost (dodiplomska i poslijediplomska)

Prema Bolonjskom procesu od ak. god. 2009./2010. nastava iz oftalmologije održava se ponovno na samostalnoj Katedri za oftalmologiju na V. godini studija Medicine u X. semestru u obliku turnusa. Nastava iznosi 4 ECTS boda s ukupno 340 norma-sati. Predavači su svi nastavnici Katedre, a nastavu uglavnom drže iz svojega djelokruga rada u oftalmologiji.

Akademske godine 2016./2017. na Katedri djeluje jedan redoviti profesor u trajnom zvanju – prof. dr. sc. Milan Ivanišević, jedan izvanredni profesor – izv. prof. dr. sc. Kajo Bućan, četvero docenata – doc. dr. sc. Veljko Rogošić, doc. dr. sc. Davor Galetović, doc. dr. sc. Dobrila Karlica Utrobičić i doc. dr. sc. Ljubo Znaor, te dvoje poslijedoktoranada – prim. dr. sc. Mladen Lešin i prim. dr. sc. Ivna Pleština-Borjan.

Cilj je i zadatak nastave iz oftalmologije usvajanje teorijskoga i praktičnoga znanja iz kliničke oftalmologije. Nastava obuhvaća osnovne pojmove anatomije, fiziologije, refrakcije oka, dijagnostiku, patologiju, terapiju i profilaksu očnih bolesti te traume oka.

Vještine student stječe tijekom održavanja vježba na stacionarnom dijelu i ambulantama Klinike. Ispit iz oftalmologije polaže se nakon završenoga turnusa. Obvezna literatura za studente medicine sveučilišni je udžbenik koji su napisali nastavnici Katedre – Ivanišević M. i sur., Oftalmologija, za studente medicine, Split: Medicinski fakultet Sveučilišta u Splitu, 2015.

Nastava iz oftalmologije na stručnom studiju Sestrinstva održava se pri Medicinskom fakultetu Split na III. godini (V. semestar) na predmetu Klinička medicina III (Kirurgija, Ginekologija i porodništvo, Oftalmologija, Otorinolaringologija, ukupno 4 ECTS boda) od ak. god. 2003./2004. sa satnicom od 25 sati.

Od 2012./2013. sestrinstvo se predaje na predmetu Oftalmologija na Sveučilišnom odjelu zdravstvenih studija (OZS) sa satnicom od 26 sati nastave (9 sati predavanja, 9 sati seminara i 8 sati kliničkih vježba) te 24 sata rad s mentorom. Nastava iznosi 2 ECTS boda. Literatura je Ivanišević M. i sur., Očne bolesti, udžbenik oftalmologije za medicinske sestre, Split: Medicinski fakultet Sveučilišta u Splitu, 2011.

Primaljstvo kao izborni predmet na kolegiju Oftalmologija na III. godini Odjela zdravstvenih studija (OZS) Sveučilišta u

Teaching activities (undergraduate and postgraduate)

According to Bologna process, since the academic year 2009/2010 Ophthalmology classes have been conducted at the independent Department of Ophthalmology for students of the 5th year of Medicine in the 10th semester in block sessions. Classes are allocated 4 ECTS credits with total of 340 teaching hours. All lecturers are from Department of Ophthalmology Split, and they conduct classes from their own ophthalmology field.

In the academic year 2016/2017 in the Department there were Tenured Full Prof Milan Ivanišević, Assoc Prof Kajo Bućan, four Assist Professors Veljko Rogošić, Davor Galetović, Dobrila Karlica Utrobičić and Ljubo Znaor and two Postdoctoral Fellows Mladen Lešin and Ivna Pleština-Borjan.

The aim and purpose of Ophthalmology course is to acquire theoretical and practical knowledge from clinical ophthalmology. Classes include basic anatomy terms, physiology, refraction of the eye, diagnosis, pathology, therapy and prophylaxis of eye diseases and eye traumas.

Students acquire skills during exercises in clinical department and outpatient department.

The exam is taken after the block session is completed. Required literature for medical students is the university textbook written by the Department teachers – Ivanišević M. et al. "Oftalmologija, za studente medicine". Split: Medicinski fakultet Sveučilišta u Splitu, 2015.

Ophthalmology classes for Professional study program in Nursing were conducted at the School of Medicine Split during 3rd year (5th semester) within Clinical medicine III course (Surgery, Gynaecology and Obstetrics, Ophthalmology, Otorhinolaryngology, with 4 ECTC credits) since the academic year 2003/204 with total of 25 teaching hours.

Since 2012/2013 Ophthalmology is taught at the University Department of Health Studies in the university study program of Nursing with 26 teaching hours (9 hours of lectures, 9 of seminars and 8 of clinical exercises) and 24 teaching hours with a mentor. Classes are worth 2 ECTS credits.

Literature used is Ivanišević M. et al. "Očne bolesti, udžbenik oftalmologije za medicinske sestre". Split: University of Split School of Medicine, 2011.

Splitu održava se od ak. god. 2013./2014. (VI. semestar) sa satnicom od 26 sati (10 sati predavanja, 8 sati seminara i 8 sati kliničkih vježba). Nastava iznosi 2 ECTS boda.

Dentalna medicina održava se od ak. god. 2009./2010. na III. godini (V. semestar) sa satnicom od 20 sati (7 sati predavanja, 7 sati seminara, 6 sati vježba). Nastava nosi 1 ECTS bod.

Medicina na engleskom jeziku održava se od ak. god. 2015./2016. na V. godini studija (X. semestar) sa satnicom od 65 sati. Nastava nosi 4 ECTS boda. Obvezna je literatura Lang G., Ophthalmology. A pocket textbook atlas. 2nd ed. Stuttgart: Thieme, 2007., a dopunska Riordan-Eva P, Cunningham E. Vaughan and Asbury's General Ophthalmology. 18th ed. New York: Lange Medical Books, 2011.

Početkom ak. god. 2015./2016. Katedra za oftalmologiju izradila je ishode učenja, tj. popis znanja i vještina iz oftalmologije koje studenti trebaju usvojiti. Dopunjene su i kompletirane sve baze pitanja za ispite iz oftalmologije koji se održavaju na Medicinskom fakultetu.

Godine 2016. osuvremenjena je mrežna stranica Katedre.

Na poslijediplomskom doktorskom studiju Klinička medicina utemeljena na dokazima na Medicinskom fakultetu u Splitu sljedeći su izborni predmeti na 2. godini studija: „Neurooftalmologija utemeljena na dokazima" (voditelj prof. dr. sc. L. Bojić; 10 sati, 1,5 ECTS bod) i „Retinopatije" (voditelj prof. dr. sc. M. Ivanišević; 10 sati, 1,5 ECTS bod).

Godine 2005. i 2006. održava se poslijediplomski tečaj stalnoga medicinskog usavršavanja I. kategorije Ultrazvuk u kliničkoj praksi „Ultrasonografija oka" (voditelji tečaja: prof. dr. sc. M. Ivanišević, dr. I. Žuljan i sur.) te tečajevi individualnoga usavršavanja „Ultrazvučna dijagnostika oka i orbite" 2008. i 2009. Godine 2016. prijavljen je tečaj TMU I. kategorije s međunarodnim sudjelovanjem „Suvremene spoznaje i smjernice u dijagnostici i liječenju senilne makularne degeneracije" (voditelji prof. K. Bućan, dr. sc. I. Pleština-Borjan).

Održani su izborni predmeti, koji nose 2 ECTS boda, „Katarakta" za studente V. godine Medicinskoga fakulteta 2009./2010., a za studente Medicine (V. godina) i Dentalne medicine (III. godina) 2010./2011. te 2012./2013. (voditelj: izv. prof. dr. sc. K. Bućan; 32 sata), „Dijabetična retinopatija" za studente Medicine (V. godina) 2010./2011. (voditelj: doc. dr. sc. D. Galetović; 27 sati) i „Neurooftalmologija" za studente Medicine

Ophthalmology as an elective course on 3rd year of Midwifery at the University Department of Health Studies Split has been conducted since the academic year 2013/2014 (6th semester) with the norm of 26 teaching hours (10 hours of lectures, 8 of seminars and 8 of clinical exercises). It is worth 2 ECTS credits.

Ophthalmology has been conducted since 2009/2010 on 3rd year (5th semester) of Dental Medicine studies with the norm of 20 teaching hours (7 lectures, 7 seminars, 6 exercises). Classes are worth 1 ECTS credit.

Ophthalmology course at the Medical Studies in English started in academic year 2015/2016 on 5th year of studies (10th semester) with the norm of 65 teaching hours. Classes are worth 4 ECTS credits. Required literature is Lang G. Ophthalmology. A pocket textbook atlas. 2nd ed. Stuttgart: Thieme, 2007, and additional literature is Riordan-Eva P, Cunningham E. Vaughan and Asbury's General Ophthalmology. 18th ed. New York: Lange Medical Books, 2011.

At the beginning of academic year 2015/2016 Ophthalmology Department made a Catalogue of knowledge and skills which students should acquire. Exam questions have been completed and updated. In 2016 the web page of the Ophthalmology Department was modernised.

On the PhD study program "Evidence based clinical medicine" Split, School of Medicine, following elective courses are offered on 2nd year: "Evidence-based Neuro-ophthalmology" (course coordinator Prof Lovro Bojić, MD, PhD; 10 teaching hours, 1,5 ECTS credits), "Retinopathies" (course coordinator Prof Milan Ivanišević, MD, PhD; 10 teaching hours, 1,5 ECTS credits).

In 2005 and 2006, postgraduate course of continuing medical education of the first category took place, Ultrasound in clinical practice "Ocular ultrasonography" (course coordinators Prof Milan Ivanišević, MD, PhD, and Igor Žuljan, MD and associates) and individual development course "Ultrasound of the eye and orbit" in 2008 and 2009. In 2016, a CME course of the first category with international participation "Modern understanding and guidelines in treatment of age-related macular degeneration" was conducted (course coordinators Prof K. Bućan, MD, PhD and I. Pleština-Borjan, MD, PhD).

In 2009/2010 elective courses which carry 2 ECTS credits were conducted "Cataract" for the 5th year students of

(V. godina) 2013./2014. (voditelj: prof. dr. sc. L. Bojić; 29 sati) i 2015./2016. (voditelj: doc. dr. sc. Lj. Znaor).

Članovi su Fakultetskoga vijeća prof. Ivanišević od 1997., prof. Bojić 2001. – 2005. i 2009. – 2014, izv. prof. Karaman 2013. – 2015.

Nastavnici Katedre bili su u brojnim fakultetskim povjerenstvima od 1997. do 2017. godine: Povjerenstvo za kadrove, Povjerenstvo za izdavačku djelatnost, Povjerenstvo za nagrade i priznanja, Povjerenstvo za specijalističke studije (prof. Ivanišević), Povjerenstvo za doktorate (prof. Ivanišević i prof. Bojić), Povjerenstvo za informatiku i telemedicinu (prof. Bojić), Povjerenstvo za nadzor provedbe nastave, Povjerenstvo za stegovne postupke (izv. prof. Karaman), Povjerenstvo za unutarnju prosudbu sustava osiguranja kvalitete (doc. Rogošić).

Prof. Ivanišević glavni je urednik Glasnika Medicinskoga fakulteta (2013. –) i pomoćnik dekana za izdavačku djelatnost (2011. –).

Nastavno i suradničko osoblje

Akademska godina 2016./2017.

Prof. dr. sc. Milan Ivanišević, pročelnik Katedre za oftalmologiju, rođen je 1953. u Splitu. Diplomirao je 1977. na Medicinskom fakultetu Sveučilišta u Zagrebu. Radi na Klinici za očne bolesti OB/KBC-a Split od 1982. Specijalistički ispit iz oftalmologije položio je 1985. na Klinici za očne bolesti KBC-a Rebro u Zagrebu. Doktorsku disertaciju obranio je 1991. na Medicinskom fakultetu u Zagrebu. U nastavi je na Medicinskom fakultetu u Splitu od ak. god. 1988./1989. U znanstveno-nastavno zvanje naslovnoga docenta izabran je 1995. na Medicinskom fakultetu u Zagrebu. Voditelj je nastave iz oftalmologije na Medicinskom fakultetu u Splitu od 1998. Izabran je za izvanrednoga profesora 1999., a redoviti profesor oftalmologije postao je 2003. na Medicinskom fakultetu Sveučilišta u Splitu i Zagrebu. Status redovitoga profesora u trajnom zvanju stekao je 2007. na Medicinskom fakultetu u Splitu. Predstojnik je Klinike za očne bolesti KBC-a Split od 2004. do 2014. Subspecijalist je za stražnji očni segment od 2010. Pomoćnik je dekana za izdavačku djelatnost od 2011. Napisao je 5 knjiga, 3 poglavlja u knjigama i 105 znanstvenih i stručnih radova u časopisima te je održao 145 kongresnih priopćenja.

medicine and in 2010/2011 for the 3rd year students of Dental Medicine and the 5th year students of medicine and also in 2012/2013 (course coordinator Prof K. Bućan, PhD, 32 teaching hours). "Diabetic Retinopathy" for the 5th year students of medicine in 2010/2011 (course coordinator Assist Prof D. Galetović, MD, PhD) and "Neuro-ophthalmology" for the 5th year students of medicine in 2013/2014 (course coordinator Prof L. Bojić, MD, PhD, 29 teaching hours) and in 2015/2016 (course coordinator Assist Prof Lj. Znaor, MD, PhD).

The members of the Faculty council are: Prof Ivanišević since 1997, Prof Bojić 2001-2005, and 2009-2014 and Assoc Prof Karaman 2013-2015.

The Ophthalmology Department teachers have been members in many committees during the period 1997-2017: Human Resources Committee, Publishing committee, Committee for awards and certificates, Committee for Specialist Studies (Prof Ivanišević), The Doctoral Program Committee (Prof Ivanišević and Prof Bojić), Committee for Informatics and Telemedicine (Prof Bojić), Committee on Teaching Supervision, Disciplinary Committee (Prof Karaman), Committee for internal supervision of quality assurance (Assist Prof Rogošić).

Prof Ivanišević is the editor-in-chief of Glasnik Medical School newsletter (2013-) and Assoc Dean for publishing (2011-).

Teachers and associates

Academic year 2016/2017

Prof Milan Ivanišević, the Head of Department of Ophthalmology was born in Split in 1953. He graduated from the School of Medicine Zagreb in 1977. He has been working at the Eye Department in University Hospital of Split since 1982. He passed his specialist exam in ophthalmology in 1985 at the Eye Clinic, Clinical Hospital Centre "Rebro", Zagreb. He defended his doctoral dissertation in Zagreb School of Medicine 1991. He has participated in teaching process at the Split School of Medicine since the academic year 1988/1989. He was appointed Assist Prof in 1995 at School of Medicine Zagreb. He has been Head of Ophthalmology Department at School of Medicine Split since 1998. In 1999 he was appointed Assoc Prof and Full Prof of Ophthalmology in 2003 at the Schools of Medicine Split and Zagreb. He gained the title of Tenured Prof. in 2007 in Split School of Medicine. He was a Head of Eye Clinic from 2004 till 2014. He is a subspecialist for posterior eye segment since 2010. He is an Assoc Dean for publishing since 2011. He has written 5 books, 3 chapters in

Izv. prof. dr. sc. Kajo Bućan kontinuirano je u nastavi na Medicinskom fakultetu u Splitu od ak. god. 2003./2004. Naslovni docent postao je 2009., a izvanredni profesor 2012. na Medicinskom fakultetu u Splitu. Predstojnik je Klinike za očne bolesti KBC-a Split od 2014.

Doc. dr. sc. Veljko Rogošić održava nastavu na Medicinskom fakultetu u Splitu od ak. god. 2004./2005. Bio je tajnik Katedre od 2005. do 2007. Postao je docent na Medicinskom fakultetu u Splitu 2011.

Doc. dr. sc. Dobrila Karlica Utrobičić u nastavi iz oftalmologije na Medicinskom fakultetu u Splitu je od 1998./1999. Bila je tajnica Katedre od 2010. do 2014. Postala je naslovna docentica 2011. na Medicinskom fakultetu u Splitu.

Doc. dr. sc. Ljubo Znaor postao je naslovni docent na Medicinskom fakultetu u Splitu 2015. Iste godine izabran je za tajnika Katedre.

Dr. sc. Mladen Lešin i dr. sc. Ivna Pleština-Borjan postali su poslijedoktorandi 2016. na Medicinskom fakultetu u Splitu.

Nastavnici koji su radili na Katedri od 1997. do 2016.

Za asistente 1998. godine bili su izabrani mr. sc. dr. Venera Lakoš, mr. sc. dr. Robert Stanić i dr. sc. dr. Dobrila Karlica, mr. sc. dr. Kajo Bućan (mlađi asistent). Godine 2004. za asistenticu je izabrana mr. sc. dr. Svjetlana Matijević, a za višeg asistenta dr. sc. Željko Kovačić. Mr. sc. dr. Davor Galetović i mr. sc. dr. Veljko Rogošić postali su asistenti 2005. godine.

Prof. dr. sc. Lovro Bojić u nastavi je na Medicinskom fakultetu u Splitu od 1994. do 2014. Godine 1999. izabran je na Medicinskom fakultetu u Splitu i Zagrebu u naslovnoga docenta. Na Medicinskom fakultetu u Splitu postao je 2004. izvanredni profesor, 2009. redoviti profesor, a 2014. redoviti profesor u trajnom zvanju.

Prof. dr. sc. Ksenija Karaman održava nastavu na Medicinskom fakultetu od 1986. do 2016. Doktorat medicinskih znanosti stekla je na Medicinskom fakultetu Sveučilišta u Zagrebu 1993., a izabrana je u zvanje naslovne docentice na Medicinskom fakultetu Sveučilišta u Splitu 1999. godine. Bila je predstojnica Klinike za očne bolesti KBC Split od 2000. do 2004. Izvanredna profesorica oftalmologije postaje 2005. na Medicinskom fakultetu u Splitu, slijedi reizbor 2010., a napredovanje u redovitu profesoricu dogodilo se 2013.

books, 105 scientific and professional papers and has given 145 congress speeches.

Assoc Prof Kajo Bućan has participated in the teaching process at the School of Medicine Split since the academic year 2003/2004. In 2009 he was appointed as Assist Prof and in 2012 Assoc Prof at the School of Medicine Split. Since 2014 he has been a Head of Eye Clinic Split.

Assist Prof Veljko Rogošić has been conducting classes at the School of Medicine since the academic year 2004/2005. He was a Department secretary from 2005 till 2007. He was appointed as Assist Prof at the School of Medicine Split in 2011.

Assist Prof Dobrila Karlica Utrobičić is in the teaching process at the School of Medicine Split since 1998/1999. She was a Department secretary from 2010 till 2014. She was appointed as Assist Prof in 2011 at the School of Medicine Split.

Assist Prof Ljubo Znaor was appointed in 2015 at the School of Medicine Split and the same year was elected a Department secretary.

Mladen Lešin, MD, PhD and Ivna Pleština-Borjan, MD, PhD became postdoctoral fellows at the School of Medicine Split in 2016.

The teachers who worked at the Department of Ophthalmology from 1997 till 2016

In 1998 Venera Lakoš, Robert Stanić and Dobrila Karlica were appointed as Assistants and Kajo Bućan junior Assistant. In 2004 Svjetlana Matijević was appointed as Assistant and Željko Kovačić as Senior Assistant. Davor Galetović and Veljko Rogošić were appointed as Assistants in 2005.

Prof. Lovro Bojić participated in the teaching process at School of Medicine Split from 1994 till 2014. In 1999 he was appointed Assist Prof at the School of Medicine Split and Zagreb. He became Assoc Prof at the School of Medicine Split in 2004 and Full Prof in 2009, and Tenured Prof in 2014

Prof Ksenija Karaman participated in ophthalmology classes from 1986 till 2016. She defended her doctoral dissertation at the School of Medicine Zagreb in 1993 and she became

Assist Prof at the School of Medicine Split in 1999. She was a Head of Eye Clinic at University Hospital of Split from 2000

Doc. dr. sc. Davor Galetović sudjeluje u nastavi na Medicinskom fakultetu u Splitu od akademske godine 2004./2005. do 2015./2016. Naslovni docent postao je 2011. na Medicinskom fakultetu u Splitu.

Doc. dr. sc. Željko Kovačić u nastavi je na Medicinskom fakultetu u Splitu od ak. god. 2001./2002. do 2011./2012. Postao je naslovni docent 2012. na Medicinskom fakultetu u Splitu.

Prethodni voditelji nastave

Prof. dr. sc. Petar Zlatar (1921.-1987.) habilitirao je 1969. na Medicinskom fakultetu u Zagrebu. Bio je rukovodilac Odjela za očne bolesti OB-a Split i voditelj nastave iz oftalmologije od 1974. do 1986. Izvanrednim profesorom oftalmologije na Medicinskom fakultetu Sveučilišta u Zagrebu imenovan je 1976., a redovnim 1982.

Doc. dr. sc. Vjera Štambuk postala je docentica 1986. na Medicinskom fakultetu u Zagrebu. Vodila je nastavu iz oftalmologije od 1986. do 1994., kada odlazi u mirovinu.

Izv. prof. dr. sc. Rikard Stanić stekao je docenturu 1986. godine na Medicinskom fakultetu u Zagrebu. Bio je predstojnik Klinike za očne bolesti KBC-a Split od 1986. do 1995., a voditelj nastave iz oftalmologije na Medicinskom fakultetu u Splitu od 1994. do 1998. Imenovan je izvanrednim profesorom na Medicinskom fakultetu Sveučilišta u Splitu i Zagrebu 1999.

Stručna i znanstvena djelatnost Katedre (projekti, organizacija znanstvenih skupova, magistrirali i doktorirali 1997. – 2016.

Projekti

Na Klinici je izrađen jedan znanstvenoistraživački projekt pod pokroviteljstvom Ministarstva znanosti Republike Hrvatske (Ivanišević M. Značenje argon laserske fotokoagulacije u liječenju dijabetične makulopatije, br. 3-01-236 MZ RH, 1991. – 1996.), a na 11 znanstvenih projekata Ministarstva znanosti surađivalo se i surađuje.

till 2004. She was appointed Assoc Prof in 2005 at the School of Medicine Split and reappointed in 2010. She became Full Prof. in 2013.

Assist Prof Davor Galetović participated in the teaching programs from academic year 2004/2005 till 2015/2016. He became Assist. Prof. in 2011 at the School of Medicine Split.

Assist Prof Željko Kovačić was participating in the ophthalmology classes from 2001/2002 till 2011/2012. He was appointed Assist Prof in 2012 at the School of Medicine Split.

Former Heads of the Department of Ophthalmology

Prof Petar Zlatar (1921-1987) was appointed Assist Prof in 1969 at the School of Medicine Zagreb. He was the Head of Eye Department in Split, and a coordinator of ophthalmology classes from 1974 till 1986. He became Assoc Prof in 1976 at the School of Medicine Zagreb and Full Prof in 1982.

Vjera Štambuk became Assist Prof in 1986 at the School of Medicine Zagreb, and a coordinator of ophthalmology classes from 1986 till 1994 when she was retired.

Rikard Stanić in 1986 became Assist Prof at the School of Medicine Zagreb. He was the Head of Eye Clinic in Split from 1986 till 1995, and a coordinator of ophthalmology classes at the School of Medicine Split from 1994 till 1998. He was appointed Assoc Prof in 1999 at the School of Medicine Split and Zagreb.

Professional and scientific activity of Department of Ophthalmology (projects, organization of scientific conferences, PhD degrees and Master's degrees during the period 1997 -2016)

Projects

A scientific research project under the patronage of Ministry of Science of Republic of Croatia was done by M. Ivanišević (Importance of Argon Laser Photocoagulation in the Treatment of Diabetic Maculopathy, br. 3-01-236 MZ RH, 1991-1996).

We participated in 11 scientific projects under the same patronage.

Organizacija znanstvenih skupova

1. XV. Intersekcijski sastanak oftalmologa, Split, 1982.
2. Međunarodni oftalmološki susret Alpe Adria, Split, 1987.
3. VIII. Jugoslavenski simpozij o glaukomu, Split, 1989.
4. Godišnji sastanak Hrvatskog oftalmološkog društva, Split, 1997.
5. "Phaco wet lab", Split, 2001.
6. Stručni sastanak HOD-a prilikom otvaranja obnovljene Klinike za očne bolesti KB-a Split, 2003.
7. "Live surgery-Phacoemulsification", Split, 2004.
8. 5. Kongres Hrvatskog oftalmološkog društva s međunarodnim sudjelovanjem, Hvar, 2005.
9. Restor meeting (biometrija i ugradnja multifokalnih intraokularnih leća), Split, 2006.
10. Sastanak oftalmologa Dalmacije, Split, 2006.
11. Susret triju očnih klinika (Aachen, Zagreb, Split), Split, 2007.
12. Simpozij: 40 godina kontinuirane strabološke službe u Splitu, Split, 2007.
13. 7. Kongres HOD-a s međunarodnim sudjelovanjem, 30. Kongres udruženja Alpe-Adria, Split, 2007.
14. Retinalni simpozij (Binder S, Stolba U), Split, 2011.
15. Retinalni simpozij HOD-a: suvremena dijagnostika i terapija dijabetične retinopatije, Split, 2013.
16. Tečaj plastične i rekonstruktivne kirurgije adneksa oka (Klinike za očne bolesti KBC-a Sestre milosrdnice Zagreb i KBC-a Split), Split, 2015.
17. Tečaj TMU I. kategorije s međunarodnim sudjelovanjem „Suvremene spoznaje i smjernice u dijagnostici i liječenju senilne makularne degeneracije", Split, 2016.

Organization of scientific conferences

1. XV. Intersectional Meeting of Ophthalmologists, Split 1982
2. International Ophthalmology Meeting Alpe Adria, Split 1987
3. VIII. Yugoslav Symposium on Glaucoma, Split 1989
4. Annual Meeting of the Croatian Ophthalmological Society, Split 1997
5. "Phaco wet lab", Split 2001
6. Croatian Ophthalmological Society Expert Meeting on the occasion of opening revamped Clinic for Eye Diseases CHC Split, 2003
7. "Live surgery-Phacoemulsification", Split 2004
8. 5. Congress of the Croatian Ophthalmological Society with international participation, Hvar 2005
9. Restor meeting (biometrics and installation of multifocal intraocular lenses), Split 2006.
10. Dalmatian Ophthalmologists Meeting, Split 2006
11. Three Eye Clinics Meeting (Aachen, Zagreb, Split), Split 2007.
12. Symposium: 40 years of continuous strabologic service in Split, Split, 2007
13. 7. Congress of the Croatian Ophthalmological Society with international participation, 30. Congress of the Alpe-Adria Society, Split 2007.
14. Retinal Symposium (Binder S, Stolba U), Split 2011
15. Retinal Symposium of the Croatian Ophthalmological Society: Contemporary Diagnosis and Treatment of Diabetic Retinopathy, Split 2013
16. Course in Plastic and Reconstructive Surgery of the Ocular Adnexa (Eye Clinic of the CHC "Sestre milosrdnice" Zagreb and CHC Split), Split 2015
17. CME I. category with international participation "Contemporary Knowledge and Guidelines in the Diagnosis and Treatment of Age-related Macular Degeneration", Split, 2016

Magisteriji / *Master's theses*

1. Matijević S. Kongenitalna ezotropija i binokularni vid. Zagreb: Medicinski fakultet, 1998.
2. Bućan K. Odnos između stupnja dijabetične retinopatije i pojave dijabetične nefropatije u dijabetičnih bolesnika ovisnih o insulinu. Zagreb: Medicinski fakultet, 1998.
3. Jelovac-Gjeldum A. Učinci pentadekapeptida BPC 157 na promjene krvnih žila mrežnice štakora s eksperimentalnom hipertenzijom. Zagreb: Medicinski fakultet, 1999.
4. Rogošić V. Učestalost kongenitalnih diskromatopsija u neselektivnoj muškoj populaciji srednje Dalmacije. Zagreb: Medicinski fakultet, 2000.
5. Lešin M. Utjecaj Botulinum toksina tipa-A na eksudativni oblik distireoidne oftalmopatije. Zagreb: Medicinski fakultet, 2004.

Doktorati / *PhD theses*

1. Kovačić Ž. Izbor zone aplikacije fotokoagulacije u liječenju proliferacijske dijabetične retinopatije. Zagreb: Medicinski fakultet, 2002.
2. Karlica D. Određivanje refrakcije kod hipermetropne djece s teškoćama u razvoju na temelju krivulje vidnih evociranih potencijala i skijaskopije. Zagreb: Medicinski fakultet, 2006.
3. Znaor Lj. Uloga upale u neuropatskoj boli izazvanoj podvezivanjem spinalnog živca u štakora. Split: Medicinski fakultet, 2007.
4. Bućan K. Odnos između dijabetične retinopatije i asimptomatske disfunkcije lijeve srčane klijetke u bolesnika sa šećernom bolesti tip I. Zagreb: Medicinski fakultet, 2008.
5. Galetović D. Uloga oksidativnog stresa pri fotokoagulaciji retine kod neproliferativne dijabetičke retinopatije. Zagreb: Medicinski fakultet, 2008.
6. Rogošić V. Značaj cirkulirajućih agregatnih kompleksa trombocita i hemodinamike u arteriji oftalmici za progresiju oštećenja vidnog polja kod pseudoeksfolijativnog glaukoma. Rijeka: Medicinski fakultet, 2009.
7. Lešin M. Čimbenici povezani s postoperativnom boli i upotrebom analgetika u oftalmološkoj kirurgiji. Split: Medicinski fakultet, 2015.
8. Pleština-Borjan I. Utjecaj aktivnosti enzimskih antioksidansa u eritrocitima na razvoj senilne makularne degeneracije. Split: Medicinski fakultet, 2015.

Ostali stručno-znanstveni rad na Katedri

Članovi Katedre recenzenti su u sljedećim časopisima: Croatian Medical Journal, Collegium Antropologicum, Liječnički vjesnik, Acta Medica Croatica, Acta Clinica Croatica, Acta Medico-Historica Adriatica, Ophthalmologia Croatica, Survey Ophthalmology, Methods and Findings in Experimental and Clinical Pharmacology, Clinical Neurology and Neurosurgery.

Prof. Ivanišević i prof. Bojić recenzirali su pet sveučilišnih udžbenika.

Profesor M. Ivanišević glavni je urednik Glasnika Medicinskog fakulteta u Splitu od 2013. i član Savjetodavnoga međunarodnoga znanstvenoga uredničkog odbora časopisa Ophthalmologia Croatica. Izv. prof. K. Bućan član je Uredničkoga odbora časopisa Ophthalmologia Croatica.

Nastavnici naše Katedre bili su mentori pri izradi 14 magistarskih radova i 7 doktorata te oko 80 diplomskih radova studenata medicine i 15 diplomskih radova na studiju Sestrinstva na Medicinskom fakultetu Sveučilišta u Splitu.

Plan razvoja Katedre (kadrovi, nastava, znanstveni rad)

Planovi su razvoja Katedre za oftalmologiju primjena najsuvremenijih metoda i procesa u nastavi, uključivanje u znanstvene projekte, daljnje održavanje poslijediplomskih tečajeva I. i II. kategorije, organizacija domaćih i međunarodnih znanstvenih skupova, suradnja s oftalmološkim katedrama u zemlji i inozemstvu, dovođenje gostiju predavača, potpuna

Professional and scientific activities

The members of Ophthalmology Department are reviewers in: Croatian Medical Journal, Collegium Antrolpologicum, Liječnički vjesnik, Acta Medica Croatica, Acta Clinica Croatica, Acta Medico-Historica Adriatica, Ophthalmologia Croatica, Survey Ophthalmology, Methods and Findings in Experimental and Clinical Pharmacology, Clinical Neurology and Neurosurgery.

Prof Ivanišević and Prof Bojić reviewed five university textbooks.

Prof M. Ivanišević is editor in chief of Glasnik of School of Medicine in Split from 2013 and the member of Advisory board of journal Ophthalmologia Croatica. Assoc Prof K. Bućan is a member of Editorial board of journal Ophthalmologia Croatica.

The teachers in our Department were mentors at14 master's degrees, 7 PhD degrees, and 80 diploma degrees for Medical students and 15 diploma degrees for Vocational nursery program students at the School of Medicine Split.

Development plan

Our plans include application of state-of-the-art methods and processes in education, integration into scientific projects, and continuation of postgraduate courses of the 1st and 2nd category, organization of domestic and international scientific conferences, cooperation with

modernizacija nastave elektroničkom tehnologijom, održavanje visoke kvalitete nastave te njezino unaprjeđenje novim sadržajima.

Zalagat ćemo se za uključivanje u nastavu na studiju Farmacije. Cilj nam je i organiziranje poslijediplomskoga specijalističkog studija iz oftalmologije.

Jedan je od prioriteta uključivanje u Katedru mladih perspektivnih kolega koji imaju znanje, volju i smisao za nastavu.

Ophthalmology Departments in Croatia and abroad, host teachers, modernization of classes by electronic technology, maintaining high quality classes and its improvement by new contents.

We are working hard to include our classes into the study of Pharmacy.

Our aim is to organize postgraduate specialist study program in ophthalmology.

One of our priorities is to include young and gifted colleagues who have knowledge, will and talent for teaching into teaching process.

Udžbenici, poglavlja u udžbenicima i monografije 2007. – 2016.

Textbooks, chapters in textbooks and monographs during the period 2007 - 2016



Udžbenici za studente na Katedri za oftalmologiju / *Textbooks for students at the Department of Ophthalmology*

Na Katedri za oftalmologiju napisana su 4 udžbenika, 19 poglavlja u stručnim knjigama i udžbenicima, monografija Katedre i 1 prijevod knjige. Praktikum za vježbe iz oftalmologije iz 2001. prvi je sveučilišni udžbenik u izdanju Medicinskoga fakulteta u Splitu. Udžbenik Oftalmologija iz 2015. prvi je sveučilišni udžbenik oftalmologije za studente medicine u Splitu i Dalmaciji.

4 books, 19 chapters in scientific books and textbooks, monograph of Ophthalmology Department were written by the Ophthalmology Department member, and one book was translated. "Praktikum za vježbe iz oftalmologije" from 2001 was the first university book published by School of Medicine Split. Textbook "Oftalmologija" from 2015 was the first university textbook from ophthalmology for students of Medicine in Split and Dalmatia.

Sveučilišni udžbenik autora prof. dr. sc. Milana Ivanišević i suradnika Oftalmologija za studente medicine proglašen je najboljim nastavnim štivom u ak. god. 2014./2015. te je u prigodi Dana Medicinskoga fakulteta 30. 3. 2016. prof. dr. sc. Milanu Ivanišević uručena pohvalnica.

University textbook "Oftalmologija" written by Prof Ivanišević and associates for Medical students was proclaimed the best teaching material in academic year 2014/2015, and on occasion of the Day of School of Medicine Split on 30 March 2016, Prof Ivanišević was awarded a commendation.

1. Karaman K. Očne bolesti. U: Čulić V, Čulić S, ur. Sindrom Down. Split: Naklada Bošković; 2009, 167-76.
2. Bućan K, Marin J. Značenje intraokularne aplikacije antibiotika u prevenciji akutnoga poslijeoperacijskog endoftalmitisa nakon operacije katarakte. U: Mandić Z. i suradnici. Perioperativna skrb o bolesniku s kataraktom. Zagreb: Medicinska naklada; 2010, 51-7.
3. Ivanišević M. i suradnici. Očne bolesti, udžbenik za medicinske sestre. Split: Medicinski fakultet Sveučilišta u Splitu; 2011.
4. Znaor Lj. Bol oka i orbite. U: Jukić M, Majerić Kogler V, Fingler M, ur. Bol, uzroci i liječenje. Zagreb: Medicinska naklada; 2011, 236-42.
5. Flammer J. Glaukom. Zagreb: Hrvatsko oftalmološko društvo, 2013. (prijevod: Rogošić V, Jurišić Friberg V)
6. Bojić L. Neurooftalmologija. U: Mandić Z. i suradnici. Oftalmologija. Zagreb: Medicinska naklada; 2014, 199-209.
7. Ivanišević M. i suradnici. Oftalmologija, udžbenik za studente medicine. Split: Medicinski fakultet Sveučilišta u Splitu; 2015.
8. Ivanišević M. Katedra za oftalmologiju 40 godina. Split: Medicinski fakultet Sveučilišta u Splitu; 2016.

Publikacije objavljene u časopisima indeksiranima u bazama Current Contents i Web of Science (2007. - 2016.)

Publications in journals indexed in Current Contents and Web of Science databases during the period 2007-2016

Potpuni popis publikacija (51) nalazi se u elektroničkom obliku.

The complete list of publications (51) is enclosed in the digital format.

Literatura / *References*

1. Ivanišević M. Katedra za bolesti glave i vrata. U: Janković S, Boban M. ur. Medicinski fakultet: 1997. – 2007. Split: Medicinski fakultet Sveučilišta u Splitu; 2007, 251-62.
2. Ivanišević M. Prof. dr. sc. Dinko Šakić, doprinos utemeljenju Medicinskog fakulteta u Splitu i nove bolnice na Firulama – da se ne zaboravi. Glasnik Medicinskog fakulteta u Splitu 2014;7(2):31-2.
3. Ivanišević M. Katedra za oftalmologiju 40 godina. Split: Medicinski fakultet; 2016.
4. Janković S, Boban M, ur. Medicinski fakultet: 1997.-2007. Split: Medicinski fakultet Sveučilišta u Splitu; 2007.
5. Karaman K, Ivanišević M. Klinika za očne bolesti. U: Mirić D. i sur. Osamnaest godina Kliničke bolnice Split. Split: Jedinica za znanstveni rad KB Split; 2004, 91-9.
6. Kraljević Lj. Razvoj medicinskog studija u Dalmaciji. Split: Zbor liječnika Hrvatske, osnovna organizacija Split; 1984.
7. Marušić M. Medicinski fakultet u Splitu u dekanskom mandatnom razdoblju 2009.-2011. Split: Medicinski fakultet Sveučilišta u Splitu; 2011.
8. Osnovan Medicinski fakultet. Svečana sjednica Upravnog vijeća Sveučilišta u Splitu. Slobodna Dalmacija 1997 Mar 27; 14 (col. 1).
9. Počinje studij medicine. Slobodna Dalmacija 1975 Oct 24; 5 (col. 1).
10. Stanić R. Odjel za očne bolesti. U: 200 godina splitske bolnice (1794.-1994.). Split: Klinička bolnica Split; 1994, 47-8.
11. Štambuk V, Zlatar P, Krstulović S, Grgić R, Štambuk N, Soša T, Bacelj K, Štampalija A, Smrkinić B. Povijest oftalmologije na području Dalmacije, razvoj i sadašnje stanje. Acta Ophthalmol Iug 1986;24(supl. 3):121-9.
12. Zlatar P. Odjel za očne bolesti. U: Uglešić B. 190 godina splitske bolnice. Split: Znanstvena jedinica OB Split; 1984, 115-8.

KATEDRA ZA GINEKOLOGIJU I PORODNIŠTVO
DEPARTMENT OF GYNECOLOGY AND OBSTETRICS

Prof. dr. sc. Deni Karelović / Prof Deni Karelović, MD, PhD
Pročelnik Katedre / Head of Department

Povijest Katedre

Razvoj Odjela, poslije Klinike za ženske bolesti i porode, i Katedre za ginekologiju i opstetriciju izravno je vezan uz razvoj Medicinskoga fakulteta u Splitu. Zbog izrazito istraživačkoga, znanstvenoga i stručnoga napredovanja, 1975. godine Odjel postaje nastavna baza Medicinskoga fakulteta Sveučilišta u Zagrebu. Iste godine započinje nastava na Medicinskom studiju u Splitu kao ispostavi Medicinskoga fakulteta Sveučilišta u Zagrebu. Prva generacija studija u Splitu bili su studenti medicine na 5. godini studija. Prvi voditelj studija u Splitu bio je voditelj Odjela za ginekologiju i porodništvo prof. Srećko Postružnik. Odjel 1977. godine mijenja lokaciju i postaje dio kompleksa KBC-a Firule smještena na I. katu novoga paviljona, a raspolagao je s dvjema operacijskim salama i četirima suvremeno opremljenim rađaonskim boksovima. Samostalni, cjeloviti Studij medicine u Splitu osnovan je 1979. godine prema odluci Savjeta Medicinskoga fakulteta u Zagrebu. Studij je osnovan s idejom da bude zajednički studij za cijelu Dalmaciju sa stalnom predavačkom postavom koju su sačinjavali: voditelj studija prof. Srećko Postružnik, prof. Josip Franičević iz Zadra te prof. Ivo Merlak i prof. Frane Mikulandra iz Šibenika. Predavanja studentima održavala su se u Splitu,

History of the Department

The history of the Department for Female Diseases and Delivery, later the Clinic, and Department for Gynaecology and Obstetrics is closely connected to the development of the School of Medicine in Split. Because of the intense scientific and professional progress, in 1975 the Department became a teaching base of The University of Zagreb School of Medicine. The first generation of students in Split were medical students at the 5th study year. The first Head of the Study of Medicine in Split was the Head of the Department of Gynaecology and Obstetrics, Professor Srećko Postružnik. In 1977 the Department changed its location and became a part of what is now University Hospital of Split, at Firule. Placed on the first floor of the new pavilion, it had two operating rooms and four newly equipped delivery rooms. The complete and autonomous School of Medicine under the University of Split was established in 1979, following the decision brought by the Council of the University of Zagreb. The School of Medicine in Split was established with the purpose to be the school for the whole region of Dalmatia, with permanent teaching staff consisting of: the Head, Prof Srećko Postružnik, Prof Josip Franičević from Zadar and Prof Ivo Merlak and

a seminari i vježbe naizmjenično u trima gradovima: Splitu, Zadru i Šibeniku. Studenti su imali osiguran besplatan smještaj i hranu u bolnicama izvan matičnoga grada. Možemo govoriti o ondašnjem tzv. „internatskom" boravku studenata na Odjelima, koji je omogućavao stalno aktivno sudjelovanje u kliničkim aktivnostima Odjela. Do početka 80-ih godina Odjel za ženske bolesti i porode usvojio je većinu vodećih svjetskih trendova. Uvedeni su novi dijagnostički i terapijski postupci: intrapartalna pH-metrija (1975.), kardiotokografija (1975.), analiza hormona placente i ženskih spolnih hormona (1977.), ginekološki ultrazvuk (1978.), laparoskopija i mikrokirurgija (1980.). Uzimajući u obzir stalan napredak i modernizaciju splitskoga Odjela, odlukom Znanstveno-nastavnoga vijeća Medicinskoga fakulteta Sveučilišta u Zagrebu 1986. Odjel postaje Klinika za ženske bolesti i porode. Na Klinici se provodi stručni, znanstvenoistraživački rad i edukacija, dodiplomska i poslijediplomska nastava i nastava medicinske škole. Profesor Postružnik odlazi u mirovinu godinu dana nakon proglašenja Klinike, a nasljeđuje ga docent, uskoro prof. Ivo Banović. U nastavi i dalje sudjeluju profesori Josip Franičević, Ivo Merlak i Frane Mikulandra, a pridružuju im se i nove snage: doc. Ivica Tadin, doc. Željan Šestanović, dr. sc. Mirko Zorić, mr. sc. Željan Gabrić, mr. sc. Tomislav Strinić, mr. sc. Zoran Branica, mr. sc. Dragoljub Milašinović, mr. sc. Anđelka Jurić-Vitanović, mr. sc. Miroslava Barle, mr. sc. Marko Mimica, mr. sc. Boris Poljak, Ivan Mimica, Mladen Jurić, Srđan Vuković, Ljubo Božić, Aljoša Barišić, Sašenko Čečuk, Viktor Strmo, Ante Ružić i Tomislav Prskalo. Izvanredni su suradnici zagrebački profesori: Veselko Grizelj, Ante Dražančić i Ivan Kuvačić.

Početkom Domovinskoga rata zbog stalne neprijateljske opsade ukida se održavanje nastave u Zadru i Šibeniku te se ona u cijelosti izvodi u Splitu. Gostujući nastavnici redovito održavaju nastavu u gradu pod Marjanom, čak i za vrijeme najgorih neprijateljskih naviranja. Liječnici specijalisti desna su ruka profesorima u održavanju seminara i vježba. Zbog ratnih zbivanja, kako u Hrvatskoj tako i u našem okruženju, zahtjevi za zdravstvenom pomoći bili su u značajnom porastu, tako i zahtjevi za zdravstvenom pomoći koju pruža naša Klinika. U ratno vrijeme broj porođaja iznosio je više od 6 000 godišnje, a i ostali medicinski zahtjevi bili su višestruko veći nego u mirnodopsko vrijeme. Rad na Klinici ne jenjava usprkos teškom ratnom razdoblju te se uz pomoć donacija i iznimnoga zalaganja osoblja, stručni i znanstveni rad održava na zavidnoj razini. Članovi Klinike primjenjuju nove metode i postupke u svakidašnjem radu. U Klinici se uvodi postupak izvantjelesne oplodnje i liječenje mioma uterusa

Prof Frane Mikulandra from Šibenik. The lectures were held in Split while seminars and exercises were held in all three cities: Split, Zadar and Šibenik. Students were provided with free accommodation and meals when attending lectures outside of their hometown. In a way, we may speak of a boarding-school type of arrangement for students at Departments, which enabled them to fully participate in clinical activities of the Department. Till the beginning of the 80's, the Department adopted most of the leading world trends in medicine. New diagnostic and therapeutic approaches were implemented. Intrapartal pH measurement (1975), cardiotocography (1975), placental hormones and female sex hormones analyses (1977), gynaecologic ultrasound (1978), laparoscopy and microsurgery (1980). Based on the constant progress and modernisation of the Department in Split, the Scientific Council of the University of Zagreb proclaimed the Department a Clinic for Gynaecology and Obstetrics in 1986 Professional and scientific education, research, graduate and post-graduate lectures as well as lectures for medical schools were all performed at the Clinic. Prof Postružnik retired a year after the Clinic had been proclaimed and was replaced by Assist Prof, soon Professor, Ivo Banović. Professors Josip Franičević, Ivo Merlak and Frane Mikulandra were still holding lectures regularly and they were soon joined by new members: Assist Prof Ivica Tadin, Assist Prof Željan Šestanović, Mirko Zorić, PhD, Željan Gabrić, MSc, Tomislav Strinić, MSc, Zoran Branica, MSc,. Dragoljub Milašinović, MSc, Anđelka Jurić-Vitanović, MSc, Miroslava Barle, MSc, Marko Mimica, MSc, Boris Poljak, MSc, Ivan Mimica, Mladen Jurić, Srđan Vuković, Ljubo Božić, Aljoša Barišić, Sašenko Čečuk, Viktor Strmo, Ante Ružić i Tomislav Prskalo. External associates included professors from Zagreb: Veselko Grizelj, Ante Dražančić and Ivan Kuvačić. The education of students was on a high level up until the Homeland War, when, due to the constant military blockade, the lectures were no longer conducted in Šibenik and Zadar and the complete teaching was carried out in Split. Guest teachers regularly performed lectures in the city under Marjan, even during the worst enemy occupation. Medical specialists were of great help to professors in conducting lectures and practical classes. The work in the Clinic did not stop despite the tough period of war. With the help of donations and immense effort of the staff both professional and scientific work was kept at a high level. The members of the Clinic adopted new methods and procedures in everyday work. In vitro fertilization was introduced as well as the treatment of myoma by embolization of the uterine artery with the help of fellow radiologists, for the first time in Croatia. The School of Medicine in Split

Nastavno i suradničko osoblje Katedre / *Teaching and Associate Staff of the Department:*
prof. dr. sc. Deni Karelović, doc. dr. sc. Boris Bačić, doc. dr. sc. Martina Šunj, Zdeslav Benzon, dr. med., Marija Bucat, dr. med., Ivana Alujević Jakus, dr. med., izv. prof. dr. sc. Marko Vulić, Sanja Srdelić Mihalj, dr. med., Vedran Hrboka, dr. med., Ivanka Antončić Furlan, dr. med., Žana Stanić, dr. med., doc. dr. sc. Jelena Marušić, mr. sc. Zoran Meštrović, Indira Kosović, dr. med., izv. prof. dr. sc. Damir Roje, Ante Radić, dr. med. i Ante Mršić, dr. med.

embolizacijom arterije uterine u suradnji s kolegama s radiologije, i to kao prvi u Hrvatskoj. U ovom se razdoblju unatoč poratnim nedaćama bilježi kontinuirani stručni i znanstveni napredak. Medicinski fakultet u Splitu osamostaljuje se 1997. godine. Prvi je pročelnik Katedre za ginekologiju i opstetriciju, ujedno i predstojnik Klinike, prof. Ivo Banović, koji obnaša navedene funkcije do mirovine 2002. godine.

Novim pročelnikom Katedre i predstojnikom Klinike postaje docent Ivica Tadin, poslije profesor, koji uspješno vodi Kliniku i Katedru. U tom razdoblju bilježi se značajno stručno-znanstveno jačanje Katedre i Klinike. U Katedru ulaze i nove kolege: Ivana Alujević, Ivanka Antončić Furlan, Nađa Aračić, Boris Bačić, Sandra Benzon, Zdeslav Benzon, Marija Bucat, mr. sc. Deni Karelović, Jelena Marušić, Zoran Meštrović, Damir Roje, Martina Šunj, Marko Vulić, Mirjana Vučinović i Tanja Vukušić-Pušić. Za vrijeme njegova vodstva, 2009. godine Klinika i Katedra za ginekologiju i porodništvo sele se u novu, moderno opremljenu zgradu, namijenjenu samo ginekologiji i perinatologiji. Posebne zasluge za izgradnju nove zgrade Klinike za ženske bolesti i porode ima tadašnji ravnatelj KBC-a Split prof. Dujomir Marasović. Naime, prostor Klinike za ženske bolesti i porode na Firulama već je dugi niz godina bio potpuno neprikladan za opseg posla i aktivnosti koje se

became independent in 1997. The first Head of what is now The Department of Gynaecology and Obstetrics was Prof Ivo Banović, who was also the Head of the Clinic. This period is, despite the war, the period of constant professional and scientific progress. Prof Banović performed these functions until his retirement in 2002.

The new Head of the Department and Clinic becomes Assist Prof, soon to be Professor, Ivica Tadin. Prof Tadin successfully led the Clinic and the Department until his retirement in 2010. This was a period of significant scientific strengthening of the Department and the Clinic. New colleagues joined the Department: Deni Karelović, Damir Roje, Marko Vulić, Mirjana Vučinović, Boris Bačić, Martina Šunj, Jelena Marušić, Tanja Vukušić – Pušić, Zdeslav Benzon, Nađa Aračić, Sandra Benzon, Ivana Alujević, Marija Bucat, and Ivanka Antončić Furlan. During his leadership, in 2009, the Clinic and the Department moved to a new and modern building for Gynaecology and Obstetrics. The former location of the Clinic at Firule was inadequate for the amount of work and activities performed daily at the Clinic. The need for bigger and appropriate premises existed from the very first time the Department moved to its location at Firule. The new premises enable the implementation of modern methods and

svakodnevno odvijaju na Klinici. Potreba za preseljenjem, za većim i prilagođenim prostorom postoji od samoga početka useljenja u KBC Firule. Novi prostor omogućava primjenu najsuvremenijih metoda te još bolju, dodiplomsku i poslijediplomsku edukaciju.

Prof. Tomislav Strinić, dobitnik Državne nagrade za znanost 2003. godine, preuzima vodstvo Katedre 2008., a odlaskom prof. Ivice Tadina u mirovinu 2010. i Kliniku. U tom razdoblju značajan broj ginekologa zaslužuje nastavne naslove i bilježi se značajna znanstvena produkcija. Vodi se veliki mar za nastavu i studente pa Katedra za ginekologiju i porodništvo dobiva nagradu za najbolje ocijenjenu katedru na Medicinskom fakultetu. U tom razdoblju članovima Katedre postaju: Tamara Bošnjak, Vedran Hrboka, Indira Kosović, Zrinka Maleš, Ante Mršić, Kristijana Novak Ribičić, Ante Radić, Žana Stanić, Sanja Srdelić i dr. sc. Marijan Tandara. Za potrebe Zdravstvenih studija primaju se dr. sc. Ivan Fistonić i dr. sc. Marko Mimica, a poslije obojica postaju docenti.

Novoizabrani je, aktualni predstojnik Klinike i pročelnik Katedre za ginekologiju i porodništvo od 2013. prof. Deni Karelović. U tom razdoblju započinje Medicina na engleskom jeziku, a Katedra i dalje bilježi vrhunske ocjene od strane studenata i producira značajan broj znanstveno-stručnih radova. Doc. Martina Šunj dobiva nagradu Akademije medicinskih znanosti „Ante Šercer" za najbolji rad u 2013. godini. Među udžbenicima Medicinskoga fakulteta Sveučilišta u Splitu posebno se ističe udžbenik: Karelović D. i sur. Infekcije u ginekologiji i perinatologiji, koji su pisali članovi Katedre, a dobio je pohvalnicu Medicinskoga fakulteta Sveučilišta u Splitu kao najbolje nastavno štivo. Članovima Katedre postaju dr. sc. Mario Puljiz i dr. sc. Joško Zekan.

Prostorni i radni uvjeti

Odjel za ženske bolesti i porode Opće bolnice Split, koji se nalazio u zgradi „starog rodilišta" na adresi A. G. Matoša 2 (sada DZ Split), 1975. godine postaje nastavna baza iz ginekologije i opstetricije pri Medicinskom fakultetu Sveučilišta u Zagrebu. Odjel je nakon preseljenja 1977. godine na Firule bio smješten u južnom paviljonu na prvom katu i konačno se 2009. godine Klinika i Katedra za ginekologiju i porodništvo sele u novu, moderno opremljenu zgradu, namijenjenu samo ginekologiji i perinatologiji, također na Firulama.

improved student education. New members that joined the Department in this period were: Zrinka Maleš, Žana Stanić, Indira Kosović, Ante Radić, Zoran Meštrović, Kristijana Novak Ribičić, Sanja Srdelić, Vedran Hrboka and Tamara Bošnjak.

In 2010 Prof Ivica Tadin retired and Prof Tomislav Strinić, the winner of the Department for science in 2003, was appointed a new Head of the Department and Clinic. In this period many gynaecologists were elected to scientific titles and overall there was a significant scientific production. Great importance was given to lectures and students so the Department for Gynaecology and Obstetrics won an Department for the best rated Department at the School of Medicine in Split.

Prof Prim Deni Karelović, MD, PhD has been the newly - elected Head of the Clinic and the Department since 2013. This period is characterized by excellent scores from student surveys and a significant number of scientific papers. The new members of the Department are Joško Zekan and Mario Puljiz.

Space and working conditions

The Department for Female Diseases and Labour located in the building of the "old maternity hospital" at the address 2, A. G. Matoš Street became a teaching base of the School of Medicine in Zagreb in 1975. After relocation to the University Hospital of Split, location Firule in 1977 it was placed on the first floor of the new pavilion and finally in 2009 the Clinic and the Department moved to a new and modern building for Gynaecology and Obstetrics.

Teaching activities

Department of Gynaecology and Obstetrics conducts classes for students of School of Medicine, Dental Medicine, and Health Studies and, in the last two years, Medical Studies in English. The members of the Department also give lectures for post graduate students. The Department has continuously received high grades from students, and was awarded as the best rated Department. The textbook of University in Split written by Prof Karelović and associates received the award of the University of Split School of Medicine for the best textbook in the academic year 2011/2012.

Nastavna djelatnost

Katedra za ginekologiju i opstetriciju provodi dodiplomsku nastavu za studente Medicinskoga fakulteta, Dentalne medicine, Zdravstvenih studija i studente Medicine na engleskom jeziku. Djelatnici Katedre sudjeluju i u nizu kolegija na poslijediplomskoj nastavi. Katedra stalno bilježi visoke ocjene od strane studenata, a za što je dobila i nagradu za najbolje ocijenjenu katedru. Damir Roje dobio je Pohvalnicu Medicinskoga fakulteta 2011./2012. kao najbolje ocijenjeni predavač prema rezultatima studentske ankete. Deni Karelović dobiva pohvalnicu Medicinskoga fakulteta Sveučilišta u Splitu za najbolje nastavno štivo u akademskoj godini 2011./2012. za udžbenik Sveučilišta u Splitu Karelović D. i suradnici, Infekcije u ginekologiji i perinatologiji, Zagreb: Medicinska naklada, 2012., koji je pisao niz članova naše Katedre.

Nastavno i suradničko osoblje

Nastavno i suradničko osoblje Katedre za ženske bolesti i porode čini 9 predavača i 21 asistent. To su: prof. prim. dr. sc. Deni Karelović, izv. prof. prim. dr. sc. Damir Roje, izv. prof. prim. dr. sc. Marko Vulić, doc. dr. sc. Mirjana Vučinović, doc. dr. sc. Boris Bačić, doc. dr. sc. Martina Šunj, doc. dr. sc. Jelena Marušić, doc. dr. sc. Joško Zekan, doc. dr. sc. Mario Puljiz, dr. sc. Tanja Vukušić-Pušić, mr. sc. Zoran Meštrović, mr. sc. Vesna Pavlov, dr. Ivana Alujević Jakus, dr. Sandra Benzon, dr. Zdeslav Benzon, dr. Ante Mršić, dr. Marija Bucat, dr. Tamara Bošnjak, dr. Ivanka Antončić Furlan, dr. Vedran Hrboka, dr. Indira Kosović, dr. Zrinka Maleš, dr. Kristijana Novak Ribičić, dr. Ante Radić, dr. Sanja Srdelić Mihalj, dr. Žana Stanić, dr. Srđan Vuković, dr. Tomislav Prskalo i dr. Dinka Šundov. Aktualni je predstojnik Katedre prof. prim. dr. sc. Deni Karelović.

Prethodni voditelji nastave

- prof. prim. dr. sc. Srećko Postružnik (1965. – 1987.)
- prof. prim. dr. sc. Ivo Banović (1987. – 2002.)
- prof. prim. dr. sc. Ivica Tadin (2002. – 2008.)
- prof. prim. dr. sc. Tomislav Strinić (2008. – 2013.)
- prof. prim. dr. sc. Deni Karelović (2013. –)

Stručna i znanstvena djelatnost

Projekti

1. Kuzmić-Prusac I. (glavni istraživač), Roje D. Uloga apoptoze u posteljici kod intrauterinog zastoja rasta i preeklampsije. (broj projekta: 216-0000000-0533)
2. Tomić S. (glavni istraživač), Karelović D. Dvostruki model ovarijalne kancerogeneze – molekularna i morfološka studija. (šifra projekta 216-0000000-0484)

Teachers and associates

Members and associates of the Department of Gynaecology and Obstetrics consist of 9 lecturers and 20 assistants: Prof Prim Deni Karelović, MD, PhD, Assoc Prof Prim Damir Roje, MD, PhD, Assoc Prof Prim Marko Vulić, MD, PhD, Assist Prof Mirjana Vučinović, MD, PhD, Assist Prof Boris Bačić, MD, PhD, Assist Prof Martina Šunj, MD, PhD, Assist Prof Jelena Marušić, MD, PhD, Assist Prof Joško Zekan, MD, PhD, Assist Prof Mario Puljiz, MD, PhD, Tanja Vukušić Pušić, MD, PhD, Zoran Meštrović, MD, MSc, Vesna Pavlov, MD; MSc, Ivana Alujević Jakus, MD, Sandra Benzon, MD Zdeslav Benzon, MD Marija Bucat, MD Tamara Bošnjak, MD Ivanka Antončić Furlan, MD Vedran Hrboka, MD Indira Kosović, MD Zrinka Maleš, MD dr. Kristijana Novak Ribičić, MD dr. Ante Radić, MD, Sanja Srdelić Mihalj, MD Žana Stanić, MD Srđan Vuković, MD Tomislav Prskalo, MD and Dinka Šundov, MD. The current Head of the Department is Prof Prim Deni Karelović, MD, PhD.

Previous heads of Department

- Prof Prim Srećko Postružnik, MD, PhD (1965 - 1987)
- Prof Prim Ivo Banović, MD, PhD (1987 - 2002)
- Prof Prim Ivica Tadin, MD, PhD (2002 - 2010)
- Prof Prim Tomislav Strinić, MD, PhD (2010 - 2013)
- Prof Prim Deni Karelović, MD, PhD (2013 -)

Professional and scientific work

Projects

1. Kuzmić-Prusac I. (glavni istraživač), Roje D. Uloga apoptoze u posteljici kod intrauterinog zastoja rasta i preeklampsije. (broj projekta: 216-0000000-0533)
2. Tomić S. (glavni istraživač), Karelović D. Dvostruki model ovarijalne kancerogeneze – molekularna i morfološka studija. (šifra projekta 216-0000000-0484)
3. Rešić B. (glavni istraživač), Vučinović M. Neurorazvoj djece s apnejom u spavanju od novorođenačke do adolescentne dobi (oznaka projekta 216-2163166-0509), 2008.
4. Missoni S. (glavni istraživač), Karelović D, Šunj M. Kohortna studija rođenih na istočnojadranskim otocima. (CRIBS) www.cribs.inantro.hr/hr/projekt/
5. Saraga-Babić M (glavni istraživač), Vukušić Pušić T. Genska ekspresija u ranom razvoju čovjeka (MZOŠ br. 021-2160528-0507).

Scientific conferences

1. Osteoporoza. Hrvatsko društvo ginekologa i opstetričara, Ogranak Splitsko-dalmatinske županije. Bol, 2008.

3. Rešić B. (glavni istraživač), Vučinović M. Neurorazvoj djece s apnejom u spavanju od novorođenačke do adolescentne dobi (oznaka projekta 216-2163166-0509), 2008.
4. Missoni S. (glavni istraživač), Karelović D, Šunj M. Kohortna studija rođenih na istočnojadranskim otocima. (CRIBS) www.cribs.inantro.hr/hr/projekt/
5. Saraga-Babić M (glavni istraživač), Vukušić Pušić T. Genska ekspresija u ranom razvoju čovjeka (MZOŠ No. 021-2160528-0507)

Organizacija znanstvenih skupova

1. Osteoporoza. Hrvatsko društvo ginekologa i opstetričara, Ogranak Splitsko-dalmatinske županije. Bol, 2008.
2. Annual Meeting of International Academy of Perinatal Medicine: Prematurity – Facts and Doubts, Dubrovnik, 2009.
3. Ian Donald School Global Congress: Recent advances in ultrasound diagnostics in obstetrics and gynecology, May 5-6, 2011 and Erich Saling World school of perinatal medicine, Dubrovnik, 2011.
4. Šesti hrvatski kongres ginekologa i opstetričara, Split, 2011.
5. 2. hrvatski kongres o reprodukcijskom zdravlju, kontracepciji i IVF-u, Borik, 2012.
6. 5. hrvatski kongres o urogenitalnim i spolno prenosivim infekcijama s međunarodnim sudjelovanjem. Opatija, 2013.
7. Ultrazvuk u kliničkoj praksi – ultrazvuk u ginekologiji i porodništvu. Split, 2005., 2006., 2007., 2013.
8. 3. hrvatski kongres o reprodukcijskom zdravlju, kontracepciji i IVF-u, Šibenik, 2014.
9. 7th – 9th Croatian Congress on Gynaecological Endocrinology, Human Reproduction and Menopause with International Participation, Brijuni, 2009, 2011, 2013 i 2015.
10. XXIX. Perinatalni dani „Ante Dražančić", Split, 2015.
11. MIPS Educational Course. Split, 2015.
12. XXII. Savjetovanje o perinatalnom mortalitetu u RH u 2016. godini, Zagreb, 2016.
13. Sedmi hrvatski kongres ginekologa i opstetričara, Osijek, 2016.
14. 4. simpozij „Praktična primjena 3D ultrazvuka u ginekologiji i opstetriciji", Vodice, 2016.
15. XXV. Perinatalni dani, Zagreb, 2016.
16. 4th Croatian Congress on Reproductive Health, Family Planning, Contraception, Šibenik, 2016.

2. Annual Meeting of International Academy of Perinatal Medicine: Prematurity – Facts and Doubts, Dubrovnik, 2009.
3. Ian Donald School Global Congress: Recent advances in ultrasound diagnostics in obstetrics and gynecology, May 5-6, 2011 and Erich Saling World school of perinatal medicine, Dubrovnik, 2011.
4. Šesti hrvatski kongres ginekologa i opstetričara, Split, 2011.
5. 2. hrvatski kongres o reprodukcijskom zdravlju, kontracepciji i IVF-u, Borik, 2012.
6. 5. hrvatski kongres o urogenitalnim i spolno prenosivim infekcijama s međunarodnim sudjelovanjem. Opatija, 2013.
7. Ultrazvuk u kliničkoj praksi – ultrazvuk u ginekologiji i porodništvu. Split, 2005., 2006., 2007., 2013.
8. 3. hrvatski kongres o reprodukcijskom zdravlju, kontracepciji i IVF-u, Šibenik, 2014.
9. 7th – 9th Croatian Congress on Gynaecological Endocrinology, Human Reproduction and Menopause with International Participation, Brijuni, 2009, 2011, 2013 i 2015.
10. XXIX. Perinatalni dani „Ante Dražančić", Split, 2015.
11. MIPS Educational Course. Split, 2015.
12. XXII. Savjetovanje o perinatalnom mortalitetu u RH u 2016. godini, Zagreb, 2016.
13. Sedmi hrvatski kongres ginekologa i opstetričara, Osijek, 2016.
14. 4. simpozij „Praktična primjena 3D ultrazvuka u ginekologiji i opstetriciji", Vodice, 2016.
15. XXV. Perinatalni dani, Zagreb, 2016.
16. 4th Croatian Congress on Reproductive Health, Family Planning, Contraception, Šibenik, 2016.

Doktorati i magisteriji / *PhD and Master's theses*

1. Roje D. Čimbenici apoptoze i proliferacije u trofoblastu terminskih posteljica kod idiopataskog intrauterinog zastoja rasta (disertacija). Sveučilište u Splitu, 2009.
2. Vulić M. Uloga kolagena u uterosakralnim ligamentima u žena sa spuštenim spolnim organima (disertacija). Sveučilište u Splitu, 2009.
3. Vučinović M. Procjena stupnja nasljednosti strukture EEG-a u spavanju istraživanjem razlika između jednojajčanih i dvojajčanih blizanaca u prva tri mjeseca života (disertacija). Sveučilište u Splitu, 2012.
4. Meštrović Z. Utjecaj različitih antropometrijskih čimbenika mase i visine trudnica na fetalni rast donošene novorođenčadi (magisterij). Sveučilište u Splitu, 2013.
5. Marušić J. Upalni citokini i apoptotski proces posteljica trudnoća kompliciranih preeklampsijom i HELLP sindromom (disertacija). Sveučilište u Splitu, 2013.
6. Šunj M. Laparoskopsko bušenje (engl. drilling) desnog jajnika toplinskom energijom prilagođenom volumenu jajnika u žena sa sindromom policističnih jajnika (disertacija). Sveučilište u Splitu, 2013.
7. Bačić B. Usporedba izražaja E-cadherina i p53 u ranim i uznapredovalim stadijim seroznog raka jajnika (disertacija). Sveučiliste u Mostaru, 2013.
8. Vukušić-Pušić T. Doktorska disertacija: Uloga proliferacije i apoptoze u razvoju humanih gonada (disertacija). Sveučilište u Splitu, 2013.
9. Zekan J. Prognostički čimbenici i kirurški pristupi kod ranog karcinoma stidnice (disertacija). Sveučilište u Splitu, 2013.

Plan razvoja

Katedra za ginekologiju i opstetriciju i Klinika za ženske bolesti i porode funkcionalno su i organizacijski nerazdvojive. U Klinici za ženske bolesti i porode KBC-a Split, koja čini osnovu Katedre, postoji značajan nedostatak kadra svih profila. U takvim okolnostima osoblje u radnom vremenu jedva uspijeva odraditi dnevne radne obveze, a za bavljenje znanošću redovito ostaje tek vrijeme izvan radnoga vremena. Preopterećenost može u dužem vremenu dovesti do uzajamnoga negativnog učinka na kliničku, znanstvenu i nastavnu aktivnost. Ipak u Katedri se bilježi značaj i stalan napredak u znanstvenoj produkciji, a time i u napredovanju. Katedra aktivno sudjeluje u nastavi na studiju Medicine na engleskom jeziku od 2014., i to prema objektivnim pokazateljima vrlo uspješno. Predavači i suradnici svake godine ostvaruju uspjeh i pozitivne rezultate te dobivaju izvrsne ocjene domaćih i stranih studenata, što dodatno govori o njihovu zalaganju i trudu, unatoč nedostatku vremena i preopterećenosti svakodnevnim obvezama na Klinici. U budućnosti se nadamo još boljim rezultatima te popunjavanju kadra koji nedostaje uz bolju tehnološku opremljenost kako bi zajednički rezultati na Katedri i Klinici bili još bolji. U tijeku je izrada i prijavljivanje poslijediplomskoga specijalističkog studija iz ginekologije i opstetricije koji je obvezan za specijalizante. Očekujemo daljnji razvoj Klinike i Katedre te društvenu podršku kako bi splitska ginekologija i opstetricija i Medicinski fakultet i dalje bili među vodećima u Hrvatskoj.

Development plan

There is a significant lack of staff of all profiles in the Clinic for Female Diseases and Delivery of the University Hospital of Split which is the base of our Department. In these circumstances our staff can barely perform daily work, and scientific work can only be done in their free time, outside working hours. Nevertheless, there has been a constant progress in scientific production since 2014. Department conducts classes in English as well, as a part of the Medical Studies in English. The lecturers and associates achieve positive results and great grades from domicile and foreign students, which says a lot about their efforts, despite the lack of time and burden of everyday obligations at the Clinic. In the future, we hope for even better results as well as employing more staff so that our mutual results, at both Clinic and the Department would be even better. The creation of post graduate specialist study program in Gynaecology and Obstetrics is in progress.

Udžbenici, poglavlja u udžbenicima i monografije 2007. – 2016.

Textbooks, chapters in textbooks, and monographs from 2007 to 2016

1. Karelović D, Marković V, Vlak T, Vučinović Z. Osteoporoza. Split: Jedinica za znanstveni rad KBC Split; 2008.
2. Karelović D. Prenatalna dijagnostika. U: Vida Čulić V, Čulić S. Sindrom Down.Split: Udruga 21 za sindrom Down i Nakladа-Bošković; 2008, 221-49.
3. Karelović D. Internetu medicinskoj struci i znanosti. U: Kern J, Petrovečki M. Medicinska informatika. Zagreb: Medicinska naklada; 2009, 152-61.
4. Jukić M, Marušić J.Kronična bol u zdjelici. U: Jukić M, Majerić Kogler V, Fingler M. Bol – uzroci i liječenje. Zagreb: Medicinska naklada; 2011.
5. Strinić T. Trudnoća i ovisnost. U: Sutlović D. (ur.) Osnove forenzične toksikologije. Split: Redak; 2011, 443-56.
6. Vulić M., Vučinović M., Strinić T. Trudnoća i ovisnost. U: Sutlović D i sur.(ur). Osnove forenzične toksikologije. 1. izd. Split: Redak; 2011.
7. Zekan J, Sirotkovic-Skerlev M, Skerlev M. Oncogenic aspects of HPV Infections of the female genital tract. U: Seligmann H, ur. DNA Replication: Current advancess. Wienna: InTech; 2011, 595-612.
8. Karelović D. Infekcije u ginekologiji i perinatologiji. Zagreb: Medicinska naklada; 2012.
9. Karelović D. Vertikalna transmisija infekcija u porođaju. U: Karelović D i sur. Infekcije u ginekologiji i perinatologiji. Zagreb: Medicinska naklada; 2012, 74-80.
10. Karelović D, Božić J. Infekcije virusima herpesa simpleksa. U: Karelović D i sur. Infekcije u ginekologiji i perinatologiji. Zagreb: Medicinska naklada, 2012, 486-500.
11. Karelović D, Karelović L. Infekcija kirurškog mjesta. U: Karelović D i sur. Infekcije u ginekologiji i perinatologiji. Zagreb: Medicinska naklada; 2012, 333-51.
12. Karelović D, Karelović L. Vulvovaginalna mikoza. U: Karelović D i sur. Infekcije u ginekologiji i perinatologiji. Zagreb: Medicinska naklada; 2012, 437-49.
13. Karelović D, Karelović L. Infekcija humanim papiloma virusima. U: Karelović D i sur. Infekcije u ginekologiji i perinatologiji. Zagreb: Medicinska naklada; 2012, 461-78.
14. Karelović D, Petrović P. Chlamydia trachomatis serotipa D do K u žena. U: Karelović D i sur. Infekcije u ginekologiji i perinatologiji. Zagreb: Medicinska naklada; 2012, 420-33.
15. Karelović D, Skerlev M. Zdjelična upalna bolest. U: Karelović D i sur. Infekcije u ginekologiji i perinatologiji. Zagreb: Medicinska naklada; 2012, 234-41.
16. Marušić J, Karelović D. Deskvamativni upalni vaginitis. U: Karelović D i sur. Infekcije u ginekologiji i perinatologiji, Medicinska naklada; Zagreb, 2012.
17. Mimica M. Genitalne mikoplazme. U: Karelović D, ur. Infekcije u ginekologiji i perinatologiji. Zagreb: Medicinska naklada; 2012, 413-9.
18. Roje D. Infekcije beta hemolitičkim streptokokom skupine B. U: Karelović D i sur. Infekcije u ginekologiji i perinatologiji, Zagreb: Medicinska naklada; 2012, 402-12.
19. Strinic T. Is Embolisation equal to Hysterectomy in treating Uterine Fibroids? In: Al-Hendy A, Sabry M. (Eds.). Hysterectomy. InTech, New York; 2012, 169-96.
20. Šitum M, Zekan J. Promjene stidnice i njihova važnost u diferencijalnoj dijagnozi. U: Karelović D, ur. Infekcije u ginekologiji i perinatologiji. Zagreb: Medicinska naklada; 2012, 192-219.
21. Tandara M, Šunj M. Utjecaj infekcije na spermije i kvalitetu zametka U: Karelović D i sur. Infekcije u ginekologiji i perinatologiji, Zagreb: Medicinska naklada; 2012.
22. Vučinović M. Uloga polisomnografije u neonatologiji. U: Pavlov N, Čulić S, Miše K (ur). Poremećaji tijekom spavanja-Sleep apnea. 1. izd. KBC. Split; 2012.
23. Vulić M. Puerperalni endometritis. U: Karelović D. Infekcije u ginekologiji i porodništvu. Zagreb: Medicinska naklada; 2012.
24. Zekan J, Bernt Živković T. Laboratorijski biljezi infekcije. U: Karelović D, ur. Infekcije u ginekologiji i perinatologiji. Zagreb: Medicinska naklada; 2012, 111-17.
25. Strinic T. Gynecology & Obstetrics. In: Simunovic VJ: Catalogue of Clinical Skills. Seattle: CreateSpace Independent Publishing Platform; 2013.
26. Roje D. Fiziologija fetusa. U: Đelmiš J, Orešković S. i sur. Fetalna medicina i opstetricija, Zagreb: Medicinska naklada; 2014, 109-19.
27. Vulić M. Kardiotokografija. U: Đelmiš J, Orešković S. i sur. Fetalna medicina i opstetricija. Zagreb: Medicinska naklada; 2014.
28. Roje D. Prenatalna dijagnostika: Probir na prirođene anomalije. U: Čulić V, Pavelić J, Radman M. Genetičko informiranje u praksi, Zagreb: Medicinska naklada; 2015, 277-80.
29. Šunj M. Plodni potencijal. U: Vida Čulić, Jasminka Pavelić, Maja Radman. Genetičko informiranje u praksi, Zagreb: Medicinska naklada; 2015.
30. Vulić M. Sklonost trombofilijii trudnoća. U: Čulić V, Pavelić J, Radman M i sur. Genetičko informiranje u praksi. Zagreb: Medicinska naklada; 2016.

Publikacije objavljene u časopisima indeksiranima u bazi Current Contents (2007. – 2016.)

Publications in journals indexed in Current Contents database during the period 2007-2016

Potpuni popis publikacija (47) nalazi se u elektroničkom obliku.

The complete list of publications (47) is enclosed in the digital format.

Literatura / *References*

1. Banović I. Povijesni pregled razvoja Klinike za ženske bolesti i porode u Splitu. Med an 1990:16(Supl 1):7-16.
2. Postružnik S, Dežulović N. Odjel za ženske bolesti i porode. U: Uglešić B, Reić P. 190 godina splitske bolnice. Split: opća bolnica Split; 1984, 105-11.
3. Kečkemet D. Zdravstvo i bolnica u Splitu do Drugog svjetskog rata. U: Uglešić B. i sur. 190 godina splitske bolnice. Split: Znanstvena jedinica; 1984, 13.
4. Kraljević Lj. i sur. Razvoj Medicinskog studija u Dalmaciji. Split: Zbor liječnika Hrvatske, Osnovna organizacija Split; 1994, 198.
5. Tadin I. Katedra za ginekologiju, opstetriciju i humanu reprodukciju. U: Janković S, Boban M., ur. Medicinski fakultet 1997.-2007. Split: Medicinski fakultet; 2007, 267-71.

KATEDRA ZA PEDIJATRIJU
DEPARTMENT OF PEDIATRICS

Prof. dr. sc. Vjekoslav Krželj / Prof Vjekoslav Krželj, MD, PhD
Pročelnik Katedre / Head of Department

Povijest Katedre

Klinika za dječje bolesti Kliničkoga bolničkog centra Split nastavna je baza Katedre za pedijatriju Medicinskoga fakulteta Sveučilišta u Splitu. Zbog toga je nužno navesti nekoliko osnovnih povijesnih podataka o Klinici za dječje bolesti.

Početak organiziranoga stacionarnog liječenja djece u Splitu započeo je davne 1926. godine, kada je prim. dr. Vera Bekavac-Škarica preuzela zbrinjavanje djece u nahodištu. Nahodište se 1934. organizira u Dječji odjel s 15 kreveta, u kojem su se liječila dojenčad i mala djeca, a veća se djeca i dalje liječe u okviru Internoga odjela. Takvo stanje traje do kraja II. svjetskog rata, kada Dječji odjel dobiva primjereniji prostor. S 50 kreveta sada zbrinjava svu djecu do 14 godina. Sljedeće, 1946. godine Odjel se premješta u veći prostor, gdje je organiziran na 4 odsjecima: dojenčad, mala djeca, velika djeca te odsjek za liječenje tuberkulozne djece svih dobi. Sukladno potrebama, 1950. godine Odjel raste na 70 kreveta uz bolju tehničku opremljenost: mliječnu kuhinju, laboratorij i rendgen. Interesantan je podatak da je već davne 1959. godine na Dječjem odjelu počela s radom Škola za hospitaliziranu djecu, što je rana prethodnica kasnijega europskoga i hrvatskoga programa za humanizaciju boravka djece u bolnici. Prvi subspecijalistički odsjeci (kardiologija i neurologija) formirani su 1965.

History of the Department

Children's Health Clinic at the University Hospital of Split is the teaching base for the Department of Pediatrics at the University of Split School of Medicine. Therefore, it is essential to list a few key historical facts about the Children's Health Clinic.

The beginning of organized stationary treatment of children in Split is recorded as early as 1926 when Prim dr Vera Bekavac-Škarica took up the task of child care at a foundling home. In 1934, the foundling home was transformed into a children's ward with 15 beds for treating infants and young children, whilst older children were still being treated within internal medicine ward. Only after the end of World War II was the Children's Ward relocated to a more suitable location, now with 50 beds for treating children aged 0 to 14. Just the following year in 1946, the Ward was greatly expanded at a new location and organised in four sections – infantry, young age, older age and lastly, tuberculosis patient treatment section for children of all ages. In accordance with patients' needs, in 1950 the Ward grows to 70 beds accompanied by new facilities – a canteen, a laboratory and an X-ray room.

Interestingly, as early as 1959 hospitalized children were provided with school at the Ward, which was an early

Dječji odjel opremljen sa 120 kreveta useljava 1974. godine u sadašnji prostor na IV. katu nove bolničke zgrade na Firulama. Novi prostor, kadrovi i tehnička opremljenost bolnice daju novi zamah razvoju pedijatrije u splitskoj bolnici. Razvojem medicinskoga studija u Splitu Odjel za dječje bolesti 1987. prerastao je u Kliniku za dječje bolesti.

Nastava iz predmeta Pedijatrije za studente medicine na tadašnjem se Odjelu za dječje bolesti počela održavati u akademskoj godini 1975./1976. godine s početkom rada Područnoga medicinskog studija u Splitu za studente Medicinskog fakulteta u Zagrebu. Nastavu su izvodili nastavnici iz Splita i Zagreba. Prvi habilitirani nastavnici pedijatrije u Splitu bili su prof. dr. sc. Ranko Štambuk, prof. dr. sc. Livio Balarin i doc. dr. sc. Nikola Lukinović. Doktor Ranko Štambuk doktorat znanosti obranio je 1968. na Medicinskom fakultetu u Zagrebu, 1976. bio je izabran u znanstveno-nastavno zvanje docenta, 1982. godine u zvanje izvanrednoga profesora, a 1984. godine redovitoga profesora pedijatrije Medicinskoga fakulteta u Zagrebu za studij u Splitu. Obnašao je i dužnost zamjenika predstojnika Katedre. Doktor Livio Balarin stekao je titulu doktora znanosti 1976., kada je izabran u znanstveno-nastavno zvanje docenta, a 1999. godine u zvanje izvanrednoga profesora. Od 1987. voditelj je nastave Studija u Splitu za Katedru pedijatrije Medicinskog fakulteta u Zagrebu, a od osamostaljenja Medicinskoga fakulteta u Splitu, 1997. godine, pročelnik je Katedre za pedijatriju do umirovljenja 2002. Doktor Nikola Lukinović sudjeluje u nastavi od akademske godine 1984./1985., a u znanstveno-nastavno zvanje docenta pedijatrije za Područni studij medicine u Splitu izabran je 1989. U nastavi pedijatrije Studija medicine u Splitu sudjelovao je i prof. dr. sc. Slavko Perović, od 1986. redoviti profesor Medicinskoga fakulteta Sveučilišta u Zagrebu, a držao je nastavu i na Medicinskom fakultetu u Rijeci.

Od početka održavanja nastave pedijatrije na Područnom studiju medicine u Splitu najveći dio izvode predavači Klinike za dječje bolesti u Splitu te predstavljaju temelj za kasnije osnivanje Katedre u Splitu. Od akademske godine 1975./1976. uključeni su u nastavu prim. dr. Marija Bešker, prim. dr. Miloš Matana i prim. dr. Ida Vulić. Prim. dr. Marija Frleta uključuje se u nastavu od akademske godine 1976./1977. Dr. Rudolf Jakl (poslije prim. mr. sc.) i dr. Biserka Rešić (sada prof. dr. sc.) aktivno sudjeluju u održavanju nastave od 1983./1984. akademske godine. Dr. Srđana Čulić (poslije prof. dr. sc.) i dr. Ivan Musić (poslije mr. sc.) uključeni su u nastavu. 1987./1988., a dr. Ivo Valić i dr. Vida Čulić (poslije prof. dr. sc.) od akademske godine 1991./1992. Dr. Vjekoslav Krželj (poslije prof. dr. sc.) u

predecessor of a later European and Croatian programme in humanizing children's hospital stay. First subspecialty divisions, cardiology and neurology, were formed in 1965.

In 1974, the Children's Ward equipped with 120 beds was moved to its current location at the fourth floor of a new hospital building in Firule. Split's new hospital had size, medical staff and facilities that gave swing to the development of pediatrics. Through the development of Study of Medicine in Split, Children's Ward grew into Children's Health Clinic in 1987.

Medicine students started taking Pediatrics classes at the former Children's Ward in academic year 1975/76, when a branch of medical studies by Zagreb University School of Medicine opened in Split. Classes were held in partnership with lecturers from Zagreb and Split. The first Tenured Professors of Pediatrics were Prof Ranko Štambuk, MD, PhD, and Prof Livio Balarin, MD, PhD, and Assist Prof Nikola Lukinović, MD, PhD. Ranko Štambuk was awarded a doctorate at Zagreb University School of Medicine in 1968. He was elected Assist Prof in 1976, Assoc Prof in 1982 and Full Professor of Pediatrics in 1984 at Study of Medicine in Split by Zagreb University School of Medicine. He was an active Deputy Head of Department. Livio Balarin, PhD gained his title in 1976 when he was elected Assist Prof became Assoc Prof in 1999. From 1987 he was the Head of Department of Pediatrics of Zagreb University School of Medicine at the Study of Medicine in Split until the establishment of the University of Split School of Medicine in 1997 when he became the Head of Department of Pediatrics. He retired in 2002. Nikola Lukinović, PhD, started lecturing in academic year 1984/85 and was elected Assist Prof of Pediatrics at Study of Medicine in Split in 1989. Prof Slavko Petrović, MD, PhD, who became a Full Professor at Zagreb University School of Medicine in 1986, taught Pediatrics at Study of Medicine in Split and Rijeka University School of Medicine.

Since the very beginning of teaching Pediatrics at Study of Medicine in Split, most of the classes were carried out by the School members and associates from the Children's Health Clinic in Split, which later served as a solid foundation for constituting today's Department. In academic year 1975/76 the following School members and associates held classes: Prim Marija Bešker, MD, Prim Miloš Matana, MD, and Prim Ida Vulić, MD. In academic year 1976/77 Prim Marija Frleta, Md. In academic year 1983/84 Rudolf Jakl, MD (later Prim MSc) and Biserka Rešić, MD (now Prof, PhD) actively participated.

Nastavno i suradničko osoblje Katedre/ *Teaching and Associate Staff of the Department:*
prof. dr. sc. Julije Meštrović, dr. Vanda Žitko, Irena Mišetić, prof., mr. sc. Sandra Prgomet, doc. dr. sc. Slavica Dajak, prof. dr. sc. Vida Čulić, prof. dr. sc. Vjekoslav Krželj, Marija Meštrović, dr. med., prof. dr. sc.Marijan Saraga, doc. dr. sc. Bernarda Lozić, prof. dr. sc. Veselin Škrabić, Višnja Armanda, dr. med., doc. dr. sc. Radenka Kuzmanić Šamija, Ranka Despot, dr. med., doc. dr. sc. Branka Polić, mr. sc. Tanja Kovačević, mr. sc. Maja Tomasović, Jasna Petrić, dr. med., doc. dr. sc. Ivana Unić i Adela Arapović, dr. med.

nastavi je 1992./1993., a dr. Marijan Saraga (poslije prof. dr. sc.) od akademske godine 1993./1994.

U nastavu predmeta Pedijatrija Studija u Splitu iz matične Katedre Medicinskoga fakulteta u Zagrebu bili su uključeni prof. dr. sc. Bosiljka Štampar-Plasaj, prof. dr. sc. Sreto Vukadinović, prof. dr. sc. Duško Mardešić i prof. dr. sc. Ljiljana Zergollern-Čupak.

Nastava Školske medicine održavala se u sklopu raznih kolegija i katedara i donekle je pratila ne samo promjene fakultetskoga kurikula već i promjene zdravstvenoga sustava. Dok je studij medicine u Splitu bio ogranak zagrebačkoga Medicinskoga fakulteta, predmet Školska medicina zajedno s općom/obiteljskom i radnom medicinom spadao je u primarnu zdravstvenu zaštitu i održavao se u zadnjem, tada X. semestru. Nastavu su ispočetka vodili zagrebački nastavnici, prof. dr. sc. Živka Prebeg i dr. sc. Vesna Jureša, a poslije je dio nastave preuzeo dr. sc. Marin Donadini, specijalist školske medicine i voditelj Školske poliklinike u Splitu. On je 1993. na Medicinskom fakultetu izabran u znanstveno-nastavno zvanje naslovnoga docenta za potrebe nastave iz PZZ-a i socijalne medicine. Osnivanjem Medicinskoga fakulteta

In 1987/88 Srđana Čulić (later Prof, PhD) and dr. Ivan Musić (now MSc) and Ivo Valić, MD, and Vida Čulić (later Prof, PhD) joined later in 1991/92 Vjekoslav Krželj, MD (later Prof, PhD joined in 1992/93 and Marijan Saraga (later Prof, PhD) in 1993/94.

School members from Zagreb University School of Medicine that taught Pediatrics course were Prof Bosiljka Štampar-Plasaj, MD, PhD, Prof Sreto Vukadinović, MD, PhD, Prof Duško Mardešić, MD, PhD, and Prof Ljiljana Zergollern-Čupak, MD, PhD.

The Medical Care of School-Age Children course was integrated within various classes and departments and kept up to certain extent with the changes that occurred not only in education but in Public Health System as well. While Split University School of Medicine was still a branch of Zagreb University School of Medicine, the Medical Care of School-Age Children course together with Family and Occupational Medicine was part of the primary health care course and was taught in the 10th semester i.e. the last semester. The course was then held by Zagreb School teachers, Prof Živka Prebeg, MD, PhD, and Vesna Jureša, MD, PhD, until Marin

Sveučilišta u Splitu 1997. godine predmet Školska medicina postaje sastavni dio Katedre za pedijatriju.

Prostorni i radni uvjeti

Nastavna je baza Katedre za pedijatriju Medicinskoga fakulteta Sveučilišta u Splitu Klinika za dječje bolesti Kliničkoga bolničkog centra Split. Prostorno je smještena na četvrtom katu glavne zgrade KBC-a Split. U tom se prostoru nalazi stacionarni dio Klinike koji ima 110 kreveta, Jedinica intenzivnoga liječenja djece, Dnevna bolnica, 12 kreveta za majke dojilje te dio dijagnostičkih laboratorija. U Klinici za dječje bolesti nalaze se i dvije seminarske dvorane koje služe za održavanje nastave. Seminarske su dvorane opremljene suvremenom opremom potrebnom za adekvatno održavanje nastave. Katedra se služi i polikliničkim dijelom Klinike, koji je smješten u zgradi Poliklinike KBC-a Split. Poliklinički dio ima 28 subspecijalističkih ambulanta uz dijagnostičke laboratorije. Zavodi i klinički odjeli Klinike za dječje bolesti opremljeni su suvremenom medicinskom opremom koja omogućuje kvalitetnu edukaciju studenata. Predavanja se održavaju prema godišnjem rasporedu korištenja dvorana Medicinskoga fakulteta Sveučilišta u Splitu, a pretežno u velikoj predavaonici KBC-a Split te u amfiteatru PAK-a. Vježbe studenata održavaju se u stacionarnom i polikliničkom dijelu Klinike za dječje bolesti, Hitnom dječjem prijemu te u ambulantama i radilištima školske medicine.

Nastavna djelatnost

Katedra za pedijatriju Medicinskoga fakulteta Sveučilišta u Splitu sudjeluje u dodiplomskoj nastavi za studente Medicine, Dentalne medicine, Medicine na engleskom jeziku te studente Sveučilišnoga odjela zdravstvenih studija Sestrinstva, Primaljstva, Laboranata i Fizioterapeuta.

Nastavnici Katedre za pedijatriju održavaju također nastavu u dodiplomskoj i poslijediplomskoj nastavi Medicinskoga fakulteta Sveučilišta u Splitu u predmetima: Kliničke vještine, Kako nastaju tumori i citogenetika tumora, Medicinska humanistika - Medicinska etika, Pedijatrija utemeljena na dokazima, Razvoj i prirođene bolesti bubrega, Metode molekularne dijagnostike novotvorina, Medicina utemeljena na dokazima, Obiteljska medicina, Klinička genetika, Zašto i kako dišemo, Bolesti krvarenja i zgrušavanja u dječjoj dobi.

U akademskim godinama 2010./2011. i 2011./2012. u Katedri za pedijatriju prema tadašnjem kurikulu za studente medicine organiziran je veliki izborni predmet pod nazivom Odabrane teme iz pedijatrije.

Donadini, MD, PhD, a specialist in Medical Care of School-Age Children and Head of Split Polyclinic for Medical Care of School-Age Children, took over a part of the classes. He was elected Assist Prof for PHC and Social Medicine in 1993. Since the establishment of the University of Split School of Medicine in 1997, the Medical Care of School-Age Children course has become an integral part of the Department of Pediatrics.

Space and Working Conditions

The teaching base for the Department of Pediatrics at the University of Split School of Medicine is the Children's Health Clinic at the University Hospital of Split . It is located on the fourth floor of the University Hospital of Split main building. It includes Clinic's stationary unit with 110 beds, a paediatric intensive care unit, a day hospital, a 12-bed maternity unit and diagnostic laboratories. The Clinic has two conference rooms designed for lectures. The conference rooms are fully equipped with modern teaching utilities. The Department is granted usage of the polyclinic section of the Clinic, which is located in the University Hospital of Split Polyclinic building.

The polyclinic section has 28 subspecialty clinics accompanied by diagnostic laboratories. Children's Health Clinic offices and departments are equipped with modern medical utilities providing quality training to students. The classes are organized according to the yearly room booking at the University of Split School of Medicine, they are held primarily in the large lecture hall at the University Hospital of Split and at the Pathological-anatomical complex. Student training takes place at the Clinic's stationary and polyclinic units, in the pediatric emergency room and at the clinics and offices for Medical Care of School-Age Children.

Teaching Activities

Department of Pediatrics at the University of Split School of Medicine delivers courses for students of Medicine, Dental Medicine, Medical Studies in English and students of Nursing, Midwifery, Medical Laboratory Diagnostics and Physical Therapy at the University Department of Health Studies.

The Department of Pediatrics teachers also carry out following undergraduate and postgraduate study courses at Split University School of Medicine: Clinical Skills, How Tumours Develop and Tumour Cytogenetics, Medical Humanities - Medical Ethics, Evidence-Based Paediatrics, Kidney Growth and Diseases, Methods in Molecular Diagnostics of Tumours, Evidence-Based Clinical Medicine, Family Medicine, Clinical

Svi habilitirani nastavnici Katedre za pedijatriju predavači su na poslijediplomskom specijalističkom studiju Biomedicina razvojne dobi na Medicinskom fakultetu Sveučilišta u Rijeci u okviru suradnje s Katedrom za pedijatriju Medicinskoga fakulteta Sveučilišta u Rijeci.

Nastavnici Katedre za pedijatriju nadalje održavaju nastavu u: Pennsylvania State University, Eberly College of Science, Pennsylvania, Penn State University i University of New Haven USA, raznim predmetima poslijediplomskih studija Medicinskoga fakulteta Sveučilišta u Zagrebu (Opće kompetencije liječnika specijalista; Infektivne bolesti u djece; Endokrinologija i dijabetologija; Molekularna medicina identifikacija skeletnih ostataka, utvrđivanje očinstva, analiza Y kromosoma; Molekularna osnova koštanih oboljenja); kolegiju Intenzivno liječenje djece, poslijediplomskoga specijalističkog studija Anesteziologija, reanimatologija i intenzivno liječenje Medicinskog fakulteta Sveučilišta u Rijeci; Medicinskom fakultetu Sveučilišta u Mostaru, Stomatološkom fakultetu Sveučilišta u Zagrebu, Edukacijsko-rehabilitacijskom fakultetu Sveučilišta u Zagrebu, Zdravstvenom veleučilištu u Zagrebu i Fakultetu zdravstvenih studija u Mostaru, Odsjek za primaljstvo.

Nastavnici Katedre za pedijatriju u potpunosti održavaju nastavu i ispite na kolegiju Zaštita zdravlja i njega djece predškolske dobi na Odsjeku za predškolski odgoj Filozofskoga fakulteta Sveučilišta u Splitu te sudjeluju u nastavi Poslijediplomskoga specijalističkoga studija Medicinsko pravo Pravnoga fakulteta Sveučilišta u Splitu te na Sveučilišnom diplomskom studiju forenzike.

Predmet Pedijatrija (MFM609) za studente medicine ima 230 sati nastave, i to 60 sati predavanja, 70 sati seminara i 100 sati vježba te donosi 14 ECTS bodova. Zbog brojnosti studenata medicine nastava se održava u dvama turnusima, što je dodatno opterećenje za nastavnike, ali unaprjeđuje kvalitetu nastave. Katedra za pedijatriju u pravilu je veoma dobro ocjenjena i kao njezini pojedini nastavnici. Osim na predavanja i seminare, posebna pozornost u nastavi polaže se na praktični rad i kliničke vještine. Da bi se povećala učinkovitost takva rada, svakoj vježbovnoj skupini imenuje se mentor na početku nastave, koji je odgovoran pročelniku Katedre za provođenje praktične nastave. U praktičnom dijelu izvođenja nastave organizirano je održavanja vježba u dežurstvu i na Hitnom dječjem prijemu. Ispit se sastoji od pismenoga, praktičnoga i usmenoga dijela.

Genetics, How and Why Do We Breathe, Blood Disorders in Childhood.

In academic years 2010/2011 and 2011/2012 the Department of Pediatrics in accordance with the curriculum of the study program in Medicine included an elective course under the name Selected Pediatric Topics.

All Tenured Professors from the Department of Pediatrics are lecturers on Biomedicine in Children, a postgraduate specialist study at Rijeka University School of Medicine, as part of a mobility project with the Department of Pediatrics at the University of Rijeka School of Medicine.

Furthermore, the Department of Pediatrics members give lectures at: Pennsylvania State University, Eberly College of Science Pennsylvania, Penn State University and the University of New Haven USA. They teach in various postgraduate study courses at the University of Zagreb School of Medicine (Competences of Consultants, Infectious Diseases in Children, Endocrinology and Diabetology, Molecular Medicine – Identification of Skeletal Remains, Paternity Testing, Y-Chromosome Analysis, Molecular Base in Skeletal Diseases), course Intensive Care of Children at a postgraduate specialist study program in Anaesthesiology, Reanimatology and Intensive Care at Rijeka University School of Medicine. Teachers are also involved at Mostar University School of Medicine, Zagreb University School of Dental Medicine, Zagreb University Faculty of Education and Rehabilitation Sciences, Zagreb University of Applied Health Sciences and Mostar University Faculty of Health Studies – Obstetrics Department.

The members of the Department of Pediatrics hold a course in Health Protection and Child Care of Preschool-Age Children at the Department of Education of Preschool-Age Children at Split University Faculty of Philosophy, and participate in the postgraduate specialist study program of Medical Law and the graduate study program of Forensics.

The Pediatrics course (MFM609) for medical students has 230 hours of classes divided into 60 hours of lectures, 70 hours of seminar and 100 hours of practical training, which amounts to 14 ETC points. Due to the large number of medical students classes are held in two block sessions, which can be strenuous for the staff, but nonetheless improves the quality of teaching. The Department of Pediatrics is usually assessed with high marks. Besides lectures and seminars, special attention is given to practical classes and training

Nastava iz predmeta Školska medicina u cijelosti se održava u okviru Katedre za pedijatriju, kao predmet u bloku od tjedan dana s ukupno 25 sati: 7 sati predavanja, 12 sati seminara i 6 sati vježba po studentu. Teorijski dio (predavanja i seminari) provodi se na Fakultetu i Klinici za dječje bolesti, a vježbe u ambulantama i školi.

Nastavno i suradničko osoblje

Voditelj je nastave Katedre za pedijatriju prof. dr. sc. Vjekoslav Krželj. U nastavi Katedre tijekom 2015./2016 akademske godine sudjeluje 36 nastavnika i suradnika. Od toga ih je 15 doktora znanosti i 6 magistra znanosti. Na Katedri nastavu održava 8 profesora, 5 docenata i 12 asistenata.

Nastavnici i suradnici abecednim su redom:

Adela Arapović, dr. med. spec. pedijatrije; Višnja Armanda dr. med. spec. pedijatrije; mr. sc. dr. Fani Balarin, spec. školske medicine; prof. dr. sc. Vida Čulić; dr. sc. Slavica Dajak, spec transfuziologije; Ranka Despot, dr. med. spec. pedijatrije; Slavica Dragišić, dr. med. spec. pedijatrije; mr. sc. dr. Josipa Glavaš, spec. školske medicine; univ. mag. med. Željka Karin, spec. školske medicine; prof. dr. sc. Vjekoslav Krželj; mr. sc. dr. Tanja Kovačević, dr. med. spec. pedijatrije; doc. dr. sc. R. Kuzmanić Šamija; doc. dr. sc. Bernarda Lozić; dr. Karolina Malić Tudor, dr. med. spec. pedijatrije; doc. dr. sc. Joško Markić; Eugenija Marušić, dr. med. spec. pedijatrije; prof. dr. Julije Meštrović; dr. Marija Meštrović, dr. med. spec. pedijatrije; Vitomir Metličić, dr. med. spec. pedijatrije; prof. Irena Mišetić, spec. psiholog; prof. dr. sc. Neven Pavlov; dr. Jasna Petrić; dr. sc. Branka Polić, dr. med. spec. pedijatrije; prof. dr. sc. Dragan Primorac; mr. sc. dr. Sandra Prgomet, dr. med. spec. pedijatrije; prof. dr. sc. Mirjana Rumboldt; prof. dr. sc. Marijan Saraga; dr. Saša Sršen, dr. med. spec. pedijatrije; dr. Luka Stričević, dr. med. spec. pedijatrije; prof. dr. sc. Veselin Škrabić; mr. sc. dr. Marija Šonjić spec. školske medicine; mr. sc. dr. Maja Tomasović, dr. med. spec. pedijatrije; doc. dr. sc. Ivana Unić; dr. sc. Anita Ursić, dr. med. spec. pedijatrije; doc. dr. sc. Orjena Žaja; Vanda Žitko, dr. med. spec. pedijatrije.

Prethodni voditelji nastave

Nakon osnivanja Medicinskoga fakulteta Sveučilišta u Splitu 1997. godine pročelnici su Katedre za pedijatriju prof. dr. sc. Livio Balarin od 1997. do 2002., prof. dr. sc. Marijan Saraga od 2002. do 2007., prof. dr. sc. Vjekoslav Krželj od 2007. godine do sada.

Školska medicina integrirana je u nastavu koja se održava u Katedri za pedijatriju, a dr. sc. Margarita Restović-Sirotković

of students in clinical skills. To increase training efficiency, each student training group is assigned to a mentor at the beginning of a school year, who reports directly to the Head of the Department. Practical classes include training medical skills at hospital wards and in the pediatric emergency room. The final examination consists of written, practical and oral test.

The course in Medical Care of School-Age Children is organized completely by the Department of Pediatrics as a week-long 25 hours course divided into 7 hours of lectures, 12 hours of seminars and 6 hours of practical classes. Lectures and seminars take place at the School of Medicine and the Children's Health Clinic, while practical classes take place at clinics and schools.

Teachers and associates

Head of the Department of Pediatrics is Prof Vjekoslav Krželj, MD, PhD. In academic year 2015/16, 36 teachers and associates participated in education of students, 15 of whom are Doctors of Sciences and 6 of whom are Masters of Sciences. The Department has 8 Professors, 5 Assist Professors and 12 Assistants who work with students.

Teachers and Associates in the alphabetical order:

Adela Arapović, MD spec. Pediatrics; Višnja Armanda MD spec. Pediatrics; Fani Balarin, MD, MSc, spec. Medical Care of School-Age Children; Prof Vida Čulić, PhD; Slavica Dajak, MD, PhD, spec. Transfusiology; Ranka Despot MD, spec. Pediatrics; Slavica Dragišić, MD, spec. Pediatrics; Josipa Glavaš, MD, MSc, spec. Medical Care of School-Age Children; univ. mag. med. Željka Karin, spec. Medical Care of School-Age Children; Prof Vjekoslav Krželj, MD, PhD; Tanja Kovačević, MD, MSc, spec. Pediatrics; Assist Prof R. Kuzmanić Šamija, PhD; Assist Prof Bernarda Lozić, PhD; Karolina Malić Tudor, MD, spec. Pediatrics; Assist Prof Joško Markić, PhD; Eugenija Marušić, MD, spec. Pediatrics; Prof Julije Meštrović, PhD; Marija Meštrović, MD, spec. Pediatrics; Vitomir Metličić, MD, spec. Pediatrics; Prof Irena Mišetić, PhD, spec. Psychologist; Prof Neven Pavlov, PhD; Jasna Petrić, MD; Branka Polić, MD, PhD, spec. Pediatrics; Prof Dragan Primorac, PhD; Sandra Prgomet, MD, MSC, spec. Pediatrics; Prof Mirjana Rumboldt, PhD; Prof Marijan Saraga, PhD; Saša Sršen, MD, spec. Pediatrics; Stričević, MD, spec. Pediatrics; Prof Veselin Škrabić, PhD; Marija Šonjić, MD, MSc, spec. Medical Care of School-Age Children; Maja Tomasović, MD, MSc, spec. Pediatrics; Assist Prof Ivana Unić, PhD; Anita Ursić, MD, PhD, spec. Pediatrics; Assist Prof Orjena Žaja, PhD; Vanda Žitko, MD, spec. Pediatrics.

bila je voditeljica Školske medicina od 1998. do 2001., a od tada do danas voditeljica je prof. dr. sc. Mirjana Rumboldt.

Stručna i znanstvena djelatnost od 1997. do 2016.

Projekti:

Nastavnici Katedre za pedijatriju u navedenom su dvadesetogodišnjem razdoblju bili voditelji ili sudionici na 12 međunarodnih i 25 domaćih projekata.

Organizacija znanstvenih skupova:

Klinika za pedijatriju, a time i Katedra, svake je godine u proteklom dvadesetogodišnjem razdoblju organizirala Hrvatsku proljetnu pedijatrijsku školu – trajni tečaj poslijediplomskog usavršavanja I. kategorije. Voditelji su bili pročelnici Katedre prof. dr. sc. Livio Balarin te prof. dr. sc. Vjekoslav Krželj.

Prof. dr. sc. Neven Pavlov voditelj je Poslijediplomskoga tečaja stalnog medicinskog usavršavanja I. kategorije s međunarodnim sudjelovanjem, koji se od 2007. godine jednom godišnje održava u Komiži s temama iz pulmologije.

Prof. dr. Julije Meštrović voditelj je programa tečaja uznapredovanog održavanja života djece, Advanced Paediatric Life Support, skupine Advanced Life Support Group iz Manchestera.

Prof. dr. sc. Vjekoslav Krželj bio je predsjednik 32. UMEMPS (Union of Middle Eastern and Mediterranean pediatric societies) kongresa u Dubrovniku 2009.

Prof. dr. Julije Meštrović kao predsjednik Hrvatskog pedijatrijskog društva organizirao je 4 nacionalna kongresa Hrvatskoga pedijatrijskog društva.

Prof. dr. sc. Neven Pavlov organizirao je tri nacionalna simpozija Hrvatskoga društva za pedijatrijsku pulmologiju.

Prof. dr. sc. Vida Čulić od 2012. do 2014. u četirima je navratima jedna od direktorica i organizatorica međunarodne škole European School of Genetics Medicine, Bologna, Italia - Medical Genetics, Hybrid online cours director. Također je 2015. godine organizirala Hrvatski kongres humane genetike.

Univ. mag. med. dr. Željka Karin kao predsjednica Društva za školsku i sveučilišnu medicinu 2102. godine organizirala je

Former Heads of the Department

Since the establishment of the University of Split School of Medicine in 1997, Heads of Department of Pediatrics were Prof Livio Balarin, MD, PhD, from 1997 to 2002, Prof Marijan Saraga; MD, PhD, from 2002 to 2007, and Prof Vjekoslav Krželj, MD, PhD, from 2007 to present.

The Medical Care of School-Age Children course is integrated in the Department of Pediatrics curriculum and Margarita Restović-Sirotković, PhD was the course coordinator from 1998 to 2001, and since then the course coordinator has been Prof Mirjana Rumboldt, MD, PhD.

Professional and scientific activities during the period 1997 - 2016

Projects:

During the above mentioned twenty-year period, The Department of Pediatrics members have been project leaders and participants in 12 international and 25 national projects.

Organization of Academic Conferences:

The Department of Pediatrics and the Clinic organized annual Croatian Spring School of Pediatrics – first category postgraduate course. The leaders were Heads of the Department Prof Livio Balarin, MD, PhD and Prof Vjekoslav Krželj, MD, PhD.

Prof Neven Pavlov, MD, PhD was the coordinator of postgraduate continuing medical education course of international category I on various Pulmonology topics, held annually since 2007 at the island of Komiža.

Prof Julije Meštrović, MD, PhD was the leader of the Advanced Paediatric Life Support training programme, by the Advanced Life Support Group from Manchester.

Prof Vjekoslav Krželj, MD, PhD was the president of the 32th UMEMPS congress (Union of Middle Eastern and Mediterranean paediatric societies) in Dubrovnik in 2009.

Prof Julije Meštrović, MD, PhD acting as the President of Croatian Pediatrics Society organized four Croatian Pediatrics Society national congresses.

Prof Neven Pavlov, MD, PhD organized three Croatian Society for Pediatric Pulmonology national academic conferences.

Hrvatski kongres školske i sveučilišne medicine s međunarodnim sudjelovanjem.

U proteklom dvadesetogodišnjem razdoblju nastavnici Katedre za pedijatriju, osim navedenoga, organizirali su brojne poslijediplomske tečajeve I. kategorije, stručne sastanke i bili članovi mnogobrojnih znanstvenih kongresnih odbora u inozemstvu i Hrvatskoj.

Prof Vida Čulić, MD, PhD had from 2012 to 2014 at four occasions organized and managed the international European School of Genetics Medicine in Bologna Italy – Medical Genetics, Hybrid online course director. In 2015, she organized Croatian Human Genetics congress.

Željka Karin, MD, univ. mag. med, acting as the President of Croatian Society for School and University Medicine organized in 2012 the international Croatian Congress for School and University Medicine.

In the past twenty years, the Department of Pediatrics members have organized numerous category I postgraduate continuing medical education courses and academic conferences and participated in various academic congress panels at home and abroad.

Doktorirali i magistrirali / *PhD and Master's theses*

Od 1997. do 2016. godine 15 nastavnika Katedre za pedijatriju steklo je zvanje magistra znanosti, a 19 ih je postalo magistrima znanosti. Jasno da su neki od njih u tom dugom razdoblju najprije magistrirali, a potom doktorirali.

In the period from 1997 to 2016, 15 members from the Department of Pediatrics were awarded the title of Doctor of Sciences, while 19 became Masters of Sciences. Some of them have obtained both Master's and Doctoral Degrees.

Plan razvoja

Daljnji planovi Katedre za pedijatriju u stručnom se i nastavnom smislu temelje na održavanju i povećavanju dosadašnje visoke kvalitete nastave. Nastava će se za studente medicine i dalje organizirati u dvama turnusima. Nastavnici Katedre za pedijatriju i dalje će biti predavači na poslijediplomskom specijalističkom studiju Biomedicina razvojne dobi na Medicinskom fakultetu Sveučilišta u Rijeci u okviru suradnje s Katedrom za pedijatriju Medicinskoga fakulteta Sveučilišta u Rijeci. Planira se organizacija nastave obrazovanja njemačkih studenata u okviru suradnje Medicinskoga fakulteta Sveučilišta u Splitu i Regiomed Kliniken. Suradnjom će se povećati mobilnost studenata i nastavnika u obama smjerovima te omogućiti suradnja hrvatskih i njemačkih liječnika u kliničkoj praksi i znanosti, a uspostavljeni su prvi kontakti s kolegama u Njemačkoj radi dogovora o organizaciji nastave iz pedijatrije. Planom razvoja Katedre predviđeno je daljnje napredovanje nastavnika u znanstveno-nastavnim zvanjima.

Development Plan

The Department of Pediatrics plans for professional and educational development are based on preserving and developing current high quality standards in teaching. Teaching will continue to be organised in two shifts. The Department of Pediatrics teachers will continue to hold lectures in Biomedicine in Children course at the postgraduate specialist study at Rijeka University School of Medicine, as part of a mobility project with the Department of Pediatrics at the University of Rijeka School of Medicine. It is planned to organise the classes for German students as part of a mobility project between Split University School of Medicine and Regiomed Kliniken. This cooperation will increase student and teacher mobility at both institutions and connect Croatian and German doctors in clinical collaboration, training and research. First contacts with German colleagues about organizing classes in Paediatrics have been successful. The Department's strategic planning includes further promotion of Department teachers in scientific-educational titles.

Udžbenici i poglavlja u udžbenicima od 1997. do 2016.

Textbooks and textbook chapters during the period 1997 - 2016

Nastavnici Katedre za pedijatriju u navedenom su razdoblju bili urednici 19 udžbenika i autori 108 poglavlja u udžbenicima i knjigama.

Pediatrics teachers edited 19 textbooks and authored 108 chapters in textbooks and academic books.

Poglavlja u knjigama (2007. - 2016.) / *Textbooks chapters (2007 - 2016)*

1. Kolaček S, Meštrović J. Vascular access, including complications. U: Langnas A, Goulet O, Quigley EMM, Tappenden KA. Intestinal failure: Diagnosis, Management and Transplantation. Massachusetts:Blackwell Publishing; 2007, 142-50.
2. Meštrović J, Polić B, Saraga M, Čulić S, Škrabić V, Pavlov N, Meštrović M, Metličić V, Žitko V, Despot R, Krželj V. Odabrana poglavlja intenzivnog liječenja djece. U: Jukić M, Gašparović V, Husedžinović I i sur. Intenzivna medicina. Zagreb: Medicinska naklada; 2008, 1216-47.
3. Primorac D, Marjanović D, Lauc G, Ćurić G, Gornik I, Anđelinović Š. et al. Analiza DNA u sudskoj medicini i pravosuđu. Zagreb: Medicinska naklada; 2008.
4. Rudan I, Rudan D, Saftić V, Musić Milanović S, Stevanović R, Vuletić G. et al. Zdravstveno stanje, specifične bolesti i očekivano trajanje života stanovništva hrvatskih otoka // Stanovništvo hrvatskih otoka 2001. / Smoljanović M, Smoljanović A, Rudan, I (ur.). Split: Laser plus d.o.o. Zagreb; 2008, 69-89.
5. Meštrović J, Polić B, Saraga M, Čulić S, Škrabić V, Pavlov N, Meštrović M, Metličić V, Žitko V, Despot R, Krželj V. Liječenje djece u jedinici intenzivnog liječenja // Intenzivna medicina / Jukić Marko, Gašparović M, Husedžinović I, Majerić Kogler V, Perić M, Žunić J (ur.). Zagreb: Medicinska naklada; 2008, 1216-47.
6. Čulić V, Čulić S. Sindrom Down, Udruga 21 za sindrom Down & Naklada Bošković Split, Split; 2008.
7. Pavlov N. Liječenje napada astme u djece. Odabrana poglavlja intezivnog liječenja djece. U: Jukić M, Gašparović V, Husedžinović I, Majerić Kogler V, Žunić J, ur. Intenzivna medicina. Zagreb: Medicinska naklada; 2008, 1232-4.
8. Pavlov N, Miše K, ur. Dijagnostički i terapijski postupnici u pulmologiji. Klinička bolnica Split, Komiža; 2008.
9. Marjanović D, Primorac D. Molekularna forenzična genetika, Institut za genetičko inženjerstvo i biotehnologiju, Sarajevo; 2009.
10. Pavlov N, Čulić S, Miše K, ur. Poremećaji tijekom spavanja – Sleep apnea, KBC Split; 2009.
11. Rešić B; Kuzmanić Šamija R. Indikacije za polisomnografiju.U: Pavlov N, Miše K. Poremećaji tijekom spavanja - "sleep apnea". Split: Klinički bolnički centar; 2009, 36-44.
12. Saraga-Babić M, Carev D, Saraga M. Razvoj i anomalije bubrega u čovjeka. U Aberle N, Bitunjac M. Sekundarna prevencija u pedijatriji. Slavonski Brod: Sveučilište JJ Strossmayera u Osijeku, Medicinski fakultet, Opća bolnica „Dr Josip Benčević" Slavonski Brod; 2010, 21-7.
13. Saraga M, Košuljandić-Vukić Đ. Funkcionalna dijagnostika hidronefroze. U Aberle N, Bitunjac M, ur. Sekundarna prevencija u pedijatriji. Slavonski Brod: Sveučilište JJ Strossmayera u Osijeku, Medicinski fakultet, Opća bolnica „Dr Josip Benčević" Slavonski Brod; 2010, 33-9.
14. Krželj V. Nenapredovanje djece na tjelesnoj masi. U: Aberle N, Bitunjac M. Sekundarna prevencija u pedijatriji. Slavonski Brod: Sveučilište JJ Strossmayera u Osijeku, Medicinski fakultet, Opća bolnica „Dr Josip Benčević" Slavonski Brod; 2010, 80-6.
15. Pavlov N, Čulić S, Miše K. Alergijske bolesti, KBC Split; 2010.
16. Saraga M. Arterijska hipertenzija. U: Meštrović J. i sur., Hitna stanja u pedijatriji. Zagreb: Medicinska naklada; 2011, 116-23.
17. Krželj V. Liječenje antibioticima. U: Julije Meštrović i suradnici. Hitna stanja u pedijatriji. Zagreb: Medicinska naklada; 2011, 725-33.
18. Škrabić V. Hitna stanja u endokrinologiji. U: Meštrović J. i suradnici. Hitna stanja u pedijatriji. Zagreb: Medicinska naklada, 2011: 534-47.
19. Pavlov N, Čulić S, Miše K., ur. Akutna stanja u pulmologiji, KBC Split; 2011.
20. Pavlov N. Asthma. U: Meštrović J. i sur., ur. Hitna stanja u pedijatriji. Zagreb: Medicinska naklada; 2011, 250-4.
21. Polić B, Meštrović J, Markić J. Akutni epiglotitis. U: Pavlov N, Čulić S, Miše K, urednici. Akutna stanja u pulmologiji. Split: KBC Split; 2011, 25-31.
22. Grmec Š, Markić J, Kupnik D. Lijekovi u hitnim stanjima. U: Meštrović J, urednik. Hitna stanja u pedijatriji. Zagreb: Medicinska naklada; 2011, 704-24.
23. Markić J, Marušić E. Kašalj. U: Meštrović J, urednik. Hitna stanja u pedijatriji. Zagreb: Medicinska naklada; 2011, 109-15.
24. Čulić S. Krvarenje i poremećaji zgrušavanja krvi. U: Meštrović J. i sur., ur. Hitna stanja u pedijatriji. Zagreb: Medicinska naklada; 2011, 428-37.
25. Čulić V. Utjecaj genetskog testiranja i pružanja genetske informacije osobama sa sindromom Down. U: Čović A, Radonić M. (ur). Bioetika i dijete, moralne dileme u pedijatriji. Zagreb: Pergamena i Hrvatsko društvo za preventivnu i socijalnu pedijatriju; 2011, 167-89.
26. Polić B. Oživljavanje novorođenčeta. U: Meštrović J. i suradnici, ur. Hitna stanja u pedijatriji. Zagreb: Medicinska naklada; 2011, 53-61.
27. Polić B. Poremećaji elektrolita. U: Meštrović J. i suradnici, ur. Hitna stanja u pedijatriji. Zagreb: Medicinska naklada; 2011, 140.-147.

28. Krželj V. Konatalna rubeola. U: Karelović D. i suradnici. Infekcije u ginekologiji i perinatologiji. Zagreb: Medicinska naklada; 2012, 501-6.

29. Pavlov N, Čulić S, Miše K., ur. Tumori dišnog sustava. Bol, KBC Split; 2012.

30. Markić J, Meštrović J, Polić B. Sedacija i analgezija u intenzivnom liječenju djece. U: Pavlov N, Čulić S, Miše K, urednici. Tumori dišnog sustava; Bol. Split: KBC Split; 2012, 225-32.

31. Kuzmanić-Šamija R. Neurofiziologija boli. U: Pavlov N, Čulić S, Miše K. Tumori dišnog sutava. Bol. Split: Klinički bolnički centar Split; 2012, 225-32.

32. Bralić I, Karin Ž, Čatipović M. Pubertetsko i adolescentno doba. Bralić I. i sur. Kako zdravo odrastati. Zagreb: Medicinska naklada; 2012, 87-101.

33. Karin Ž, Čatipović M. Školsko dijete. Bralić I. i sur. Kako zdravo odrastati. Zagreb: Medicinska naklada; 2012, 74-85.

34. Marjanović D, Primorac D at al: Forensic genetics: Theory and Application., Lelo naučna knjiga, Sarajevo; 2013.

35. Primorac D, Kapur Pojskić L, Marjanović D. The genetics of depression. In: Serotonin and Depression. (ur. Miro Jakovljević). Zagreb: Pro Mente; 2013, 89-111.

36. Pavlov N, Čulić S, Miše K. ur. Prevencija i liječenje infekcija dišnog sustava, KBC Split 2013.

37. Čulić S. Skrb za bolesnike s hemofilijom u dječjoj dobi. U: Zupančić Šalek S. i sur., ur. Smjernice za dijagnostiku i liječenje hemofilije, Krohem; 2013, 65-7.

38. Škrabić V. Patofiziologija šećerne bolesti tipa 1. U Tičinović Kurir T., ur: Patofiziologija endokrinopatija. Split: Redak; 2013, 49-61.

39. Meštrović J, Polić B, Markić J. Oživljavanje djeteta i novorođenčeta. U: Jukić M, Husedžinović I i dr., urednici. Klinička anesteziologija. Zagreb: Medicinska naklada; 2013, 407-17.

40. Kovačević T, Meštrović J, Polić B, Markić J. Infekcije dišnih puteva u endotrahealno intubirane i djece s traheostomom. U: Pavlov N, Čulić S, Miše K, urednici. Prevencija i liječenje infekcija dišnog sustava. Split: KBC Split; 2013, 231-42.

41. Saraga M. Hereditarni nefritis. U: Galešić K. i sur. Bolesti glomerula-primarne i sekundarne. Zagreb: Medicinska naklada; 2014, 271-9.

42. Škrabić V, Unić Šabašov I. Učestalost i specifičnosti debljine u predškolskoj dobi. U: Rukavina D. Obesity: Public Health Problem and Medical Challenge. Zagreb-Rijeka: Cro Acad Sci & Arts; 2014.

43. Forensic DNA Applications: An Interdisciplinary Perspective. Editors: Dragan Primorac and Moses Schanfield. Boca Raton (USA): CRC Press Taylor and Francis Group; 2014.

44. Pavlov N, Čulić S, Miše K., ur. Kronična bolest i dišni sustav, KBC Split; 2014.

45. Čulić S. Prevencija sideropenije i sideropenične anemije u dječjoj dobi. U: Bralić I. i sur., ur. Prevencija bolesti u dječjoj dobi. Medicinska naklada, Zagreb; 2014, 255-69.

46. Čulić S. Smjernice za rano otkrivanje imunodeficijencije u djece. U: Bralić I i sur. ur. Prevencija bolesti u dječjoj dobi. Medicinska naklada, Zagreb; 2014, 329-39.

47. Škrabić V. Diabetes mellitus tipa 1: Je li moguća prevencija u dječjoj dobi ? U: Bralić I. i sur., ur. Prevencija bolesti u dječjoj dobi. Zagreb: Medicinska naklada; 2014, 374-88.

48. Čulić V. Važnost genetičkog informiranja u prevenciji bolesti dječje dobi. U: Bralić I. i suradnici (ur). Prevencija bolesti u dječjoj dobi. Zagreb: Medicinska naklada; 2014:154-71.

49. Markić J, Meštrović J, Sprung J. From Asymptomatic to Symptomatic: a Cause of Nosebleed -Fatal Forty DDI: warfarin, amiodarone, CYP2C9. U: Marcucci C, Hutchens MP, Wittwer ED, Weingarten TN, Sprung J, et al., urednici. A Case Approach to Perioperative Drug-Drug Interactions. New York: Springer-Verlag; 2014, 669-73.

50. Polić B, Meštrović J, Weingarten Toby N, Sprung J. Be Still, My Beating Heart – Fatal Forty DDI: amiodarone, digoxin, P-glycoprotein//A Case Approach to Perioperative Drug-Drug Interactions / Marcucci C, Hutchens MP, Wittwer ED, Weingarten TN, Sprung J (ur.). New York: Springer-Verlag; 2014.

51. Meštrović J, Polić B, Markić J, Kovačević T, Ćatipović-Ardalić T. Djeca ovisna o dugotrajnom strojnom prodisavanju. U: Pavlov N, Čulić S, Miše K, urednici. Kronična bolest i dišni sustar. Split: KBC Split; 2014, 280-8.

52. Pavlov N. Alergijski marš u dječjoj dobi: mogućnosti prevencije. U: Bralić I. i sur., ur. Prevencija bolesti u dječjoj dobi. Zagreb: Medicinska naklada; 2014, 312-7.

53. Mikula I, Skelin A., Primorac D. Fiziologija, biokemija i genetika dopamina. (ur. Miro Jakovljević). Zagreb: Pro Mente; 2015.

54. Pavlov N, Čulić S, Miše K. ur. Dijagnostičke metode u pulmologiji, KBC Split; 2015.

55. Kuzmanić-Šamija R. Nasljedne epileptičke encefalopatije dojenačke dobi . U: Čulić V, Pavelić J, Radman M. Genetičko informiranje u praksi. Zagreb: Medicinska naklada; 2015, 198 – 202.

56. Unić I, Škrabić V. Poremećaji rasta. U: Čulić V. i sur. Genetičko informiranje u praksi. Split: Medicinska naklada; 2015.

57. Markić J, Meštrović J, Polić B, Kovačević T. Klinička procjena dispneje. U: Pavlov N, Čulić S, Miše K, urednici. Dijagnostičke metode u pulmologiji. Split: KBC Split; 2015, 42-52.

58. Markić J. Hiperbilirubinemije. U: Čulić V, Pavelić J, Radman M, urednice. Genetičko informiranje u praksi. Zagreb: Medicinska naklada; 2015, 54-7.

59. Kuzmanić-Šamija R. Cerebralna paraliza. U: Čulić V, Pavelić J, Radman M. Genetičko informiranje u praksi. Zagreb: Medicinska naklada; 2015, 203-5.

60. Žaja O, Nikolić M, Ljubičić N. Anoreksija nervoza. U: Brkić H, Alajbeg I, Badovinac A, et al. ur. Oralne manifestacije sistemskih bolest. Zagreb, Sveučilište u Zagrebu Stomatološki fakultet; 2015, 37-55.

61. Höppner W and Primorac D. Pharmacogenetics in clinical practice: Experience with 16 commonly used drugs. St. Catherine Hospital and BioGlobe GmbH, Zagreb; 2016

62. Biomedical Diagnostics in Clinical Practice. Second Edition (Eds. E. Topić, Primorac D, S. Janković). Zagreb: Medicinska naklada; 2016. (in press)

63. Čulić S. Cijepljenje i imunodeficijencija. U: Bralić I i sur. ur. Novi izazovi u prevenciji bolesti u dječjoj dobi. Cijepljenje i cjepiva. Probir razvojnog poremećaja kuka. Zagreb: Medicinska naklada; 2016, 237-45.

64. Čulić V, Pavelić J, Radman M, urednice. Genetičko informiranje u praksi. Zagreb: Medicinska naklada; 2016.

65. Markić J, Kovačević T, Meštrović J, Polić B, Simičić Majce A. Laringotraheitis - liječimo li ga ispravno? U: Pavlov N, Perić I. Pogreške pri liječenju pulmoloških bolesnika. Split: Sveučilište u Splitu Medicinski fakultet; 2016, 120-8.

66. Pavlov N. Poligenske bolesti: Astma. U: Čulić V, Pavelić J, Radman M, ur. Genetičko informiranje u praksi. Zagreb: Medicinska naklada; 2016,223-5.

67. Pavlov N, Perić I, ur. Pogreške pri liječenju pulmoloških bolesnika. Sveučilište u Splitu, Split: Medicinski fakultet; 2016.

68. Polić B. Djeca s prirođenim malformacijama liječena u jedinici intenzivnog liječenja djece. U: Čulić V, Pavelić J, Radman M, urednici. Genetičko informiranje u praksi. Zagreb: Medicinska naklada; 2016, 45-8.

Publikacije objavljene u časopisima indeksiranima u bazi Current Contents 2007. – 2016.

Publications in journals indexed in Current Contents database during the period 2007-2016

Potpuni popis publikacija (133) nalazi se u elektroničkom obliku.

The complete list of publications (133) is enclosed in the digital format.

Literatura / *References*

1. Krželj V. Klinika za dječje bolesti. U: Mirić D, ur. Osamnaest godina Kliničke bolnice Split, Split: Klinička bolnica Split, Jedinica za znanstveni rad; 2004, 75-7.

2. Boschi S. Razvoj Medicinskog studija i fakulteta u Splitu. U: Mirić D, ur. Osamnaest godina Kliničke bolnice Split, Split: Klinička bolnica Split, Jedinica za znanstveni rad; 2004, 31-9.

3. Marušić M. Povijest Medicinskoga fakulteta u Splitu. U: Janković S, Boban M, urednici. Sveučilište u Splitu, Medicinski fakultet, 1997.-2007. Split: Sveučilište u Splitu, Medicinski fakultet; 2007, 16-35.

4. Saraga M. Katedra za pedijatriju Medicinskog fakulteta Sveučilišta u Splitu. U: Janković S, Boban M, urednici. Sveučilište u Splitu, Medicinski fakultet, 1997.-2007. Split: Sveučilište u Splitu, Medicinski fakultet; 2007, 273-79.

5. Brisky L. Splitsko nahodište. Paediatr Croat 2009;53(supl 1):12-7.

KATEDRA ZA OBITELJSKU MEDICINU
DEPARTMENT OF FAMILY MEDICINE

Prim. dr. Dragomir Petric / Prim Dragomir Petric, MD
Pročelnik Katedre / Head of Department

Kratak povijesni osvrt

Katedra obiteljske medicine kao samosvojna nastala je 1997., ubrzo nakon osnivanja Medicinskoga fakulteta u Splitu. Opširan pregled njezina razvoja do 2007. opisan je u prvoj monografiji Medicinskoga fakulteta izdanoj u povodu desetgodišnjice osnutka Fakulteta. Ovdje bi bilo dobro napomenuti da su početci rada Katedre bili vrlo skromni u uvjetima nedostatka znanstveno-nastavnoga i nastavnoga kadra, stoga je dobar dio nastave i ispite još neko vrijeme provodila zagrebačka katedra na čelu s prof. Budakom. Katedru je od početka vodila tada doc. Mirjana Rumboldt sa sedmero asistenata (mr. sc. Elvira Smoje, mr. sc. Ivančica Pavličević, mr. sc. Ana Dvornik Radica i mr. sc. Milan Glavaški, tzv. stariji asistenti, i Jadranka Giljanović-Perak, dr. med., Dragomir Petric, dr. med., Marin Rojnica, dr. med., tzv. mlađi asistenti). Put je bio dug do prvih disertacija. Ipak su prve doktorske teze obranile kolegice – pionirke osnovane Katedre: Ana Dvornik Radica 2004. na Medicinskom fakultetu u Zagrebu i Ivančica Pavličević 2009. na Medicinskom fakultetu u Splitu. Obogaćivanjem Katedre novim, mladim specijalistima – asistentima ubrzao se proces postizanja znanstvenih zvanja. Tako su nakon tri godine, 2012. doktorirale Davorka Vrdoljak i Irena Zakarija Grković, obje na Medicinskom fakultetu u Splitu. Slijedile su ih Nataša Mrduljaš Đujić 2014. i Marion Kuzmanić 2015. godine. U međuvremenu su magistrirale još dvije

History of the Department

Department of Family Medicine was established in 1997, soon after the founding of the University of Split School of Medicine. A detailed account of Department development up to 2007 can be found in the monograph celebrating the first ten years of the Medical School in Split. It should be mentioned here that the beginnings of Department were very modest due to lack of staff and hence a significant part of teaching was conducted by colleagues from Zagreb, led by prof. Budak. The Department was led from the beginning by Assistant Professor Mirjana Rumboldt and seven assistants (Elvira Smoje, MD, MSc, Ivančica Pavličević, MD, MSc, Ana Dvornik Radica, MD, MSc, and Milan Glavaški, MD, MSc, the so called 'older assistants', and Jadranka Giljanović-Perak, MD, Dragomir Petric, MD and Marin Rojnica, MD, the so called 'younger assistants'. The first doctoral degrees were obtained by the pioneers of the Department: Ana Dvornik Radica (2004) at the School of Medicine in Zagreb and Ivančica Pavličević (2009) at the School of Medicine in Split. New, younger staff sped-up the academic advancement of the Department staff. Hence, three years later, in 2012, Davorka Vrdoljak, MD, and Irena Zakarija Grković, MD, both defended their PhD theses at the University of Split School of Medicine. They were followed by Nataša Mrduljaš Đujić, MD (2014) and Marion Kuzmanić, MD (2015). In the meantime

kolegice: Marina Marasović Jakulica 2014. i Nina Janjić Zovko 2015. godine. U pripremi doktorata još je dvoje kolega, Sanja Žužić Furlan i Dragomir Petric, a dvije kolegice, Edita Ortoljo Pogorilić i Duška Mitar, završavaju magisterije.

Prostorni i radni uvjeti

Prostorni uvjeti na trenutak su izgledali dijelom riješeni dodjelom odgovarajućega prostora u dograđenom dijelu dekanata Medicinskoga fakulteta. Na žalost, zbog potreba drugih danas jedine dvije prostorije dijelimo s katedrama fizike i kliničkih vještina, što umnogome otežava rad i nije poticajno okruženje za redovito dolaženje članova. Samo po jedan radni stol u svakoj sobi koji dijeli 4-5 nastavnika nije dostatan i svakako treba osigurati primjerene uvjete, odnosno barem dvije sobe samo za članove Katedre obiteljske medicine, posebice u svjetlu povećanja obveza i na studij na engleskom jeziku.

Nastavna djelatnost

Katedra obiteljske medicine ima ukupno 180 sati nastave u dodiplomskoj nastavi: 20 sati predavanja, 60 sati seminara i 100 sati vježba. Teorijski dio nastave odvija se na Medicinskom fakultetu, a vježbe u ordinacijama obiteljske medicine u Splitsko-dalmatinskoj županiji. Vježbe se odvijaju na sljedeći način: polovica studenata provodi 10 dana u gradskim ordinacijama, a druga polovica na otocima i/ili prigradskim područjima. Nakon toga studenti se zamijene. Između vježba odvija se blok-nastava na Fakultetu, gdje se obrađuju teme najčešćih bolesti u ordinaciji obiteljskoga liječnika jer primjeri bolesti kako su ih studenti medicine svladavali tijekom dodiplomske nastave, većinom na kliničkim odjelima, ne mogu se u cijelosti preslikati na onaj dio spektra bolesti koji će kao praktičari susretati u ordinaciji. Razmatraju se zatim neki nozološki entiteti koji se dijagnosticiraju i rješavaju gotovo isključivo u ordinaciji LOM-a (npr. seksualne disfunkcije) ili u domu pacijenta (zbrinjavanje terminalnoga bolesnika), pristup ovisniku i svrsishodno liječenje, racionaliziranje terapije (analiza cijene i koristi, farmakoekonomika), sve po pravilima dobre medicinske prakse utemeljene na valjanim znanstvenim dokazima (EBM). Od posebnoga je značenja za rad obiteljskoga liječnika vještina komuniciranja, partnerski odnos bolesnika i liječnika, sudjelovanje pacijenta u donošenju odluka, odnosno bolesniku orijentirana medicina. Uz znanja i vještine, u odgoju budućih liječnika presudno je zauzimanje socijalno prihvatljivih i etički utemeljenih stavova, što je ujedno i najzahtjevnija zadaća nastavnika.

two colleagues completed their master's thesis: Marina Marasović Jakulica (2014) and Nina Janjić Zovko (2015). Two colleagues are currently in the process of completing their doctoral theses: Sanja Žužić Furlan, MD, and Dragomir Petric, MD, and two colleagues are completing their master's theses: Edita Ortoljo Pogorilić, MD, and Duška Mitar, MD.

Space and Working conditions

Working conditions appeared to be solved with the extension of Building A of the School of Medicine, but unfortunately, due to the needs of others, the two rooms allocated to the Department of Family Medicine are now shared with the Physics Department and the Department of Clinical Skills, which discourages members from regularly visiting the Department. Only one desk in each room is shared by 4-5 members of the Department which is inadequate and therefore at least two rooms should be allocated to the Department members only, especially given the increasing teaching load associated with Medical Studies in English.

Teaching activities

Department of Family Medicine carries out 180 hours to undergraduate students: 20 hours of lectures, 60 hours of seminars and 100 hours of practical classes. Theoretical classes are held at the School of Medicine, whereas practical classes are held in family medicine practices within the Split-Dalmatia County. Practical classes are organised in the following way: half of the students spend 10 days in city practices, while the other half are in country/island practices; then they switch places. In between, students attend a block of teaching at the School covering the most common conditions seen in the practices. Diseases studied during the undergraduate course at the hospital departments are not identical to what family doctors see in their everyday practice, hence, students learn about topics dealt with almost exclusively in family medicine, e.g. sexual dysfunction, palliative care, managing addiction, rational pharmacotherapy, all according to principles of good medical practice and evidence based medicine. Of special significance for family doctors are communication skills, involving patients in decision making, developing a partnership with patients and patient-centred care. Apart from passing on knowledge and skills to future doctors, the teaching of socially acceptable and ethical behaviour is an important responsibility and major challenge.

Nastavno i suradničko osoblje Katedre / *Teaching and Associate Staff of the Department:*
Doc. dr. sc. Davorka Vrdoljak, doc. dr. sc. Marion Tomičić, Marko Rađa, dr. med., doc. dr. sc. Irena Zakarija Grković, dr. sc. Dragomir Petric, Dubravka Bačić, dr. med., Jadranka Sekovska, dr. med., Jadranka Giljanović Perak, dr. med., prof. dr. sc. Mirjana Rumboldt i doc. dr. sc. Ivančica Pavličević

U poslijediplomskoj nastavi sudjelovala je prof. dr. sc. Mirjana Rumboldt:

- Medicinska skrb i javno zdravstvo. Medicinski fakultet Mostar, 2004. – 2007.
- Klinička medicina utemeljena na dokazima. Etika u kliničkim istraživanjima. Medicinski fakultet Split, 2008. – 2009.

Nastavno i suradničko osoblje

Do danas neriješen status obiteljske medicine odražava se i na strukturu nastavnoga osoblja Katedre. Iako je u EU-u još od 1. siječnja 1995. specijalizacija uvjet za samostalni rad i u obiteljskoj medicini, u Hrvatskoj to ni danas nije tako, iako smo već tri godine članica EU-u i razdoblje prilagodbe bliži se kraju. Ionako nedostatan broj specijalizacija sada je zbog nedostatka sredstava doveden u pitanje i oslanjat će se samo na možebitna sredstva europskih fondova. Rezultat je toga nezainteresiranost liječnika za ostankom u obiteljskoj medicini. Tek posljednjih 5 godina uz veliku pomoć DZ SDŽ-a na specijalizaciju je upućen značajan broj mladih liječnika, od kojih su neki već doktori znanosti ili pred obranom. Velike nade polažemo u njihovu želju da nakon završetka specijalizacije ostanu na Katedri ako se iznađe način za njihovo zadržavanje, jer zasad sudjeluju samo u praktičnom dijelu nastave. Na potezu je naš Fakultet.

The following staff members have been involved in postgraduate teaching:

Prof. Mirjana Rumboldt, PhD:

- Medical care and public health. Medical faculty, Mostar, 2004-2007
- Evidence-based clinical medicine. Ethics in clinical research. Medical School, Split, 2008-2009

Assist Prof Irena Zakarija-Grković:

- Translational Research in Biomedicine. Cochrane Library and Evidence-Based Medicine, 2014-2016

Teachers and associates

The unresolved status of family medicine in Croatia is reflected in the structure of the Department's academic staff members. Even though postgraduate training in family medicine has been a prerequisite for working independently as a family doctor in the EU since 1 January 1995, in Croatia this is still not the case, even though we have been members of the EU for three years. The insufficient number of specialties in family medicine is being further threatened by lack of governmental funding resulting in new positions being dependent upon European funding. As a result, there is a lack of interest in specialising in family medicine. In the last 5 years, thanks to the support of the Community Health Department of the Split-Dalmatia County, a significant number

Važno je navesti i da danas Katedra ima tri naslovna docenta te jednu doktoricu znanosti. Na žalost, problem kumulativnoga radnog odnosa ni danas nije riješen, kao ni problem privatnih ugovornih liječnika koji ne mogu zasnivati radni odnos s Fakultetom.

Predavanja i seminare te vježbe održavali su: prof. dr. sc. Mirjana Rumboldt, prof. dr. sc. Zvonko Rumboldt, prof. dr. sc. Igor Švab, prim. Dragomir Petric, doc. dr. sc. Ivančica Pavličević, doc. dr. sc. Davorka Vrdoljak, doc. dr. sc. Marion Tomičić, doc. dr. sc. Irena Zakarija-Grković, dr. sc. Nataša Mrduljaš Đujić, mr. sc. Milan Glavaški, Marko Rađa, dr. med., Jadranka Giljanović Perak, dr. med., Marin Rojnica, dr. med., Ljubica Pavelin, dr. med., i Dubravka Bačić, dr. med.

Voditelji vježba: Ivana Boban, dr. med., Jadranka Sekovska, dr. med., Edita Ortoljo Pogorilić, dr. med., Sanja Došen Janković, dr. med., Vanja Viali, dr. med., Ivančica Bogat-Popovska, dr. med., Tomislav Car, dr. med., Nebojša Đorđević, dr. med., Ana Filipa Zuić, dr. med., Nataša Šerić, dr. med., Đoni Planjar, dr. med., i mr. sc. Marina Marasović Jakulica.

Voditelji Katedre:

- od akad. godine 1997./1998. do 2009./2010. prof. dr. sc. Mirjana Rumboldt
- akad. godine 2010./2011. doc. dr. sc. Ivančica Pavličević
- od akad. godine 2011./2012. do danas prim. Dragomir Petric, viši predavač.

Projekti

Prof. dr. sc. Mirjana Rumboldt sudjelovala je kao suradnica na velikom međunarodnom projektu INTERHEART od 2001. do 2004. (broj: 0141011), a od 2003. do 2010. voditeljica je i glavna istraživačica na međunarodnom projektu INTERHEART 2. Za potrebe projekta imenovane su znanstvene novakinje Marion Kuzmanić, dr. med., i Irena Zakarija Grković, dr. med. Suradnici na projektu su: mr. sc. Ivančica Pavličević i mr. sc. Milan Glavaški.

Doc. dr. sc. Davorka Vrdoljak suradnica je u dvama projektima Nacionalne zaklade za znanost: „Profesionalizam u zdravstvu – ProHealth" od 2015. (voditeljica prof. Ana Marušić) i „Biowine" od 2014. (voditelj prof. Mladen Boban) te u FP7 projektu Europske komisije „Pain Omics" od 2015. godine (voditelj prof. Dragan Primorac).

of young doctors have been admitted to the family medicine training program and are nearing completion of their doctoral thesis. Great hope is being placed in their desire to stay at the Department of Family Medicine, after completing their training, if a modus operandi is found for employing them because currently they are participating in practical teaching only. We hope the School of Medicine in Split will find a way to employ these ambitious, young family doctors. It is important to mention that the Department currently has three Assistant Professors and one Doctor of Philosophy. Unfortunately, the problem of enabling doctors to work at more than one location is not resolved, nor is the issue of employing family doctors who have a private practice.

Academic staff involved in conducting lectures and seminars: Prof Mirjana Rumboldt, MD, PhD, Prof Zvonko Rumboldt, MD, PhD, Prof Igor Švab, MD, PhD, Prim Dragomir Petric, MD, Assist Prof Ivančica Pavličević, MD, PhD, Assist Prof Davorka Vrdoljak, MD, PhD, Assist Prof Marion Tomičić, MD, PhD, Assist Prof Irena Zakarija-Grković, MD, FRACGP, PhD, Nataša Mrduljaš Đujić, MD, PhD, Milan Glavaški, MD, MSc, Marko Rađa, MD, Jadranka Giljanović Perak, MD, Marin Rojnica, MD, Ljubica Pavelin, MD, and Dubravka Bačić, MD.

Academic staff conducting practical classes: Ivana Boban, MD, Jadranka Sekovska, MD, Edita Ortoljo Pogorilić, MD, Sanja Došen Janković, MD, Vanja Viali, MD, Ivančica Bogat-Popovska, MD, Tomislav Car, MD, Nebojša Đorđević, MD, Ana Filipa Zuić, MD, Nataša Šerić, MD, Đoni Planjar, MD and Marina Marasović Jakulica, MD, MSc.

Heads of the Department:

- 1997/98 - 2009/10 Prof. Mirjana Rumboldt, PhD
- 2010/11 Assist Prof Ivančica Pavličević, PhD
- 2011/12 - Dragomir Petric, MD

Projects

Prof Mirjana Rumboldt, PhD, was a collaborator on a large international project, INTERHEART, from 2001 till 2004 (no.: 0141011), and from 2003 till 2010 was a principal researcher on the international project INTERHEART 2. Two PhD students were employed on the project: Marion Kuzmanić, MD, and Irena Zakarija-Grković, MD. Collaborators on the project were: Ivančica Pavličević, MD, MSc, and Milan Glavaški, MD, MSc.

Doc. dr. sc. Ivančica Pavličević suradnica je u projektu „Profesionalizam u zdravstvu – ProHealth" od 2015. (voditeljica prof. Ana Marušić).

Doc. dr. sc. Marion Tomičić suradnica je u FP7 projektu Europske komisije „Pain Omics" od 2015. (voditelj prof. Dragan Primorac).

Organizacija stručno-znanstvenih skupova:

- tečaj za SMU liječnika „Znanstvenoistraživački rad u OM" I. dio
- tečaj za SMU liječnika „Palijativna skrb i tim obiteljskog liječnika"
- tečaj za medicinske sestre „Palijativna skrb i tim obiteljskog liječnika"
- tečaj za SMU liječnika „Suvremeni pristup dijagnostici i liječenju infekcija GDP"
- tečaj za zdravstvene djelatnike „Suvremena saznanja o laktaciji i dojenju"
- međunarodni tečaj za nastavnike obiteljske medicine „Splitska inicijativa"
- tečaj za specijalizante „Znanstvenoistraživački rad u OM" II. dio.

Assist Prof Davorka Vrdoljak is a collaborator on two projects of the Croatian Science Foundation: 'Professionalism in Healthcare – ProHealth' since 2015 (project leader: Prof. Ana Marušić, PhD) and 'Biowine' since 2014 (project leader: Prof. Mladen Boban, PhD) and is involved in a FP7 project of the European Commission: 'Pain Omics' since 2015 (project leader Prof Dragan Primorac, PhD).

Assist Professors Ivančica Pavličević and Irena Zakarija-Grković are collaborators on the project 'Professionalism in Health Care – ProHealth' since 2015 (Project leader Prof Ana Marušić, PhD)

Assist Prof Marion Tomičić is a collaborator on the FP7 project of the European Commission 'Pain Omics', since 2015 (project leader Prof Dragan Primorac, PhD)

"Organization of scientific" and professional meetings:

- CME course for doctors: 'Scientific research in family medicine-part 1'
- CME course for doctors: 'Palliative care in family medicine'
- CME course for nurses: 'Palliative care in family medicine'
- CME course for doctors: 'Modern approach to diagnosing and treating upper airway infections'
- CME course for health professionals: 'Current knowledge on breastfeeding and lactation'
- CME course for teacher of family medicine: 'The Split Initiative'
- CME course for family medicine residents: 'Scientific research in family medicine-part 2'
- CME course for doctors: 'Basics of sexual medicine: diagnosis and therapy'

Kvalifikacijski radovi (od 2007. do 2016.) / *PhD and Master's theses (2007 - 2016)*

1. Ivančica Pavličević. Značaj interakcije antihipertenziva i antireumatika u ordinaciji liječnika obiteljske medicine. Disertacija, 2009. Medicinski fakultet Sveučilišta u Splitu.
2. Davorka Vrdoljak. Prostorna raspodjela poremećaja uhranjenosti stanovništva životne dobi od 65 i više godina u skrbi obiteljskog liječnika i njegova intervencija. Disertacija, 2012. Medicinski fakultet Sveučilišta u Splitu.
3. Irena Zakarija Grković. Utjecaj izobrazbe zdravstvenih djelatnika rodilišta na dojenje. Disertacija, 2012. Medicinski fakultet Sveučilišta u Splitu.
4. Nataša Mrduljaš Đujić. Upotreba pisma pacijentu kao metode u edukaciji studenata medicine. Disertacija, 2014. Medicinski fakultet Sveučilišta u Splitu.
5. Marina Marasović Jakulica. Povezanost metaboličkog sindroma i posttraumatskog stresnog poremećaja uzrokovanog ratnom psihotraumom. Magisterij, 2014. Medicinski fakultet Sveučilišta u Splitu.

6. Marion Tomičić. Uloga testa dubokog disanja pri otkrivanju fenomena bijele kute u refraktornih hipertoničara. Disertacija, 2015. Medicinski fakultet Sveučilišta u Splitu.
7. Nina Janjić. Prediktori loše kontrolirane hipertenzije. Magisterij, 2015. Medicinski fakultet Sveučilišta u Splitu.

Plan razvoja (kadrovi, nastava, znanstveni rad)

Stasanjem novih specijalista obiteljske medicine napokon su se stekli uvjeti da se Katedra osnaži mlađim članovima jer je više dosadašnjih asistenata pred mirovinom. Tijekom idućih dviju godina očekujemo i povratak specijalista koji su planirani za rad na otocima pa će mreža suradnika za vježbe na otocima također biti osnažena

Uvođenjem turnusne nastave prije tri godine (2013./2014.) poboljšala se kvaliteta nastave, posebice vježba i seminara, jer se moglo napraviti više grupa s manjim brojem kvalitetnih voditelja. Udžbenici koje su napisali članovi Katedre umnogome su doprinijeli ne samo višoj kvaliteti nastave već i boljim uključivanjem članova u proces nastave. Vjerojatno je i to doprinijelo pojačanju znanstvenoga interesa i težnja, što se pokazalo s pet doktorata, dvama magisterijima i trima izborima u docente na našoj Katedri te jednim na Katedri kliničkih vještina.

Uključenost članova Katedre u više istraživačkih projekata i već iskazana znanstvena znatiželja današnjih voditelja vježba, a sutra asistenata, daju nam za pravo vjerovati da je pomlađivanje i znanstveni napredak napokon na tragu nastavnoga dijela koji je od osnutka bio jači dio Katedre obiteljske medicine.

Development Plan

With the training of new family doctors, the Department finally has young colleagues capable of replacing assistants nearing retirement. Over the next two years we expect new family doctors to take up practices on the islands, broadening our network of collaborators. With the introduction of block teaching three years ago (2013/14) the quality of teaching has improved, especially seminars and practical classes, due to the fact that a larger number of smaller groups are being taught by a smaller number of dedicated teachers. In addition, staff members have been involved in writing teaching materials for students resulting in better quality of teaching and more involvement of staff. This has also stimulated a rise in interest in research resulting in five dissertations, two master's theses, and three promotions to assistant professor at our department and one promotion to assistant professor at the Department of Clinical Skills. The inclusion of several members of our Department into research projects and the rising scientific interest of practice based teachers –future assistants- give us reason to believe that research is finally assuming the important role it deserves, along with teaching which has always been the forte of the Department.

Udžbenici 2007. – 2016. / *Published books (2007 – 2016)*

1. Rumboldt M, Petric D, ur. Obiteljska medicina – odabrana poglavlja. Udžbenik za studente. Split: Redak; 2011, 1-350.
2. Rumboldt M i sur. OSCE/OSKI (Objective Structured Clinical Examination/Objektivno strukturirani klinički ispit). Praktikum vještina za studente i specijalizante obiteljske medicine. Split: Redak; 2012, 1-118 (+ CD).
3. Rumboldt M, Petric D, ur. OSCE/OSKI (Objective Structured Clinical Examination/Objektivno strukturirani klinički ispit). Praktikum vještina za studente i specijalizante/specijaliste obiteljske medicine. 2. izd. Split: Redak; 2014, 1-158.
4. Rumboldt M, Petric D, ur. Obiteljska medicina. Udžbenik za studente. 2. izd. Split: Redak; 2015, 1-464.
5. Rumboldt M, Petric D, ur. OSCE (Objective Structured Clinical Examination) A Practicum of Skills for Students, Family Medicine Residents and Specialists. Split: Redak; 2016, 1-163.

Poglavlja u udžbenicima / *Book chapters*

1. Rumboldt M. Antropometrija. U: Rumboldt Z. Praktikum interne medicine. 2. izd. Split Medicinski fakultet Sveučilišta u Splitu; 2009,1-7.
2. Rumboldt M. Mjerenje tjelesne temperature. Ibidem:8-11.
3. Zakarija-Grković I. Puerperalni mastitis. U: Karelović D, ur. Infekcije u ginekologiji i perinatologiji. Zagreb: Medicinska naklada; 2012, 296-306.
4. Vrdoljak D. Rehabilitacija pluća. U: Bergman Marković B, ur. Najčešće bolesti pluća u obiteljskoj medicini. Zagreb: Alfa; 2012, 128-31.
5. Petric D. Organizacija ordinacije U: Katić M, Švab I, ur. Obiteljska medicina. Zagreb: Alfa; 2013, 187-8.
6. Petric D, Klančar D. Dom zdravlja U: Katić M, Švab I, ur. Obiteljska medicina. Zagreb: Alfa; 2013, 202-10.
7. Petric D, Poplas Susič T. Obiteljska medicina i zdravstvena politika U: Katić M, Švab I, ur. Obiteljska medicina. Zagreb: Alfa; 2013, 417-30.
8. Gmajnić R, Petric D, Glavaški M. Obilježja obiteljske medicine u selima i na otocima U: Katić M, Švab I, ur. Obiteljska medicina. Zagreb: Alfa; 2013, 471-80.
9. Pavličević I, Ivetić V. Medicinski nerazjašnjena stanja. U: Katić M, Švab I, ur. Obiteljska medicina. Zagreb: Alfa; 2013, 175-83.
10. Vrdoljak D, Klemenc-Ketiš Z. Odlučivanje. U: Katić M, Švab I, ur. Obiteljska medicina. Zagreb: Alfa; 2013, 271-9.
11. Vrdoljak D, Kersnik J, Klemenc-Ketiš Z. Medicina temeljena na dokazima. U: Katić M, Švab I, ur. Obiteljska medicina. Zagreb: Alfa;2013, 485-96.
12. Vrdoljak D. Šećerna bolest u osoba starije životne dobi. U: Bergman Marković B, ur. Šećerna bolest u obiteljskoj medicini. Zagreb: Alfa; 2014, 39-45.
13. Rumboldt M. Treća životna dob: osobitosti i zbrinjavanje u obiteljskoj medicini. U: Černy Obrdalj E, Zalihić A, ur. Osnove obiteljske medicine. Mostar: MF Mostar; 2015, 58-63.

Publikacije objavljene u časopisima indeksiranima u bazi Current Contents (2007. – 2016.)

Publications in journals indexed in Current Contents database during the period 2007-2016

Potpuni popis publikacija (29) nalazi se u elektroničkom obliku.

The complete list of publications (29) is enclosed in the digital format.

Literatura / *References*

1. Janković S, Boban M, ur. Medicinski fakultet 1997. – 2007. Monografija povodom desete obljetnice samostalnosti. Split: Medicinski fakultet Sveučilišta u Splitu; 2007.
2. Rumboldt M, Petric D, ur. OSCE/OSKI (Objective Structured Clinical Examination/Objektivno strukturirani klinički ispit). Praktikum vještina za studente i specijalizante/specijaliste obiteljske medicine. 2. izd. Split: Redak; 2014, 1-158.
3. Rumboldt M, Petric D, ur. Obiteljska medicina. Udžbenik za studente. 2. izd. Split: Redak; 2015, 1-464.
4. Izvješće Povjerenstva za magisterije i doktorate medicinskih fakulteta u Splitu i Zagrebu
5. Podatci iz arhiva Medicinskoga fakulteta u Splitu.
6. Izvješća rasporeda i održane nastave.

KATEDRA ZA JAVNO ZDRAVSTVO
DEPARTMENT OF PUBLIC HEALTH

Izv. prof. dr. sc. Ozren Polašek / Assoc Prof Ozren Polašek, MD, PhD
Pročelnik Katedre / Head of Department

Povijest Katedre

Katedra za javno zdravstvo jedna je od dviju katedara Medicinskoga fakulteta Sveučilišta u Splitu koje se nalaze u znanstvenom području biomedicine i zdravstva, polju javnoga zdravstva i zdravstvene zaštite (uz Katedru za obiteljsku medicinu). U 2016. godini Katedra za javno zdravstvo ima 3,6 zaposlenika (ekvivalent punoga radnog vremena) te pet nastavnika u suradničkim i znanstveno-nastavnim naslovnim zvanjima (4 docenta i 1 asistent).

Prostorni i radni uvjeti

Katedra raspolaže dostatnim prostorima za svoj rad u sklopu Medicinskoga fakulteta. Katedra ima prostorije na četvrtom katu stare zgrade i na trećem katu nove zgrade. Dio nastave odvija se u Nastavnom zavodu za javno zdravstvo Splitsko-dalmatinske županije. Kako je veći broj nastavnika smješten izvan Fakulteta, postojeći prostori nisu ograničenje za rad Katedre.

Nastavna djelatnost (dodiplomska i poslijediplomska)

Katedra sudjeluje u izvedbi različitoga broja predmeta (ovisno o akademskim godinama) jer su se u navedenom razdoblju mijenjali nastavni planovi i programi. Na studiju

History of the Department

Department of Public Health is one of the two Departments within School of Medicine that belong to the research domain of Public health and health care (alongside Department of Family Medicine). The Department had 3.6 full-time employees in 2016 and five lecturers (4 Assistant Professors and one Assistant).

Space and Working conditions

The Department has sufficient working space within School of Medicine. There are rooms allocated to the Department on the fourth floor of the old building and on the third floor of the new building. A part of the teaching activities takes place at the Teaching Institute of Public Health, and since many of our teachers are located outside the School, there are no restrictions in the work related to working conditions.

Teaching activities

The Department carry out a various number of courses (depending on the enrolment year plans), due to frequent changes of the curricula. The core courses include Social medicine (1st year), Epidemiology (5th year), Occupational and Naval Medicine with Health Ecology (5th year) and Health Care Organization and Health Economics (6th year). The

Medicine održava se nastava iz Socijalne medicine (1. godina), Epidemiologije (5. godina), Medicine rada i pomorstva sa zdravstvenom ekologijom (5. godina) te Organizacija zdravstvene zaštite i zdravstvena ekonomika (6. godina). Isti predmeti održavaju se i na studiju na engleskom jeziku. Uz njih, održava se i nastava na studiju Dentalne medicine iz predmeta Javno zdravstvo i epidemiologija (4. godina). Katedra vodi nastavu osam poslijediplomskih predmeta (Uvod u medicinu utemeljenu na dokazima, Kvantitativne metode kliničkih istraživanja, Medicina utemeljena na dokazima, Medicina utemeljena na dokazima u kliničkoj praksi, Pristup istraživanjima u biomedicini, Globalno zdravlje utemeljeno na dokazima, Opća biostatistika, Osnove statističke analize u biomedicini). Katedra u ponudi ima i pet izbornih predmeta, koji se održavaju ovisno o odabiru studenata. Najveći broj predmeta održava se u sklopu Odjela za zdravstvene studije, no broj predmeta i satnica mijenjaju se gotovo svake godine zbog promjena nastavnih planova. Katedra od 2013. godine održava ljetni tečaj globalnoga zdravlja u kojem je do sada sudjelovalo sedam studenata s triju medicinskih fakulteta (Medical College of Wisconsin, SAD; Sør-Trøndelag University College, Trondheim, Norveška; Wake Forest School of Medicine, Winston-Salem, NC).

same courses are conducted in Medical studies in English. In addition, there is a course Public Health and Epidemiology in Dental medicine study program. The Department has eight postgraduate courses (Introduction to Evidence-Based Medicine, Quantitative Methods in Research, Evidence-Based Medicine, EBM in Clinical Practice, Approach to Biomedical Research, Evidence-Based Global Health, General Biostatistics and Basic Statistics in Biomedicine). The greatest number of courses takes place at the University Department of Health Studies, with frequent changes in both the number and workload on an annual basis. As of 2013 the Department organizes summer course in Global Health, which has so far been attended by a total of seven students from three Schools of Medicine (Medical College of Wisconsin, USA; Sør-Trøndelag University College, Trondheim, Norway; Wake Forest School of Medicine, Winston-Salem, NC, USA).

Nastavno i suradničko osoblje / *Teachers and associates*

Tijekom 2016. godine na Katedri je bilo zaposleno 6 zaposlenika, s ukupno 3,6 ekvivalenata radnoga mjesta (engl. *full-time equivalent*). / *There were 3.6 full time employees in 2016:*

Prof. dr. sc. / Professor	Rosanda Mulić (0,1)
Prof. dr. sc. / Professor	Mladen Smoljanović (0,25)
Izv. prof. dr. sc. / Associate Professor	Ozren Polašek (1,0)
Doc. dr. sc. / Assistant Professor	Nataša Boban (0,25)
Doc. dr. sc. / Assistant Professor	Ivana Kolčić (1,0)
Doc. dr. sc. / Assistant Professor	Iris Jerončić (1,0)

Na Katedri je izabrano i pet vanjskih suradnika, u zvanjima naslovnoga docenta ili asistenta. / *There were also five Assistant Professors and an Assistant:*

Doc. dr. sc. / Assistant Professor	Katja Ćurin
Doc. dr. sc. / Assistant Professor	Ingrid Tripoković
Doc. dr. sc. / Assistant Professor	Andrea Russo
Doc. dr. sc. / Assistant Professor	Anamarija Jurčev Savičević
Asistent / Assistant	Igna Brajović Gizdić

Na Katedri je bilo zaposleno i 8 suradnika i znanstvenih novaka na znanstvenoistraživačkim projektima. / *Lastly, eight research fellows and associates worked on the scientific-research projects at the Department:*

Br. *No*	Ime i prezime *Name and surname*	Funkcija *Title*	Izvor financiranja *Funding*
1	Mirna Kirin	Poslijedoktorandica *Post-doctoral researcher*	HRZZ 8875
2	Inga Patarčić	Doktorandica / *PhD student*	FP7 PREPARE
3	Ajka Relja	Doktorandica / *PhD student*	FP7 PREPARE
4	Andrea Gelemanović	Doktorandica / *PhD student*	HRZZ 8445
5	Maria Bošković	Tehničarka / *Technician*	FP7 BBMRI-LPC
6	Ana Miljković	Doktorandica / *PhD student*	MZOŠ
7	Irena Zakarija Grković	Doktorandica / *PhD student*	MZOŠ
8	Shelly Pranić	Doktorandica / *PhD student*	MZOŠ

Redovita nastava na Medicinskom fakultetu temeljila se na 902 norma-sata, uz koje su djelatnici i suradnici Katedre provodili i velik broj norma-sati nastave na Odjelu zdravstvenih studija (ovisno o akademskoj godini čak do 920 sati godišnje). / *902 teaching hours were carried out at the School of Medicine, with as many as 920 additional teaching hours at the University Department of Health Studies.*

Nastavno i suradničko osoblje Katedre / *Teaching and Associate Staff of the Department:*
doc. dr. sc. Ivana Kolčić, izv. prof. dr. sc. Ozren Polašek, prof. dr. sc. Rosanda Mulić, doc. dr. sc. Iris Jerončić i dr. sc. Shelly Pranjić

Stručna i znanstvena djelatnost

Katedra je na temelju podataka o Samoanalizi Medicinskoga fakulteta Sveučilišta u Splitu iz 2015. godine bila najproduktivnija znanstvena ustrojbena jedinica, sa sedam od deset najcitiranijih radova Medicinskoga fakulteta u analiziranom razdoblju. Ukupno je objavljen 131 rad u tom razdoblju, što je predstavljalo 16,2 % ukupne znanstvene produktivnosti cijeloga Fakulteta. Glavnina znanstvene produkcije odnosila se na projekt 10.001 Dalmatinac, koji je trenutno i najbolje rangirani projekt u području biomedicine prema podatcima Hrvatske znanstvene bibliografije (http://bib.irb.hr).

Professional and scientific activities

Based on the self-evaluation data from 2015, the Department of Public Health was the most productive unit of the School of Medicine, with seven out of ten top-level papers. There was a total of 131 published papers, attributing to 16.2% of total Medical School output. Most of this stems from the 10.001 Dalmatians research project, which is currently the best-ranked research project in biomedicine (http://bib.irb.hr).

Katedra je vodila ukupno devet znanstvenoistraživačkih projekata / *There were nine research grants run by the Department*

1. Pleitropy, gene networks and gene pathways in isolated human populations: the 10,001 Dalmatians biobank [HRZZ-8875]
2. Platform foR European Preparedness Against (Re-) emerging Epidemics – PREPARE [FP7 602525]
3. Respiratory Infection SuscEptibility genetics database-RISEgen [HRZZ-8445]
4. Biobanking and Biomolecular Resources Research Infrastructure - Large prospective cohorts – BBMRI-LPC [FP7 313010]
5. Quantitative trait loci in health and disease – Korčula study [Medical Research Council UK]
6. Understanding population genetics and genome-wide heterozygosity in Croatian isolated populations: ESGI [FP7 access-262055]
7. Genome-wide association study of pressure pain threshold [EFIC-Gruenenthal Research Grant]
8. Odrednice zdravlja i bolesti u općoj i izoliranim ljudskim populacijama [MZOŠ 216-1080315-0302]
9. Seroepidemiologija, nasljedna predispozicija i zarazne bolesti u Hrvatskoj [MZOŠ 216-1080315-0289]

Plan razvoja

Jedan od glavnih planova razvoja Katedre stvaranje je Zavoda za populacijsko zdravlje, koji bi stvorio podlogu za jasniji razvoj pojedinih istraživačkih skupina i omogućio njihovo bolje profiliranje. Zavod bi se sastojao od Katedre za javno zdravstvo, Hrvatskoga centra za globalno zdravlje te dvaju novoosnovanih laboratorija – Laboratorija za genetičku epidemiologiju i Laboratorija za kliničku epidemiologiju.

Udžbenici, poglavlja u udžbenicima i monografije

Katedra nije izdala vlastiti udžbenik, no članovi Katedre sudjelovali su u pisanju i objavljivanju devet udžbenika i monografija.

Katedra je znanstveno najproduktivnija jedinica Medicinskoga fakulteta. Zaposlenici Katedre dobili su ukupno četiri Državne nagrade za znanost (prof. dr. sc. Igor Rudan, izv. prof. dr. sc. Ozren Polašek, doc. dr. sc. Ivana Kolčić) te veći broj drugih nagrada na nacionalnoj i međunarodnoj razini. Popis publikacija dostupan je na mrežnoj stranici Fakulteta.

Development plan

One of the main plans is establishing the Institute for Population Health, which would encompass the Department, Centre for Global Health and two new laboratories – one for genetic epidemiology and the other for clinical epidemiology.

Books and book chapters

The Department did not produced own textbook, but there was a total of nine book chapters that were written.

The Department is the most productive research unit of the Medical School. Four State awards for research were awarded to Department members (Professor Igor Rudan, Associate Professor Ozren Polašek, and Assistant Professor Ivana Kolčić) and a lot more of national and international awards. The list of publications is available at the Medical School website.

Publikacije objavljene u časopisima indeksiranima u bazi Current Contents (2007. – 2016.)

Publications in journals indexed in Current Contents database during the period 2007-2016

Potpuni popis publikacija (304) nalazi se u elektroničkom obliku.

The complete list of publications (304) is enclosed in the digital format.

KATEDRA ZA FIZIKALNU I REHABILITACIJSKU MEDICINU
DEPARTMENT OF PHYSICAL AND REHABILITATION MEDICINE

Prof. dr. sc. Tonko Vlak / Prof Tonko Vlak, MD, PhD
Pročelnik Katedre / Head of Department

Tijekom razdoblja postojanja Medicinskoga studija zagrebačkoga Medicinskoga fakulteta te osamostaljenja Medicinskoga fakulteta u Splitu dolazilo je do brojnih promjena u oblikovanju i izvođenju nastave iz predmeta Fizikalna medicina i rehabilitacija (FMR). Dinamika tih promjena pratila je i dinamiku rasta, razvoja i sazrijevanja splitskoga Fakulteta i njegovih nastavnih kadrova te je na kraju dovela do ustroja Katedre za fizikalnu i rehabilitacijsku medicinu 2008., uz onu na zagrebačkom Medicinskom fakultetu, drugu takve vrste u Republici Hrvatskoj.

Kao i većina kliničkih predmeta tijekom osamdesetih godina, nastava iz FMR-a bila je povjerena zagrebačkim nastavnicima, a splitski suradnici u nastavi su samo pomagali da se turnusna nastava uspješno izvede. Tih prvih godina nastavu je na splitskom studiju održavao doajen hrvatske fizikalne i rehabilitacijske medicine prof. dr. sc. Theodor Dürrigl, a povremeni suradnici pri izvođenju nastave bili su mu dr. Vjekoslav Franceschi i dr. Mira Punda iz bolnice za reumatske bolesti i rehabilitaciju „Splitske toplice", dr. Vinko Duišin iz bivše Vojne bolnice u Splitu te poslije i dr. Dorotea Matulić iz bolnice Firule. Nastava se sastojala od 15 sati predavanja

Since the very foundation of the medical studies at the University of Zagreb School of Medicine and throughout the founding and development of University of Split School of Medicine (later on in text: USSM) there have been many changes in conducting the teaching process in the field of the physical therapy. The dynamics of these changes have been followed by the dynamics of growth and development of the USSM and its teaching staff, which led to the foundation of the Department for physical therapy and rehabilitation. This was the second Department of this kind in Croatia.

Since the majority of the courses during the 1980's were conducted by teaching staff from Zagreb School of Medicine, this was also the case with the lectures within the field of physical therapy. Associates from Split also helped in this process in order to maintain the quality.

In the first couple of years the lessons were held by Prof Theodor Dürrigl, with the assistance of Vjekoslav Franchesci, MD, and Mira Punda, MD, who were employees of the rehabilitation centre "Splitske toplice", Vinko Duišin, MD, employee of the "Military Hospital", and later on Dorotea Matulić, MD

i 15 sati vježba, koje su se održavale na spomenutim trima lokacijama (Firule, Križine, Splitske toplice), uz nadzor imenovanih liječnika, a u sadržaju su dominirale teme iz fizikalne medicine, određivanje invalidnosti i tjelesnoga oštećenja, uporaba ortopedskih pomagala u rehabilitaciji te procjena funkcijskoga stanja lokomotornoga sustava.

Odlaskom prof. dr. sc. Theodora Dürrigla u mirovinu nastavu u Splitu preuzima prof. dr. sc. Ivo Jajić, a 1990. u nastavu se kao suradnici uključuju dr. Smiljan Grgurev i dr. Tonko Vlak, koji uz dr. M. Pundu preuzimaju praktični dio nastave, koja se u teorijskom dijelu donekle promijenila – najveći dio predavanja bio je posvećen različitim oblicima fizikalne terapije, a manje se pažnje posvećuje rehabilitacijskoj medicini. Opseg nastave ostao je isti.

Nakon izbora dr. Smiljana Grgureva za naslovnoga asistenta, a zbog bolesti prof. dr. sc. Ive Jajića, nastavu od 1996. u cijelosti preuzimaju dr. S. Grgurev i dr. T. Vlak. Satnica predmeta povećala se na 20 sati predavanja i 30 sati vježba, a kompletna se nastava odvija na svim trima lokacijama tadašnjega Odjela za fizikalnu medicinu, rehabilitaciju i reumatologiju KB-a Split (ujedinjenjem svih rehabilitacijskih odjela bolnice na Firulama, bivše Vojne bolnice i Splitskih toplica).

Nakon osamostaljenja splitskoga Medicinskog fakulteta do tada samostalni kolegij postaje sastavnicom novooformljene Katedre Kirurgija II (zajedno s Ortopedijom, Dječjom kirurgijom, Urologijom i Neurokirurgijom). Taj neprirodni spoj kirurških struka i konzervativne medicine, u kojem se nekim čudom našla fizikalna medicina i rehabilitacija, mogao je postati i početak kraja nastave iz rehabilitacijskoga područja. To se, na sreću, nije dogodilo, već je došlo do značajnih promjena u strukturi i sadržaju nastave.

Izborom dr. T. Vlaka u naslovnoga asistenta 1999. započinje djelomična reforma nastavnoga plana iz područja FMR-a, koji ima za cilj pratiti nastavne planove i potrebe stjecanja nužnih znanja iz područja rehabilitacijske medicine te objasniti ulogu i značaj FMR-a u procesu liječenja brojnih stanja, kao što je to i uobičajeno i na stranim medicinskim fakultetima.

Svoja saznanja i iskustvo u tom procesu tada nam je nesebično ponudio prof. dr. sc. Reuben Eldar, koji je 2000., prema želji prof. dr. sc. Matka Marušića, došao na razgovor s čelništvom našega Fakulteta te s tadašnjim voditeljem predmeta dr. T. Vlakom. Uočivši sve manjkavosti dotadašnje nastave i pozicije koju FMR ima, vrlo brzo i odlučno pristupilo se reformi

from the hospital "Firule". At the time the course consisted of 15 lectures and 15 practical classes, taking place at three different locations (Firule, Križine, Splitske toplice), with the supervision of the senior physicians. The content of the classes consisted of themes from the field of physical medicine, determination of disability or physical damage, use of orthopaedic aids in rehabilitation and assessment of the functionality of musculoskeletal system.

With the retirement of Prof Theodor Dürrigla, the lectures were held by Prof Ivo Jajić, MD, PhD, and in 1990's assistants Smiljan Grgurev, MD, Tonko Vlak, MD, and Mira Punda, MD held practical classes. By this time practical classes changed partly in theory – major part of the lessons were dedicated to different forms of physical therapy, and minor part to rehabilitation medicine. Total number of teaching hours has not changed.

After election of Smiljan Grgurev, MD to Assistant, and due to the illness of Prof Ivo Jajić, MD, PhD, lessons were held from 1996 onward by Smiljan Grgurev, MD and Tonko Vlak, MD. Number of teaching hours increased to 20 hours of lectures and 30 of practical classes, held at three different locations of the Department of physical medicine, rehabilitation and rheumatology of the University Hospital of Split.

After University of Split School of Medicine became independent constituent of Split's University in 1997, course of physical medicine became a part of the new founded Department of Surgery II (along with Orthopaedic, Child's surgery, Urology, Neurosurgery). This mixture of surgery profession with the elements of conservative medicine, could have easily become the beginning of the end of the teaching process within the field of rehabilitation medicine. Luckily, this did not happen, quite contrary: it led to serious changes in the structure and content of the lectures.

Partial reform of the curriculum began in 1999 with the election of Tonko Vlak, MD to position of the assistant in the field of physical medicine and rehabilitation. This curriculum set the goals such as: necessity to follow adopted curriculum and the necessity to adopt knowledge in the field of rehabilitation medicine as well as the clarification of the role and importance of physical and rehabilitation medicine in the process of healing various medical conditions, which is process quite usual at foreign schools of medicine.

Nastavno i suradničko osoblje Katedre / *Teaching and Associate Staff of the Department:*
doc. dr. sc. Jure Aljinović, prof. dr. sc. Tonko Vlak, Boris Bećir, dr. med., dr. sc. Ivanka Marinović, Daniela Šošo, dr. med., doc. dr. sc. Ana Poljičanin

nastavnoga plana i programa, promjeni sadržaja i izbalansiranosti satnice koja je sve te sadržaje trebala obuhvatiti, čemu je značajno doprinijela tadašnja prodekanica za nastavu doc. dr. sc. Snježana Tomić. Pri tome se jako vodilo računa i o ishodima učenja kako bi naši studenti bili u prednosti u odnosu na studente s ostalih fakulteta, čineći pri tome bazu novih mogućih kadrova, koji će prijavom na specijalizaciju iz ove grane medicine pratiti i omogućiti daljnji razvoj struke u regiji.

Pozivom tadašnjega dekana prof. dr. sc. Mladena Bobana, koji je dobio zadaću da ustroji nove sastavnice Medicinskoga fakulteta – stručne studije Sestrinstva, Fizioterapije i Radiologije, nastupilo je još zahtjevnije doba za sve nas koji se bavimo fizikalnom i rehabilitacijskom medicinom na ovim prostorima.

U vrlo specifičnim uvjetima, iznenađeni i naoko nespremni za takve izazove, koje je pred naš Fakultet postavilo Sveučilište u Splitu i njegov rektor (prof. dr. sc. Pavić), nismo se preplašili postavljenoga zadatka. Velikim entuzijazmom i cjelodnevnim radom nekolicine pojedinaca (zašto ih se ne prisjetiti – Anita Dujmović vft, mr. sc. Ina Stašević, dr. sc. Tonko Vlak, dr. med) te velikom podrškom dekana prof. dr. sc. Mladena Bobana započeo je naš put u edukaciju fizioterapeuta. Put u neizvjesnost, ali nikako i u nepoznato.

In the year 2000 Prof Matko Marušić, MD, PhD invited Prof Reuben Eldar to visit USSM. He had a meeting with Prof Tonko Vlak, MD, PhD and he gladly offered to share his knowledge and experience.

Having detected all defects of the curriculum, it was clear that reform should start immediately and this involved reform of the curriculum, change of the contents and different teaching hour's distribution. This process was supported by vice dean for education in that time, Prof Snježana Tomić, MD, PhD. Learning outcomes were taken into account so that our students would have advantage over students from the other schools and be possible future teaching staff who are able to follow development in this profession after applying for the specialization in this field.

In the period in which Prof Mladen Boban, MD, PhD was dean of USSM, new study programs were established: professional study programs of "Nursing", "Physiotherapy" and "Radiology". It made this period even more demanding.

It represented a great challenge which the University (and rector at that time: Prof. Ivan Pavić) along with the School of Medicine, has set before us, because the conditions at time, have, at least, been very specific.

Da je doista bilo tako, najbolje se pokazalo brzom i kvalitetno odrađenom prvom godinom studija, u nešto kraćim akademskim rokovima od uobičajenih, a kada smo uhvatili normalni ritam rada, sve je bilo kao da traje godinama.

Danas, kada se osvrnemo iz sebe i pokušamo evaluirati (ne) uspješnost svojega dosadašnjeg rada, implementiranje teorijskog znanja i praktičnih vještina u vrlo složenom procesu edukacije iz područja medicinske rehabilitacije, a radi edukacije jednoga od najznačajnijih sudionika rehabilitacijskoga tima, možemo biti vrlo zadovoljni. Rezultate svojega rada sada konkretno vidimo kroz rad tih mladih fizioterapeuta na našem Odjelu te prema informacijama koje nam stižu iz svih krajeva Hrvatske, gdje naši studenti danas rade.

Promjena načina studiranja, utemeljena na postulatima općeprihvaćenoga Bolonjskoga procesa, donijela je mnoge promjene rada i našim studentima i našim nastavnicima, kako na Stručnom studiju tako i na Medicinskom fakultetu, gdje je i za studente V. godine studija oformljen respektabilni tim stručnjaka za podučavanje rehabilitacijske medicine.

Studentima V. godine studija medicine omogućile su se nove spoznaje o značenju i mogućnostima fizikalne i rehabilitacijske medicine u svakodnevnom radu, započelo se redovito odlaženje na terensku – praktičnu nastavu u specijalnu bolnicu za medicinsku rehabilitaciju „Kalos" u Veloj Luci, koja je našim radom te njihovim interesom i suradnjom (nužno je naglasiti izrazitu suradljivost i potporu tadašnje ravnateljice „Kalosa" mr. sc. Nadije Franulović Golja, dr. med), međusobnim Ugovorom od 2004. postala nastavna baza našega Fakulteta. Izravnim sudjelovanjem studenata u radu takve ustanove i provođenjem nastave na terenu omogućeno je objektivnije sagledavanje značenja rehabilitacijske medicine u sveukupnom liječenju svih bolesnika, bolji praktični rad studenata, kvalitetnije obavljanje vježba, sukladno postojećoj Knjižici praktičnih vještina, u čijem smo kreiranju i osobno sudjelovali.

Složenost, nova načela rada, nove obveze, a sve radi unaprjeđivanja procesa studiranja i povećanja razine izvrsnosti stečenoga, donijeli su nam nove poteškoće.

Čini se da su se na njih brže adaptirali studenti nego nastavnici, čiji je izbor u nastavna zvanja išao sporije nego smo planirali. Rutinski svakodnevni rad, nastava koja je bila jako obilna i zahtjevna na Stručnom studiju, jednostavno nije dopustio prostora za znanstveno napredovanje. Ipak,

The path towards setting up the education of physical therapists has begun with great enthusiasm and whole-day work of Anita Dujmović, Ina Stašević, Tonko Vlak and off course support of the dean, Prof Mladen Boban, MD, PhD.

The first year of study program ran smoothly, and it was a confirmation that the program we set up was planned very well. In short time we achieved normal work rhythm, as though we have already had a few years of experience behind us.

Today, when we look back at all the accomplishments we have achieved through our dedicated work, implementation of theoretical knowledge and practical skills within highly complex process of education in the field of rehabilitation, we have reasons to be pleased.

Results of our work can be visible through the everyday work of our young physicians at the Department, as well as from the information gathered from the various part of Croatia where our alumni work.

Postulates of the Bologna process have brought the changes within the study modes, as well as varieties in working mode of our teachers and students. Specifically, this meant that, for example, very respectable team of professional physicians held lectures in rehabilitation medicine for the fifth year students of medicine at USSM.

They were provided with new understanding/knowledge about possibilities in physical and rehabilitation medicine in everyday work and regular practical classes in the teaching base "Kalos" in Vela Luka. "Kalos" became the teaching base of USSM in 2004. (It is important to emphasize the good cooperation with head of the hospital at the time: Nadija Franulović Golja, MD).

Through direct involvement in the everyday work of this institution students gained objective overall picture about the meaning of rehabilitation medicine as a part of the healing process and improvement of practical skills, all in accordance with the Catalogue of practical skills (in which creation we have actively participated).

Complexity, new methods of work, and new obligations brought new difficulties, but it was all part of the study process improvement and increasing the level of excellence.

sveukupna je nastava uvijek bila uredno odrađena, uz zavidne ocjene nastavnika u studentskim anketama, a obilje obveza i nastavnoga opterećenja nastavnika 2006. prvi je put dovelo do postavljanja zahtjeva Upravi Medicinskoga fakulteta za samostalnom Katedrom za fizikalnu i rehabilitacijsku medicinu.

Velik fond obvezne nastave na Stručnom studiju tijekom 6 semestara (990 sati predavanja + 225 sati seminara + 1620 sati vježba) uz velik broj izbornih predmeta nametao nam je i veliku odgovornost pri provođenju stručnih rehabilitacijskih predmeta, ali i omogućio izbor u suradnička zvanja naših novih nastavnika, s velikim pojedinačnim nastavnim opterećenjima.

Dijelom je to bio rezultat i dosadašnje loše kadrovske politike naše bolnice u tom segmentu medicinske (pa onda i nastavne) djelatnosti, jer su tijekom tih godina zaprimljeni prvi specijalizanti iz toga područja, nakon punih 19 godina apstinencije.

Tada je na nama koji vodimo studij bilo da ih zainteresiramo i usmjerimo, i u nastavnu aktivnost, što je više bilo moguće, jer se radilo o mladim, zainteresiranim kadrovima s vrlo visokim prosjecima ocjena na studiju.

Okupljanje ostalih kvalitetnih specijalista iz regije, koji su mogli dati svoj doprinos edukaciji radi jačanja stručnih rehabilitacijskih predmeta i percepciji raznovrsnosti u pristupima problemima rehabilitacijske medicine, aktivno sudjelovanje u fakultetskim tijelima, dobri rezultati provedene nastave i ishodi učenja naših studenata te mogućnost da naše rezultate u više navrata predstavi ostalim članovima Fakultetskoga vijeća, čiji je član dr. T. Vlak bio od 2001., omogućili su kvalitetnu i realnu percepciju naše djelatnosti i naših nastavnih aktivnosti.

Sve to zajedno, a poglavito kontinuirano dobre ocjene nastavnika i nastave tijekom anonimnih studentskih anketa, doprinijelo je odluci Uprave Medicinskoga fakulteta da se 2008. osnuje tada najmlađa katedra našega Fakulteta – Katedra za fizikalnu i rehabilitacijsku medicinu, te da se imenuje njezin prvi pročelnik.

It seems that students adopted much quicker to these changes, since the teaching staff had difficulties with elections to teaching positions (slower than we had anticipated). Routine, everyday work, lectures at the Department of Professional Studies did not leave much time for scientific improvement.

However, all lectures and practical classes ran smoothly, with high scores of our teachers and teaching process according to the student survey results, which made it possible to make a justifiable request to the USSM Management for establishment of the independent Department for physical medicine and rehabilitation in 2006.

Great number of classes at the professional study during 6 semesters (990 hours of lectures+ 225 hours of seminars+1620 hours of practical classes) together with great number of elective subjects brought huge responsibility for conducting professional rehabilitation classes, but it also enabled our teaching staff to be appointed into assistant positions.

This was partially result of the bad human resources politics in the hospital in the segment of medical and teaching activities, because it was in this period that the first specialist in this field were employed, after 19 years.

It was up to us who were carrying out this study program, to arouse interest and direct these young people into teaching activities. They were all very eager young people with high grades during the study.

By gathering well known specialists from the region, who have contributed to the education of our staff we managed to strengthen rehabilitation courses and offer different perceptions within the approaches to problem solving in rehabilitation medicine.

We achieved real and high-quality perception of our field of work and our teaching activities. It is important to mention that it was the result of our active participation in the faculty boards/committees, good feedback regarding the lectures and outcomes of our students, and last but not least presentation of our results to Faculty Council, whose member was Prof. Tonko Vlak, MD, PhD, since 2001.

All written above, with emphasis on the continuous high scores of our teachers and teaching process according to the student survey results, contributed to the decision by Management of USSM in 2008 to establish the youngest

Od tada pa do danas Katedra stalno bilježi rast i razvoj. Pristupaju joj novi, mladi nastavnici, koji su svoja nastavnička znanja kalili na pretkliničkim predmetima (Katedra za anatomiju), obogativši našu nastavu svojim znanjima i entuzijazmom. Naime, funkcionalna anatomija vrlo je blisko područje rehabilitacijskoj medicini, a takav trend povezivanja tih dvaju područja popularan je i vrlo raširen i na fakultetima diljem Europe (doc. dr. sc. Jure Aljinović i doc. dr. sc. Ana Poljičanin). Uz njih, prije nekoliko godina izabrano je i troje asistenata (dr. Ivanka Marinović, dr. Danijela Šošo, dr. Boris Bećir), za koje se nadamo da će vrlo brzo ostvariti uvjete za izbor u viša nastavnička ili znanstveno-nastavna zvanja.

Iako i nadalje imamo nastavu na trima lokacijama (Križine, Firule, Splitske toplice), preseljenjem Odjela na Križine u travnju 2014. i stjecajem statusa Zavoda, a na putu prema postizanju statusa Klinike za fizikalnu i rehabilitacijsku medicinu KBC-a i Medicinskoga fakulteta, omogućeni su nam bolji prostorni uvjeti za rad, kako onaj svakodnevni, tako i rad sa studentima. Fakultetske prostorije i službe također su nam sada puno bliže, što dodatno olakšava održavanje nastave na višoj razini.

Pri tome treba naglasiti da nam je i Uprava Medicinskoga fakulteta, na čelu s dekanom prof. dr. sc. Draganom Ljutićem i prodekanom za nastavu prof. dr. sc. Zoranom Đogašem, puno pomogla prihvativši naš prijedlog i zamolbu za turnusnom nastavom. Tako se od školske godine 2014./2015. nastava iz Fizikalne medicine i rehabilitacije na V. godini izvodi u dvama turnusima, sada tijekom mjesec dana, tako da je i način održavanja nastave puno lakši. Manje skupine studenata, kako seminarske tako i vježbovne, omogućuju nam da se više posvetimo svojim studentima, da ih više podučimo praktičnim znanjima, a rezultati ispita pokazuju nam da su i ishodi učenja značajno bolji.

Stalno se radi na unapređivanju nastavnih djelatnosti, ažuriranju tema i nastojanjima da se nastava što više približi studentima i njihovim željama i traženjima, u čemu nam jako puno pomažu studentske ankete. Zbog toga je i nastavno opterećenje poraslo, tako da uz 16 sati predavanja, 12 sati seminara i 17 sati vježba, sada u dvama turnusima održavamo više od 200 student-sati nastave. Uvođenjem novih sadržaja u nastavni program, nagrađivanjem najboljih studenata (knjigom „Rano prepoznavanje reumatskih bolesti" za sve one sa stopostotnim rješenjem ispitnoga testa), posjetom i sudjelovanjem u nastavi sportaša s invaliditetom 2016. i nadalje ostvarujemo svoju namjeru da nastavu koncipiramo

Department of USSM: Department for physical and rehabilitation medicine, and to name its first Head of Department:

Since then, the Department has been constantly growing and developing. New, young scientists who gained teaching experience at the pre-clinical departments (mostly Department of Anatomy) are joining and enriching our teaching processes.

Namely, functional anatomy is quite similar to rehabilitation medicine, and this trend of connecting these two areas is quite popular and widespread throughout universities in Europe (Assistant Professors Jure Aljinović, Ana Poljičanin). Also, couple of years ago three more Assistants were elected (Ivanka Martinović, MD, Danijela Šošo, MD, Boris Bećir, MD), and hopefully they will soon meet the criteria for election to teaching and scientific-teaching positions.

Although we still have classes at three locations (Križine, Firule, Splitske toplice), by relocating the Department to Križine in April 2014 and gaining the status of Institute, we got better conditions for everyday work and work with students. We use the USSM logistics and premises, which enables maintaining high level of classes.

It also has to be mentioned that during the USSM Management with Prof Dragan Ljutić, MD, PhD, as the Dean and Prof Zoran Đogaš, MD, PhD, as a Vice Dean at the time, helped a lot when accepted our request to organize classes in block sessions.

Therefore since academic year 2014/15 Physical Therapy and Rehabilitation classes have been carried out in two block sessions, in a period of one month. Smaller groups of students (both seminar and practical) allow us to dedicate more time to students, and to teach them practical knowledge. The results of exams have proved that the study outcomes are becoming much better.

We have been constantly working on the improvement of the teaching process, and trying to respond to student's demands (found usually in student surveys).

Physical Medicine and Rehabilitation course consists of two blocks of sessions with more than 200 teaching hours (16 lecture hours, 12 hours of seminars, and 17 hours of exercises).

Implementation of new content in the curriculum, rewarding

tako da bude raznovrsna i studentima zanimljivija jer je to pravi put prema poboljšanju ishoda učenja.

Edukaciju i ostalih medicinskih kadrova, prije svega fizioterapeuta, sada obavljamo na samostalnom Odjelu zdravstvenih studija, koji je od 2011. postao samostalna sastavnica našeg Sveučilišta, kada su ukinuti Stručni studiji na našem Fakultetu.

U akademskoj godini 2015./2016. prvi je put održana nastava i za naš engleski studij, na V. godini studija za studente koji studiraju na engleskom jeziku.

Uza sve to, naša Katedra gotovo svake godine organizira i tečajeve najviše kategorije, koji služe za edukaciju gotovih specijalista i specijalizanata iz raznih područja, a koje je prepoznala i Hrvatska liječnička komora te bodovala najvećim brojem bodova za tu svrhu.

Do sada su održani sljedeći tečajevi:

1. 3/2011. Poslijediplomski tečaj I. kategorije: „Rano prepoznavanje reumatskih bolesti" – voditelji: prof. dr. sc. Tonko Vlak, dr. med., i doc. dr. sc. Duška Martinović Kaliterna, dr. med.
2. 6/2012. Poslijediplomski tečaj II. kategorije „Kako napisati znanstveno-stručni rad: od ideje do publikacije" – voditelj: prof. dr. sc. Tonko Vlak, dr. med.
3. 10/2013. Poslijediplomski tečaj I. kategorije „Reumatologija u kliničkoj praksi" – voditelji: prof. dr. sc. Duška Martinović Kaliterna, dr. med., i prof. dr. sc. Tonko Vlak, dr. med.
4. 2/2015. Poslijediplomski tečaj I. kategorije „Nove tehnologije u fizikalnoj medicini i rehabilitaciji: Laser visokog intenziteta i udarni val" - voditelj: prof. dr. sc. Tonko Vlak, dr. med.
5. 10/2016. poslijediplomski tečaj I. kategorije „Ortotska potpora rehabilitaciji osteoartritisa i ozljeda koljena i stopala" – voditelj prof. dr. sc. Tonko Vlak, dr. med.

Radeći na popularizaciji struke, poboljšavajući kvalitetu nastave i ishoda učenja, dio svojega vremena posvetili smo i publikacijama u kojima pišemo i o svojoj nastavi i o svojem Fakultetu, tako da je na tu temu do sada publicirano više članaka:

1. Vlak T, Eldar R. The story of Splitske toplice, Croatia (The Spa of Split). Eur Medicophys 2003;39(2):111-4.
2. Vlak T, Boban M, Franulović-Golja N, Eldar R. Teaching disability and rehabilitation medicine at the Medical

the best students (with book "Early Recognition of Rheumatic Diseases"), visits and participation in the teaching process of the athletes with invalidity shows that our teaching has been interesting for the students, and we strongly believe that this is the right way to improve the study outcomes.

Education of the other medical professions, in first line physiotherapists, is conducted at the University Department of health studies, which was founded in 2011 (after separation from the USSM).

Classes for the fifth year students of Medical studies in English were conducted for the first time in the academic year 2015/16.

Besides classes, our Department also regularly organizes courses with purpose to educate specialists and residents from different medical fields. Courses are recognized by Croatian Medical Chamber.

Courses held up to present:

1. 10/2016 Postgraduate course of 1st category "Orthotic support in the rehabilitation of osteoarthritis and injuries of knee and foot"– course coordinator Prof Tonko Vlak, MD, PhD
2. 02/2015 Postgraduate course of 1st category "New technologies in physical medicine and rehabilitation: high intensity laser and shock wave" - course coodinator: Prof Tonko Vlak, MD, PhD
3. 10/2013 Postgraduate course of 1st category „Rheumatology in clinical practice" - course coodinators: Prof Duška Martinović Kaliterna, MD, PhD, and Prof Tonko Vlak, MD, PhD
4. 06/2012 Postgraduate course of 2nd category "How to write an article: from idea to publication" - course coodinator: Prof Tonko Vlak, MD, PhD
5. 03/2011 Postgraduate course of 1st category: "Early recognition of rheumatic diseases" - course coodinators: Prof Tonko Vlak, MD, PhD, and Assist Prof Duška Martinović Kaliterna, MD, PhD

While working on the recognition of our profession and improving the quality of teaching process and learning outcomes, we have dedicated a part of our time to write publications about our teaching and our School. We have published a few articles on this subject:

1. Vlak T, Eldar R. The story of Splitske toplice, Croatia (The Spa of Split). Eur Medicophys 2003;39(2):111-4.

school in Split, Croatia. Croat Med J 2004;45(1):99-102.

3. Vlak T. Odjel za fizikalnu medicinu, rehabilitaciju i reumatologiju. U: Mirić D. i sur. Osamnaest godina Kliničke bolnice Split. Split: Slobodna Dalmacija, 2004: 151-160.
4. Džidić I, Jelić M., Sekelj-Kauzlarić K, Vlak T, Bakran Ž, Eldar R. Rehabilitation medicine in Croatia-sources and practice. J Rehabil Med 2006;38(4):209-11.
5. Jelić M, Sekelj-Kauizlarić K, Vlak T, Bakran Ž, Džidić I, Eldar R. The system for medicalrehabilitation in Croatia. Disabil Rehabil 2006;28(15):943-8.
6. Pecotić Jeričević S, Vlak T, Rota Čeprnja A, Visković M, Franulović Golja N, Eldar R. „Kalos" – Rehabilitation hospital in Vela Luka, Croatia. Croat Med J 2008;49(3):291-4.
7. Vlak T, Šošo D, Poljičanin A, Bečir B, Marinović I, Pivalica D, Tukić A, Rota Čeprnja

A, Pecotić-Jeričević S. Physical and rehabilitation medicine training center in Split, Croatia: striving to achieve excellence in education of a rehabilitation team. Disabil Rehabil 2014;36(9):781-6.

Radeći na međunarodnoj promidžbi i međusobnom povezivanju, vjerujući da samo suradnjom s drugim sličnim ustanovama i fakultetima možemo ostvariti daljnji napredak, potpisali smo ERASMUS suradnju sa Sveučilištem u Anconi, a vrlo smo blizu potpisivanju istoga ugovora o suradnji i sa Sveučilištem u Hanoveru. To je samo dokaz da je naš rad i prepoznat i cijenjen u inozemstvu, o čemu svjedoči i citiranost naših publikacija na temu edukacije, diljem svijeta.

Svemu tomu značajno su doprinijeli svi naši članovi Katedre te naši vanjski suradnici i gostujući predavači, od kojih će neki biti angažirani i za potrebe studiranja na engleskom jeziku.

Nastavnici i suradnici:

- pročelnik Katedre: prof. dr. sc. Tonko Vlak, dr. med.
- tajnica Katedre: doc. dr. sc. Ana Poljičanin, dr. med.
- zamjenica pročelnika Katedre: Ivanka Marinović, dr. med., asistentica, predavačica
- Asija Rota Čeprnja, dr. med., predavačica
- Daniela Šošo, dr. med., asistentica, predavačica
- doc. dr. sc. Ivica Vuković, dr. med.
- doc. dr. sc. Jure Aljinović, dr. med.
- Boris Bečir, dr. med., asistent

2. Vlak T, Boban M, Franulović-Golja N, Eldar R. Teaching disability and rehabilitation medicine at the Medical school in Split, Croatia. Croat Med J 2004;45(1):99-102.
3. Vlak T. Odjel za fizikalnu medicinu, rehabilitaciju i reumatologiju. U: Mirić D. i sur. Osamnaest godina Kliničke bolnice Split. Split: Slobodna Dalmacija, 2004: 151-160.
4. Džidić I, Jelić M., Sekelj-Kauzlarić K, Vlak T, Bakran Ž, Eldar R. Rehabilitation medicine in Croatia-sources and practice. J Rehabil Med 2006;38(4):209-11.
5. Jelić M, Sekelj-Kauizlarić K, Vlak T, Bakran Ž, Džidić I, Eldar R. The system for medicalrehabilitation in Croatia. Disabil Rehabil 2006;28(15):943-8.
6. Pecotić Jeričević S, Vlak T, Rota Čeprnja A, Visković M, Franulović Golja N, Eldar R. „Kalos" – Rehabilitation hospital in Vela Luka, Croatia. Croat Med J 2008;49(3):291-4.
7. Vlak T, Šošo D, Poljičanin A, Bečir B, Marinović I, Pivalica D, Tukić A, Rota Čeprnja

A, Pecotić-Jeričević S. Physical and rehabilitation medicine training center in Split, Croatia: striving to achieve excellence in education of a rehabilitation team. Disabil Rehabil 2014;36(9):781-6.

Through the work on international recognition, and with strong belief that we can make significant improvement through collaboration with similar institutions and universities, we signed ERASMUS collaboration with the University of Arizona, and we are very close to signing the same agreement with University of Hanover. It shows that our work is recognized and appreciated worldwide, and it is confirmed by citations of our publications in the field of education.

Each and every member of our Department has made their contributions, as well as our external collaborators, visiting Professors, some of whom will participate in conducting courses in Medical studies in English.

Teachers and associates:

- Head of Department: Prof Tonko Vlak, MD, PhD
- Department's secretary: Assist Prof Ana Poljičanin, MD, PhD
- Vice Head of the Department: Ivanka Martinović, MD, Assistant
- Asija Rota Čeprnja, MD
- Daniela Šošo, MD, Assistant,
- Assistant Prof Ivica Vuković, MD
- Assistant Prof Jure Aljinović, MD
- Boris Bečir, MD, Assistant

Vanjski suradnici:

- prof. dr. sc. Ljerka Ostojić, dr. med., specijalistica fizikalne medicine i rehabilitacije, pročelnica Katedre za anatomiju Medicinskog fakulteta Sveučilišta u Mostaru;
- Maria Gabriella Ceravolo, MD, PhD, Professor of Physical Medicine and Rehabilitation Department of Experimental and Clinical Medicine Politecnica University of Marche, Ancona, Italy, Director of Neurorehabilitation Clinic Azienda Ospedali Riuniti di Ancona
- Alison Kirkman, BSC(physio), Senior lecturer, The University of Noter Dame, Australia

External collaborators:

- Prof Ljerka Ostojić, MD, PhD, specialist of physical and rehabilitation medicine, Head of the Department of Anatomy at University of Mostar School of Medicine
- Maria Gabriella Ceravolo, MD, PhD, Prof of Physical Medicine and Rehabilitation Department of Experimental and Clinical Medicine Politecnica University of Marche, Ancona, Italy Director of Neurorehabilitation Clinic Azienda Ospedali Riuniti di Ancona
- -Alison Kirkman, BSC (physio), Senior lecturer The University of Notre Dame, Australia

Fizioterapeuti mentori koji sudjeluju u praktičnoj nastavi:

- Silvana Primorac, bacc. phy.
- Anita Dujmović, bacc. phy.
- Ana Dorić, bacc. phy.
- Nada Maleš, bacc. phy.
- Andrea Majce, bacc. phy.
- Jasmina Ivanišević, bacc. phy.
- Marija Ružić, bacc. phy.
- Bernardino Jenkač, bacc. phy.
- Marta Družijanić, bacc. phy.
- Marija Sedlar, bacc. phy.

Physiotherapists supervisors:

- Silvana Primorac, bacc. phy.
- Anita Dujmović, bacc. phy.
- Ana Dorić, bacc. phy.
- Nada Maleš, bacc. phy.
- Andrea Majce, bacc. phy.
- Jasmina Ivanišević, bacc. phy.
- Marija Ružić, bacc. phy.
- Bernardino Jenkač, bacc. phy.
- Marta Družijanić, bacc. phy.
- Marija Sedlar, bacc. phy.

Udžbenici, poglavlja u udžbenicima i monografije 2007. – 2016.

Text-books, chapers in text-books and monographies in the period of 2007-2016

1. Vlak T. Fototerapija. U: Jajić I, Jajić Z i sur. Fizikalna i rehabilitacijska medicina:osnove i liječenje. Zagreb: Medicinska naklada; 2008, 223-30.
2. Karelović D, Marković V, Vlak T, Vučinović Z. Osteoporoza. Split: Jedinica za znanstveni rad KBC Split; 2008, 68.
3. Vlak T. Načela liječenja i rehabilitacija reumatskih bolesnika & Nefarmakološko liječenje. U: Potočki K, Dürrigl T. Klinička reumatološka radiologija. Zagreb: Medicinska naklada; 2011, 267-84.
4. Vlak T, Martinović Kaliterna D. Rano prepoznavanje reumatskih bolesti. Split: Medicinski fakultet Sveučilišta u Splitu; 2011, 239.
5. Vlak T. Physical Medicine & Rehabilitation. In: Simunovic VJ: Catalogue of Clinical Skills. Seattle: CreateSpace Independent Publishing Platform; 2013.
6. Vlak T, Grubišić F. ur. 4. hrvatsko-slovenski simpozij rehabilitacijske medicine. Knjiga sažetaka. Fiz rehabil med 2015;27(1-2):180.
7. Vlak T, Grubišić F. ur. 6. hrvatski kongres fizikalne i rehabilitacijske medicine. Knjiga sažetaka. Fiz rehabil med; 2016.
8. Kosinac Z, Ciliga D, Vlak T, Petrinović L. Kineziterapija. Zagreb: Kineziološki fakultet Sveučilišta u Zagrebu; 2016. (u tisku).

Publikacije objavljene u časopisima indeksiranima u bazi Current Contents 2007. – 2016.

Publications in journals indexed in Current Contents database during the period 2007-2016

Potpuni popis publikacija (35) nalazi se u elektroničkom obliku.

The complete list of publications (35) is enclosed in the digital format.

Literatura / *References*

1. Vlak T, Eldar R. The story of Splitske toplice, Croatia (The Spa of Split). Eur Medicophys 2003;39(2):111-4.
2. Vlak T, Boban M, Franulović-Golja N, Eldar R. Teaching disability and rehabilitation medicine at the Medical school in Split, Croatia. Croat Med J 2004;45(1):99-102.
3. Vlak T. Odjel za fizikalnu medicinu, rehabilitaciju i reumatologiju. U: Mirić D. i sur. Osamnaest godina Kliničke bolnice Split. Split: Slobodna Dalmacija; 2004, 151-60.
4. Pecotić Jeričević S, Vlak T, Rota Čeprnja A, Visković M, Franulović Golja N, Eldar R. „Kalos"-Rehabilitation hospital in Vela Luka, Croatia. Croat Med J 2008;49(3):291-4.
5. Vlak T, Šošo D, Poljičanin A, Bečir B, Marinović I, Pivalica D, Tukić A, Rota Čeprnja A, Pecotić-Jeričević S. Physical and rehabilitation medicine training center in Split, Croatia: striving to achieve excellence in education of a rehabilitation team. Disabil Rehabil 2014;36(9):781-6.

KATEDRA ZA NUKLEARNU MEDICINU
DEPARTMENT OF NUCLEAR MEDICINE

Izv. prof. dr. sc. Vinko Marković / Assoc Prof Vinko Marković, MD, PhD
Pročelnik Katedre / Head of Department

†

Povijest Katedre

Predmet za nuklearnu medicinu osnovan je 1. listopada 1997. godine kao potpredmet integriranoga predmeta Katedre za medicinsku dijagnostiku s četirima potpredmetima: Fizikalne osnove dijagnostičkih metoda, Medicinska laboratorijska dijagnostika, Radiologija i Nuklearna medicina. Implementacijom Bolonjskoga procesa Katedra za medicinsku dijagnostiku u sadašnjoj organizacijskoj formi prestaje postojati u akademskoj godini 2008./2009. Naime, prestaju se održavati potpredmeti Fizikalne osnove dijagnostičkih metoda i Medicinska laboratorijska dijagnostika, a Nuklearna medicina postala je zaseban predmet s istim brojem sati nastave na svim medicinskim fakultetima u RH (sukladno postignutoj harmonizaciji programa hrvatskih medicinskih fakulteta u procesu prilagodbe programima Europske zajednice). Satnica nastave, sadržaj, ciljevi i kompetencije studenata nakon položenoga ispita usuglašeni su međukatedarskim dogovorom na svim četirima medicinskim fakultetima u Hrvatskoj, slijedom „Kataloga znanja i vještina" koji je usvojen početkom 2007. godine.

Od rujna 2012. postali smo Katedra za nuklearnu medicinu sa satnicom od 40 sati.

History of the Department

The Department of Nuclear Medicine was established on October 1, 1997 as a subsection of the integrated Department for Medical Diagnostics consisted of four subsections: Physical fundamentals of diagnostic methods, Medical laboratory diagnostics, Radiology and Nuclear medicine. In academic year 2008/2009. Department for medical diagnostic was diminished according to Bologna process adjustment, when subsection of Physical fundamentals of diagnostic methods and Medical laboratory diagnostics were abolished, and Nuclear medicine has become a separate Department with the uniform number of teaching hours in all medical schools in Croatia (as a result of the achieved program for Croatian medical schools in the adjustment process according to European Community programs). Teaching load, content, teaching aims and competences that students achieve after passing the exam were harmonized according to agreement between all Nuclear Medicine Departments of the four medical schools in Croatia, following the "Catalogue of knowledge and skills" which was adopted in early 2007. From September 2012. we became the Department of Nuclear Medicine with total of 40 teaching hours (lectures, seminars and excercises). Department of Nuclear Medicine also provides elective course "Diseases of the thyroid and parathyroid glands", and in addition to classes for undergraduate students of medicine,

Katedra za nuklearnu medicinu organizira i izvodi nastavu i izbornoga predmeta Bolesti štitnjače i doštitnih žlijezda, a uz nastavu za studente dodiplomskoga studija Medicine, organizira i izvodi nastavu na stručnom studiju Medicinske radiologije koji se izvodi na Medicinskom fakultetu Sveučilišta u Splitu. Također, već godinama članovi Katedre izvode nastavu iz nuklearne medicine na Medicinskom fakultetu Sveučilišta u Mostaru, gdje je nastava iz nuklearne medicine dio nastave predmeta Radiologija i Nuklearna medicina.

Katedra ima dvojicu nastavnika u izabranim znanstveno-nastavnim zvanjima izvanrednih profesora. U planu je prevesti u statuse asistenata dvoje specijalista nuklearne medicine.

Prostorni radni uvjeti

U sklopu Zavoda za nuklearnu medicinu KBC-a Split.

Nastavna djelatnost

Dodiplomska nastava: Nuklearna medicina, Bolesti štitnjače i doštitnih žlijezda (izborni)

Nuklearna medicina na stručnom studiju Medicinske radiologije u Splitu.

Nastavnici i suradnici s Katedre za nuklearnu medicinu sudjeluju kao suradnici u dodiplomskoj nastavi iz sljedećih kolegija: Medicinska fizika i biofizika (medicina), Biofizika (stomatolozi), Osteoporoza (izborni predmet) Medicinskoga fakulteta Sveučilišta u Splitu. Već niz godina nastavnici ovog kolegija vode i nastavu iz predmeta Nuklearna medicina na Medicinskom fakultetu Sveučilišta u Mostaru, gdje je nastava iz nuklearne medicine dio nastave predmeta Radiologija i Nuklearna medicina. Na Sveučilišnom odjelu zdravstvenih studija, u sklopu diplomskoga studijskog programa Radiološka tehnologija djelatnici ove Katedre održavaju predmet Metode i tehnologije u nuklearnoj medicini temeljene na dokazima.

Poslijediplomska nastava:
Nastavnici sudjeluju u provođenju nastave poslijediplomskoga specijalističkog studija Nuklearna medicina, u organizaciji Medicinskog fakulteta Sveučilišta u Zagrebu.

Prof. dr. sc. A. Punda sudjeluje i u izvođenju nastave na ovim studijima:

- Poslijediplomski doktorski studij Klinička medicina utemeljena na dokazima, Medicinski fakultet Sveučilišta u Splitu, predmet Klinička biostatistika.

organizes and performs professional studies of Medical Radiology, which is performed at the University of Split. Also, for many years members of the Department are teaching Nuclear Medicine at the University of Mostar, as the part of the Radiology and Nuclear Medicine course. Department has two teachers in academic titles of Associate Professors. We are planning to promote two nuclear medicine specialists in the status of Assistants.

Space and working conditions

In the area of Nuclear medicine Department in University Hospital of Split .

Teaching activities

Integrated studies, School of medicine, University of Split: Nuclear medicine, Diseases of the thyroid and parathyroid glands (elective course).

Medical Radiology Study, University of Split: Nuclear medicine course.

Teachers and staff at the Department of Nuclear Medicine participate in the following undergraduate courses: Medical physics and biophysics (Medicine), Biophysics (Dental medicine), Osteoporosis (elective course) - School of medicine University of Split. At the University Department of Health Studies, in the study program "Medical Radiology" members of the Department conduct course "Evidence based methods and technologies in nuclear medicine".

Graduate school: The members of the department conduct classes at the Postgraduate specialist university study programme Nuclear Medicine, organized by the School of Medicine, University of Zagreb. Assoc Prof A. Punda also participates in: - Postgraduate Doctoral Study of Clinical Evidence Based Medicine, School of Medicine, University of Split, Clinical Biostatistics course. - Postgraduate specialist university study programme, Clinical Epidemiology, School of Medicine, University of Split, Clinical Biostatistics course.

Djelatnici Kliničkog zavoda za nuklearnu medicinu KBC-a Split (50. obljetnica Zavoda)
Members of Clinical Department for Nuclear Medicine of CHC Split (50th anniversary)

- Poslijediplomski specijalistički studij Klinička epidemiologija, Medicinski fakultet Sveučilišta u Splitu, predmet Klinička biostatistika.

Nastavno i suradničko osoblje

Voditelj Katedre: izv. prof. prim. dr. sc. Vinko Marković

Zamjenik voditelja: izv. prof. prim. dr. sc. Ante Punda

Suradnici u nastavi: profesor dr. sc. Davor Eterović, prim. mr. sc. Anka Pranić-Kragić; specijalistice nuklearne medicine: dr. Dubravka Brdar, dr. Ileana Zebić, dr. Gordana Šošo i dr. Sanda Gračan; inženjerke kemije: dr. sc. Vesela Torlak Lovrić i mr. sc. Maja Cvek-Bobić; specijalizanti nuklearne medicine: dr. Ana Barić, dr. Marko Brekalo, dr. Tina Majstorović i dr. sc. Ana Vuica.

Prethodni voditelj nastave: doc. dr. sc. Ante Staničić

Stručna i znanstvena djelatnost (projekti, organizacija znanstvenih skupova, doktorirali i magistrirali 2007. – 2016.)

Projekti

1. Cirkulacijske posljedice urolitijaze (Circulatory effects of urolithiasis) – projekt završio 2011. Voditelj projekta:

Teachers and associates

Head of Department: Assoc Prof Prim PhD Vinko Marković

Deputy Head: Assoc Prof Prim PhD Ante Punda

Associates: Prof Davor Eterović, PhD, Prim Anka Pranić-Kragić, PhD, nuclear medicine specialists: Dubravka Brdar, MD; Ileana Zebić, MD; Gordana Šošo, MD; Sanda Gračan, MD; Chemistry engineers: Vesela Torlak Lovrić, PhD, and Maja Cvek-Bobić, MSc, Nuclear Medicine residents: Ana Barić, MD; Marko Brekalo, MD; Tina Majstorović, MD and Ana Vuica, MD, PhD.

Previous Head of the Department: Assist Prof Ante Staničić, nuclear medicine specialist.

Professional and scientific activities (projects, organization of scientific meetings, PhD and Master's degrees during the period 2007-2016)

Projects

1. Circulatory effects of urolithiasis - project ended in year 2011. Project leader: Prof Davor Eterović Collaborator on the project: Assoc Prof Prim Vinko Marković, PhD
2. The molecular basis of thyroid cancer-criteria in the treatment of differentiated carcinoma – (project ended

prof. dr. sc. Davor Eterović Suradnik na projektu: izv. prof. prim. dr. sc. Vinko Marković

2. Molekularna osnova raka štitnjače – kriteriji u terapiji diferenciranih karcinoma – projekt završio 2011. Voditelj projekta: prof. dr. sc. Miljenko Bura Suradnik na projektu: prof. prim. dr. sc. Ante Punda
3. Otkrivanje novih genskih lokusa uključenih u regulaciju funkcije štitne i doštitne žlijezde (Identification of new genetic loci implicated in regulation of thyroid and parathyroid function) Trajanje projekta: 15. 9. 2014. – 14. 9. 2018. Voditelj projekta: prof. dr. sc. Tatijana Zemunik Suradnici na projektu: prof. prim. dr. sc. Ante Punda, dr. Dubravka Brdar
4. Cjelogenomska analiza povezanosti Hashimotovog tiroiditisa (Genome-wide association analysis of Hashimoto thyroiditis) Trajanje projekta: 15. 9. 2014. – 14. 9. 2017. Voditelj projekta: Doc. dr. sc. Vesna Boraska Suradnici na projektu: prof. prim. dr. sc. A. Punda, dr. Sanda Gračan, dr. Ana Barić
5. Istraživanje unosa joda u trudnoći i djetinjstvu u svjetlu nacionalne strategije prevencije poremećaja uzrokovanih nedostatkom joda (IPACSTOPIDD) Voditelj projekta: akademik prof. dr. sc. Zvonko Kusić Suradnik na projektu: dr. Ana Barić

Organizacija znanstvenih skupova (2007. – 2016.)

Nastavnici Katedre bili su članovi znanstvenih i organizacijskih odbora niza kongresa i simpozija, voditelji tečajeva trajne medicinske edukacije I. kategorije te pozvani predavači na mnogobrojnim tečajevima trajne edukacije liječnika, kongresima, godišnjim sastancima udruga, simpozijima, tribinama, stručnim skupovima ili okruglim stolovima koje boduje HLK.

in year 2011) Project leader: Prof Miljenko Bura, PhD Collaborator on the project: Prof Prim Ante Punda, PhD

3. Identification of new genetic loci implicated in the regulation of thyroid and parathyroid function Duration: September 15, 2014 - September 14, 2018 Project leader: Prof Tatjana Zemunik, PhD Project collaborators: assoc. Prof Prim Ante Punda, PhD, Dubravka Brdar, MD
4. Genome-wide association analysis of Hashimoto thyroiditis Duration: September 15, 2014 - September 14, 2017 Project leader: Vesna Boraska, PhD Project collaborators: Assoc Prof Prim A. Punda, PhD, Sanda Gračan, MD, Ana Barić, MD.
5. The study of iodine intake in pregnancy and childhood in the light of the national strategy for prevention iodine deficiency disorders (IPACSTOPIDD) Project leader: Academician Zvonko Kusić Project collaborator: Ana Barić, MD

Organization of scientific conferences and meetings (2007-2016)

Department employees were members of the scientific and organizing committees at many conferences and symposia, leaders of continuing medical education courses of category I, as well as invited speakers at numerous CME courses, conferences, annual meetings of associations, symposia, panel discussions and round tables, all registrated according to Croatian medical chamber.

Doktorirali: / *PhD theses:*

Izv. prof. prim. dr. sc. Vinko Marković: Ehogenost štitnjače predviđa ishod radiojodne terapije u bolesnika s difuznom toksičnom strumom (*Thyroid echogenicity predicts outcome of radioiodine therapy in patients with Graves disease*) na Medicinskom fakultetu Sveučilišta u Splitu 2007.

Izv. prof. prim. dr. sc. Ante Punda: Povezanost prognostičkih čimbenika, RET mutacije te izražaja p27 i Cyclina D1 kod papilarnog karcinoma štitnjače (*Prognostic value of RET mutation and expression of p27 and Cyclin D1 in papillary carcinoma of thyroid*) na Medicinskom fakultetu Sveučilišta u Zagrebu 2007.

Izv. prof. dr. sc. Ante Punda drži predavanje o razvoju nuklearne medicine u Splitu povodom proslave 50 godina Kliničkog zavoda za nuklearnu medicinu (2016.) / *Associate Professor Ante Punda, MD, PhD giving a lecture on development of nuclear medicine during the 50th anniversary celebration of the Clinical Department of Nuclear Medicine (2016)*

izv. prof. dr. sc. Ante Punda i izv. prof. dr. sc. Vinko Marković (pok.) povodom puštanja u rad nove SPECT/CT gama kamere 2010. / *Associate Professor Ante Punda and Associate Professor Vinko Marinković (deceased) during the official opening of the new Gamma Camera SPECT/CT in 2010*

Plan razvoja Katedre

Imajući u vidu dinamičan razvoj nuklearne medicine, kontinuirano radimo na uvođenju novih dijagnostičkih i terapijskih postupaka u nastavnu materiju radi poboljšanja kvalitete izvođenja nastave u svim njezinim oblicima (predavanjima, seminarima i vježbama), rukovodeći se i rezultatima redovite godišnje anonimne studentske ankete o uspješnosti izvođenja nastave te preporukama Povjerenstva za nadzor izvedbe nastave.

Potiče se znanstvenoistraživački rad nastavnika i suradnika te svi oblici stručnoga i znanstvenoga usavršavanja, posebno mlađih suradnika (troje suradnika upisalo je poslijediplomski doktorski studij). Članovi Katedre redovito i aktivno sudjeluju na kongresima iz nuklearne medicine u zemlji i inozemstvu. Nekoliko članova Katedre bilo je na kraćim usavršavanjima u inozemstvu. U rutinski rad na Zavodu za nuklearnu medicinu uvedeno je nekoliko novih dijagnostičkih metoda. Posebna se pozornost pridaje publiciranju znanstvenih i stručnih radova, ponajprije u časopisima indeksiranima u Current Contentsu, ali i u drugim indeksiranim međunarodnim publikacijama. Predani znanstvenoistraživački rad rezultirao je godišnjom nagradom Medicinskoga fakulteta u Splitu za najbolji rad 2007. te nagradama za znanstvenu izvrsnost za 2013. i 2014.

Development plan

Taking into account the dynamic development of nuclear medicine we are continuously introducing new diagnostic and therapeutic procedures in our timetable in order to improve the quality of teaching in all its forms (lectures, seminars and exercises), guided by the results of the regular annual anonymous student evaluation of teaching performances and the recommendations of the Committee on Teaching Supervision. We encourage scientific research of our teachers and associates, as well as all types of professional and scientific training, especially for younger employees (three of our collaborators are attending postgraduate study). Members of the department are participating actively in Nuclear medicine meetings and conferences at home and abroad, and some of them have been on short trainings abroad. Also, we have introduced several new diagnostic methods in the routine work of the Department of Nuclear Medicine. Nuclear Medicine Department provides special attention on scientific and professional paper publication, primarily in journals indexed in Current Contents or in other international publication indexes. Our commitment to scientific research resulted with the annual award of the Split School of Medicine for the best work in year 2007, and moreover we got awards for scientific excellence in year 2013 and 2014.

Udžbenici, poglavlja u udžbenicima i monografije 2007. – 2016.

Textbooks, book chapters and monographs during the period 2007-2016

1. Karelović D, Marković V, Vlak T, Vučinović Z. Osteoporoza. Split: Jedinica za znanstveni rad KBC Split; 2008.
2. Kovačić K, Marković V. Ostala ispitivanja. U: Dodig D, Kusić Z. ur.: Klinička nuklearna medicina. Zagreb: Medicinska naklada; 2012, 279-91.
3. Punda A, Težak S, Žigman M. Ispitivanje srca, pluća i krvnih žila/Klinička nuklearna medicina, 2. izd. Dodig D, Kusić Z. (ur.). Zagreb: Medicinska naklada; 2012.
4. Punda A, Barić A. Nuklearna medicina/Internistička propedeutika s umijećem komuniciranja u kliničkoj medicini. Hozo I. i sur. Split: HGD - ogranak Split; 2013.
5. Punda A. Primarna hipotireoza neautoimunosne etiologije/Hipotireoza. Kusić Z. i sur. Zagreb: Medicinska naklada; 2014, 22-31.
6. Punda A, Barić A. Nuclear medicine/Internal medicine propedeutics. Hozo I. et al. Split: School of Medicine; 2015.
7. Punda A, Barić A. Nuklearno medicinska instrumentacija/Radiološki uređaji i oprema u radiologiji, radioterapiji i nuklearnoj medicini. Janković S, Mihanović F. Sveučilište u Splitu, Sveučilišni odjel zdravstvenih studija; 2015.
8. Punda A. Medikamentozno liječenje hipertireoze/Hipertireoza. Kusić Z. i suradnici. Medicinska naklada; 2016.

Publikacije objavljene u časopisima indeksiranima u bazi Current Contents (2007. – 2016.)

Publications in journals indexed in Current Contents database during the period 2007-2016

Potpuni popis publikacija (20) nalazi se u elektroničkom obliku.

The complete list of publications (20) is enclosed in the digital format.

KATEDRA ZA KLINIČKE VJEŠTINE
DEPARTMENT OF CLINICAL SKILLS

Prof. dr. sc. Julije Meštrović / Prof Julije Meštrović, MD, PhD
Pročelnik Katedre / Head of Department

U obrazovnom procesu studija medicine mladi liječnici stječu sposobnosti za samostalan klinički rad. Za kvalitetno i stručno liječenje oni moraju posjedovati medicinska znanja, kliničke vještine i profesionalne stavove kojima je u središtu bolesnik.

Učenje kliničkih vještina provodi se postupno, preuzimanjem odgovornosti od nastavnika na studenta. Umjesto jednosmjerne poduke nastoji se da student sam ispravno provodi praktične zadatke. Učenje kliničkih vještina organiziramo integrirano i longitudinalno tijekom studija.

Povijest

Nastava kliničkih vještina započeta je na Medicinskom fakultetu u Splitu u okviru predmeta Prva pomoć i Propedeutika interne medicine. Predmeti Kliničke vještine 1 i 2 uvršteni su prvi put u nastavni plan i program u nastavnoj godini 2010./2011. Voditelj predmeta Kliničke vještine 1 i 2 bio je prof. dr. sc. Vladimir Šimunović. U nastavi su sudjelovali većinom liječnici i tehničari Klinike za anesteziologiju, reanimatologiju i intenzivno liječenje.

During the course of studying medicine, young doctors acquire the skills for independent practice. For quality and professional management of patients, they must possess medical knowledge, clinical skills and professional attitudes that place the patient in the centre of care.

The studying of clinical skills is conducted gradually, with responsibility transferred from teacher to student. Instead of one-way teaching, the students are expected to accurately demonstrate practical tasks. The studying of clinical skills is organised in an integrated, longitudinal manner during the medical course.

History of the Department

Teaching clinical skills began at the University of Split School of Medicine (USSM) as part of the course 'First Aid' and 'Introduction to Internal Medicine'. The courses 'Clinical Skills 1 & 2' were first included in the curriculum for the academic year 2010/2011. The Course Coordinator for Clinical Skills 1 & 2 was Prof Vladimir Šimunović. Teachers participating in the course were mainly doctors and technicians from the Department of Anaesthesia, Reanimation and Intensive Care.

Nastavne baze

Nastava Katedre izvodi se na Medicinskom fakultetu (MF) te u nastavnim bazama: Kliničkom bolničkom centru Split (KBC), Zavodu za hitnu medicinu Splitsko-dalmatinske županije (ZHM), Domu zdravlja Splitsko-dalmatinske županije (DZ), pedijatrijskim ambulantama u Splitu i Trogiru te u županijskim bolnicama u Dubrovniku i Šibeniku.

Nastava Katedre za kliničke vještine

Katedra za kliničke vještine započela je radom u nastavnoj godini 2012./2013. Katedra je podijeljena na predmete koji se izvode longitudinalno tijekom studija. Na prvoj i drugoj godini studija predmeti su: Kliničke vještine 1 i Kliničke vještine 2. Isti su predmeti i na studiju na engleskom jeziku: Clinical skills 1 i Clinical skills 2. Kliničke rotacije na šestoj godini studija na hrvatskom i na engleskim jeziku sadržavaju predmete: Internističke specijalizacije, Kirurške specijalizacije, Majka i dijete te Hitna stanja u medicini.

Na prvoj i drugoj godini studenti uče osnovne vještine, poput poznavanja znakova života i prepoznavanja njihovih poremećaja. Nastava kliničkih vještina provodi se u interaktivnim vježbama. Studenti se pripremaju za rad s bolesnicima i za rad u medicinskom timu, uvježbavajući vještine u rasponu od higijenskih mjera do komunikacije. Naglasak je na vježbama oživljavanja, koje studenti zatim s timom nastavnika i suradnika primjenjuju u scenarijima. Osim nastavnika, u nastavi sudjeluje velik broj kolega iz ZHM-a i mladih suradnika, specijalizanata i mladih specijalista KBC-a. Suradnici provode vježbe sa studentima u malim skupinama, uvježbavajući svaku vještinu do izvrsnosti. Na kraju nastave organiziran je objektivni strukturirani klinički ispit, u kojem studenti pokazuju svoje vještine u scenarijima. Na drugoj godini scenariji su priređeni tako da studenti preuzimaju ulogu liječnika, a bolesnika glume suradnici, stoga studente na taj način pripremamo za nastavu iz interne medicine. Cilj je da se većina postupaka uvježba simulacijom na lutkama i sa suradnicima koji glume bolesnike, a zatim primjenjuje na samim bolesnicima.

Na šestoj godini provodi se nastava kliničkih rotacija. Studenti u skupinama po dvoje borave u ambulantama KBC-a Split, ZHM-u i drugim nastavnim bazama. Tu se pripremaju za liječenje bolesnika s akutnom bolešću i bolesnika kojima je ugrožen život. Studenti rade kao dio medicinskoga tima i aktivno sudjeluju u dijagnostici i liječenju bolesnika. Na taj se način uče primjenjivati stečena znanja i uvježbavaju vještine kojima će se služiti u samostalnom svakodnevnom radu.

Teaching bases

Classes are held at the USSM, as well as at the University Hospital of Split, Emergency Department of the Split-Dalmatia County, Community Health Centre of the Split-Dalmatia County, paediatric practices in Split and Trogir and in the regional hospitals in Dubrovnik and Šibenik.

Department of Clinical Skills

The Department of Clinical Skills began its work in the academic year 2012/2013. The Department is responsible for courses conducted throughout the medical studies. During the first and second year, courses conducted are: Clinical Skills 1 and Clinical Skills 2. The same courses are carried out at Medical studies in English. During the final (sixth) year of medicine clinical rotations are organised in the following areas: Internal Medicine, Surgery, Mother and Child and Emergency Medicine.

During the first and second year of the medical studies students learn basic skills, such as recognising and measuring vital signs. Classes are conducted in small, interactive groups. Students are prepared for working with patients, as part of a medical team, by learning various clinical skills, from basic hygienic measures to communication skills and history taking. Emphasis is on resuscitation skills, which when learnt are then applied to real life scenarios with the assistance of teaching staff and assistants. Apart from teaching staff, assistants include colleagues from the Emergency Department of the Split-Dalmatia County, as well as young residents from the University Hospital of Split. Students are taught in small groups, which enables them to perfect their skills. At the end of the block session students are assessed in an objective structured clinical exam, giving them the opportunity to demonstrate their skills in a clinical scenario. In their second year, students gradually take over the role of doctor, while staff play the role of patients, and by doing so prepare themselves for their first real patient encounters later on the in the subject 'Internal Medicine'.

During their final year, students must complete their clinical rotations. In groups of two, students spend time in outpatient clinics of the University Hospital of Split, Emergency Department of the Split-Dalmatia County and in other teaching bases. They learn how to care for acutely ill patients and patients with life-threatening illnesses. Students work as part of the medical team and actively participate in diagnosing and treating patients by applying the knowledge they have acquired, and perfect their clinical skills to enable them to

Nastavno i suradničko osoblje Katedre / *Teaching and Associate Staff of the Department:*
doc. dr. sc. Irena Bralić, doc. dr. sc. Nenad Karanović, izv. prof. dr. sc. Julije Meštrović, izv. prof. dr. sc. Marko Vulić, doc. dr. sc. Branka Polić, prof. dr. sc. Marijan Saraga, Nerina Cvjetković, bacc. med. techn., doc. dr. sc. Mihajlo Lojpur i mr. sc. Tanja Kovačević

Osim toga, studenti sudjeluju u interaktivnim seminarima u kojima primjenjuju svoja znanja u razmatranju odabranih kliničkih slučajeva. U tečaju Hitna stanja u medicini studenti vježbaju postupke oživljavanja i rad u medicinskom timu u složenim scenarijima teške bolesti i teške ozljede, za odrasle i za djecu.

Nastava iz kliničkih vještina provodi se uspješno zahvaljujući izuzetnoj motiviranosti i suradnji nastavnika, suradnika i studenata. Naš rad povezuje i potiče suradnju MF-a, KBC-a i ostalih nastavnih baza. Ta suradnja čini MF Split središnjom i povezujućom nastavnom ustanovom juga Hrvatske.

Prostorni i radni uvjeti

Nastava se na prvim dvjema godinama održava u Centru za kliničke vještine (CKV), koji je osnovan 2011. Iako su postojeći prostori privremeni, osnivanje CKV-a značilo je prekretnicu u učenju kliničkih vještina na splitskom MF-u. Na šestoj godini studija nastava se provodi u hitnim ambulantama KBC-a i ostalih suradnih ustanova. U planu je razvoja MF-a izgradnja i uređenje novoga Centra za simulaciju i kliničke vještine. Medicinski fakultet u Splitu jako pomaže i potiče rad Katedre, stoga je uz organizacijske prilagodbe, prijam

practice independently. In addition, students participate in interactive seminars where they are expected to apply their knowledge in managing select clinical cases. During the course 'Emergency situations in medicine' students practice life support and being part of a medical team, in difficult demanding cases covering both children and adults.

'Clinical Skills' is taught successfully thanks to the exceptional motivation and collaboration of teachers, teaching assistants and students. Our work connects and stimulates collaboration between the USSM, the University Hospital of Split and other teaching bases. This collaboration makes the USSM the central teaching institution in Southern Croatia.

Space and Working Conditions

During the first two years, classes are conducted at the Centre for Clinical Skills (CCS), which was opened in 2011. Even though the current space is temporary, the founding of the Centre meant a turning point in teaching clinical skills at the USSM. During the sixth year of medicine, classes are conducted at the University Hospital of Split and other affiliated institutions. In line with plans for the development of the School of Medicine is the establishment of a new Centre

mladih suradnika i kupnju opreme kvaliteta nastave svake godine sve bolja.

Nastavni tekstovi

Nastavnici i suradnici Katedre pripremaju tekstove, videozapise i druga pomagala za interaktivno učenje, kao pomoć studentima u pripremi za učenje i rad u nastavi. U radu se koristimo i sveučilišnim udžbenicima Hitna stanja u pedijatriji (ur. J. Meštrović) i Kako zdravo odrastati (ur. I. Bralić).

Suradnja

Osim suradnje s drugim medicinskim fakultetima u Hrvatskoj koji imaju slične programe, započeli smo suradnju sa sličnim odjelima u Manchesteru, Londonu i Rimu.

Širenje aktivnosti učenja kliničkih vještina

Nastavnici Katedre (doc. Lojpur i prof. Meštrović) organiziraju nacionalne i međunarodne tečajeve o hitnim stanjima i oživljavanju za liječnike, medicinske sestre, ali i laike. U tečajevima sudjeluje velik broj nastavnika i suradnika Katedre. Doc. Lojpur sudjeluje u tečajevima MF-a u kojima se podučava simulacijom. U travnju 2016. osnovana je Sekcija za hitnu medicinu Medicinskoga fakulteta u Splitu, a prof. Meštrović je mentor Sekcije.

Nastavnici i suradnici

U kliničkim rotacijama na šestoj godini studija nastava se provodi u vrijeme kliničkoga rada. Zbog toga u njoj sudjeluju nastavnici i suradnici Medicinskoga fakulteta u Splitu svih specijalnosti i s različitih katedara, ali i kolege koji ne sudjeluju u nastavi Medicinskoga fakulteta, u vrijeme svojega redovnog rada u KBC-u i ostalim nastavnim bazama. U nastavi Kliničkih vještina 1 i 2 te u tečaju Hitna stanja u medicini sudjeluju nastavnici i suradnici Medicinskoga fakulteta, uključujući i mlade suradnike Katedre, što omogućava timski rad u malim skupinama.

Voditelji nastave na prvim dvjema godinama studija, nastavnici MF-a:

- Kliničke vještine 1: doc. dr. sc. Mihajlo Lojpur
- Kliničke vještine 2: doc. dr. sc. Mladen Carev
- Clinical skills 1: doc. dr. sc. Nenad Karanović
- Clinical skills 2: prim. dr. sc. Branka Polić

for Simulation and Clinical Skills. The Department of Clinical Skills is strongly supported by the School of Medicine; the inclusion of young teaching Assistants and the purchasing of equipment has led to the improvement in the quality of teaching.

Textbooks, book chapters and monographs

Departmental teaching staff and associates prepare written materials, video recordings and other materials for interactive studying to help students prepare for and participate in classes. We also use university text books including 'Emergency situations in paediatrics' (Editor: J. Meštrović) and 'How to grow up healthy' (Editor: I. Bralić).

Collaboration

Apart from collaborating with other medical schools in Croatia which have a similar program, we have commenced collaboration with colleagues from Manchester, London and Rome.

Broadening Activities in Learning Clinical Skills

Departmental teaching staff (Assist Prof Lojpur, MD, and Prof Meštrović, MD) are involved in conducting national and international courses in emergency medicine for doctors, nurses and the lay public. A large number of departmental members are involved. Assist Prof Lojpur, MD, participates in courses offered by the USSM which use simulation. In April 2016, an Emergency Medicine Group was founded at the USSM, with Prof Meštrović, MD, as its chair.

Teachers and associates

Clinical rotations in the sixth year are held during working hours. Consequently, teachers and teaching assistants representing all medical specialties and various clinical departments, both from the USSM and affiliated institutions, participate in teaching. Clinical Skills 1 & 2, as well as the course in Emergency Medicine are taught by teachers and teaching assistants from the USSM, including young colleagues, making it possible to teach in small groups.

Teaching Coordinators for Years 1 & 2, USSM staff:

- Clinical Skills 1: Assist Prof Mihajlo Lojpur, MD, PhD
- Clinical Skills 2: Assist Prof Mladen Carev, MD, PhD
- Clinical Skills 1 (in English): Assist Prof Nenad Karanović, MD, PhD
- Clinical Skills 2 (in English): Prim Branka Polić, MD, PhD

Voditelji kliničkih rotacija na šestoj godini studija, nastavnici MF-a:

- Internističke struke: doc. dr. sc. Vedran Kovačić i doc. dr. sc. Josipa Radić
- Majka i dijete: prof. dr. sc. Marijan Saraga i prof. dr. sc. Marko Vulić
- Kirurgija: dr. sc. Davor Todorić i doc. dr. sc. Mladen Carev
- Hitna stanja u medicini: prof. dr. sc. Julije Meštrović

Nastavnici Katedre: doc. dr. sc. Irena Bralić i doc. dr. sc. Irena Zakarija Grković

Ostali nastavnici MF-a: doc. dr. sc. Joško Markić

Suradnici, doktori medicine: Radmila Majhen Ujević, Jakov Aranza, Dragica Kopić, mr. sc. Tanja Kovačević, Jasna Petrić

Suradnici izvan Splita, doktori medicine: prim. mr. sc. Marija Radonić (Županijska bolnica Dubrovnik), Jerko Ferri Certić (Županijska bolnica Dubrovnik), mr. sc. Nikica Živković (Županijska bolnica Šibenik)

Mladi suradnici, specijalizanti i specijalisti, doktori medicine: Žarko Ardalić, Tatjana Ćatipović Ardalić, Ana Skelin Glavaš, Jelena Sabljić, Sandra Radovanić, Ivana Ferri-Certić, Anita Šalov, Iva Mustapić Ilić, Helena Šušnjar, Vida Olujić, Toni Lozančić, Josip Krnić, Ana Šarić, Katarina Borić, Velimir Pivac, Antonio Meštrović, Josipa Kokeza, Ivan Brdar, Marina Pajić, Tanja Ilić Begović

Ambulante primarne pedijatrije, pedijatri, doktori medicine: Dubravko Matić, Ante Omazić, Snježana Kapor Jeričević, Fanilda Brekalo, Karolina Malić Tudor, Marijana Rogulj, Sanda Pivalica, Nikola Vuković, Meira Kraus i Antonia Fabijanić.

Medicinske sestre: Nerina Cvjetković, bacc. med. techn. (tajnica Katedre), i Leann Coleman Božić, bacc. med. techn.

Pročelnik Katedre za kliničke vještine

Prof. dr. sc. Julije Meštrović pedijatar je s užom specijalizacijom iz intenzivne medicine, pročelnik Zavoda za intenzivnu pedijatriju s postintenzivnom skrbi Klinike za dječje bolesti KBC-a Split. Predsjednik je Hrvatskoga pedijatrijskog društva i dopredsjednik Europskoga pedijatrijskog društva, član

Teaching Coordinators for Clinical Rotations, Year 6, the USSM staff:

- Internal medicine: Assist Prof Vedran Kovačić, MD, PhD and Assist Prof Josipa Radić, MD, PhD
- Maternal and infant health: Prof Marijan Saraga, MD, PhD and Prof Marko Vulić, MD, PhD
- Surgery: Davor Todorić, MD, PhD and Assist Prof Mladen Carev, MD, PhD
- Emergency medicine: Prof Julije Meštrović, MD, PhD

Departmental Teaching Staff: Assist Prof Irena Bralić, MD, PhD and Assist Prof Irena Zakarija-Grković, MD, PhD

Other USSM teaching staff: Assist Prof Joško Markić, MD, PhD

Teaching Assistants from Split (doctors of medicine): Radmila Majhen Ujević, Jakov Aranza, Dragica Kopić, MSc, Tanja Kovačević, Jasna Petrić

Other Teaching Assistants (doctors of medicine): Prim Marija Radonić (Dubrovnik), MD, MSc (Dubrovnik), Jerko Ferri Certić (Dubrovnik), Nikica Živković, MSc (Šibenik)

Other Collaborators (young doctors, residents, young specialists): Žarko Ardalić, Tatjana Ćatipović Ardalić, Ana Skelin Glavaš, Jelena Sabljić, Sandra Radovanić, Ivana Ferri - Certić, Anita Šalov, Iva Mustapić Ilić, Helena Šušnjar, Vida Olujić, Toni Lozančić, Josip Krnić, Ana Šarić, Katarina Borić, Velimir Pivac, Antonio Meštrović, Josipa Kokeza, Ivan Brdar, Marina Pajić, Tanja Ilić Begović

Collaborators in Primary Care (medical doctors): Dubravko Matić, Ante Omazić, Snježana Kapor Jeričević, Fanilda Brekalo, Karolina Malić Tudor, Marijana Rogulj, Sanda Pivalica, Nikola Vuković, Meira Kraus i Antonia Fabijanić.

Nurse Collaborators: Nerina Cvjetković (Departmental Secretary) and Leann Coleman Božić.

Head of the Department

Professor Julije Meštrović is a paediatrician with a subspecialty in intensive care and is Head of the Department of Paediatric Intensive Care at the University Hospital of Split. He is president of the Croatian Paediatric Society and vice-president of the European Paediatric Society. Prof Meštrović is director of the Advanced Paediatric Life Support course, founder of the Committee for Paediatric and Neonatal Intensive Care within the Croatian Paediatric Society, founder and chief editor of the journal 'Signa Vitae' as well as chief editor of the textbook 'Emergency situations in paediatrics'.

Uprave i voditelj tečaja Advanced Paediatric Life Support, osnivač Sekcije za pedijatrijsku i neonatalnu intenzivnu medicinu Hrvatskoga pedijatrijskog društva, osnivač i glavni urednik časopisa „Signa Vitae" te glavni urednik sveučilišnoga udžbenika Hitna stanja u pedijatriji.

Udžbenici, poglavlja u udžbenicima, monografije

Nastavnici Katedre od 1997. do 2016. objavili su 186 članaka u časopisima citiranima u bazi podataka Current Contents i napisali su 107 poglavlja u udžbenicima, knjigama i monografijama.

Plan razvoja

Kliničke vještine sve su važniji sadržaj nastave medicinskih fakulteta. Rad u medicinskom timu zahtjevan je za svakoga člana tima, osobito kad je bolesnik životno ugrožen. U uvjetima suvremene medicine moguće je simulacijskim učenjem kliničkih vještina postići da se greške u liječenju bolesnika suzbiju na najmanju mogućnost.

Da bi studenti aktivno sudjelovali u medicinskom timu, splitski je Medicinski fakultet jedini u Hrvatskoj uključio Zavod za hitnu medicinu Splitsko-dalmatinske županije i ustanove izvan grada Splita kao nastavne baze. Rad u tim ustanovama i različiti oblici kliničkoga rada osobito su korisni studentima, stoga ćemo broj suradnih ustanova povećavati.

Nastavnici i suradnici na našoj Katedri s različitih su katedara Medicinskoga fakulteta i naša je nastava multidisciplinarna. Da bi nastava bila korisna, nastavnici i suradnici potiču uključenost studenata, a oblici nastave zahtijevaju njihovo aktivno sudjelovanje. Na Katedru smo primili prvih dvoje naših nastavnika. Osim toga, prvi smo od medicinskih fakulteta u Hrvatskoj primili za suradnike specijalizante i mlade specijaliste. Temeljite pripreme i timski rad nastavnika i suradnika osiguravaju kvalitetu nastave, a mladim suradnicima služe unaprjeđenju njihova kliničkoga rada.

Cilj nam je da učenje simulacijom postane pravilo i da se radom naše Katedre prožima suradnja Medicinskoga fakulteta s KBC-om, Zavodom za hitnu medicinu Splitsko-dalmatinske županije i ostalim kliničkim nastavnim bazama. U suradnji s Povjerenstvom za kliničke vještine Medicinskoga fakulteta pripremamo se za organiziranje završnoga objektivnoga strukturiranoga kliničkog ispita, što je jedan od strateških ciljeva Medicinskoga fakulteta.

Textbooks, book chapters and publications in journals indexed in Current Contents

Members of the Department of Clinical Skills have published 186 journal articles cited in Current Contents between 1997 and 2016 and written 107 chapters in textbooks and other books.

Development plan

Clinical skills are an increasingly important segment of the study of Medicine curriculum. Being part of a medical team is demanding for each member of the team, especially in life-threatening situations. Thanks to modern medicine and the possibility of teaching clinical skills through simulation, mistakes in treating patients can be kept to a minimum.

In order to enable students to be an active part of a medical team, the USSM is the only tertiary institution that has partnered with the Emergency Department of the Split-Dalmatia County and other organisations outside of Split as teaching bases. Spending time in other medical institutions and seeing different aspects of clinical medicine are very useful for students and we will endeavour to increase the number of our partner organisations.

Departmental teachers and teaching assistants come from different medical specialties making our teaching multidisciplinary. Students are encouraged to actively participate in teaching, which is the prerogative for applied teaching methods. We have two officially employed members of teaching staff. Apart from that, we are the first school of medicine in Croatia to have engaged, as teaching assistants, young specialists and specialists in training. Thorough preparation and team work of teaching staff and assistants ensures quality in teaching, and offers young colleagues the ability to hone their clinical skills.

Our aim is that simulation-based teaching becomes the standard in teaching clinical skills and that our Department strengthens the collaboration between USSM, University Hospital of Split, Emergency Department of the Split-Dalmatia County and other clinical teaching bases. In collaboration with the School of Medicine Committee for Clinical Skills, we are preparing a final objective structured clinical examination as one of the strategic goals of the USSM.

Publikacije objavljene u časopisima indeksiranima u bazi Current Contents 2007. - 2016.

Publications in journals indexed in Current Contents database during the period 2007-2016

Potpuni popis publikacija (32) nalazi se u elektroničkom obliku.

The complete list of publications (32) is enclosed in the digital format.

KATEDRA ZA DIPLOMSKI ISPIT
DEPARTMENT OF GRADUATION EXAM

Prof. dr. sc. Ante Tonkić / Prof Ante Tonkić, MD, PhD
Pročelnik Katedre / Head of Department

Povijest Katedre i prethodni voditelji nastave

Dopusnicom koju je izdalo Ministarstvo znanosti i tehnologije Republike Hrvatske 3. lipnja 1997. omogućen je početak obavljanja samostalne djelatnosti te Medicinski fakultet od 1. listopada 1997. djeluje kao samostalno učilište u sastavu Sveučilišta u Splitu. Iste godine za pročelnika Katedre za diplomski ispit Medicinskoga fakulteta Sveučilišta u Splitu imenovan je prof. dr. sc. Dragan Ljutić. Od 2010. do 2012. predmet Diplomski rad sastavnica je u sklopu nastavnoga programa vertikalizirane Katedre „Istraživanja u biomedicini i zdravstvu" čija je pročelnica prof. dr. sc. Ana Marušić. Od 2012. godine Katedra za diplomski ispit ponovno postaje samostalna Katedra te je za pročelnika imenovan prof. dr. sc. Ante Tonkić, koji navedenu funkciju obavlja u dvama mandatima.

Nastavna djelatnost

Temeljni je cilj nastave Katedre da diplomski ispit bude završni ispit za stjecanje stručne i znanstvene spreme doktora medicine. Diplomski je rad stoga samostalan stručan i znanstveni rad u kojem student pod vodstvom mentora obrađuje izabranu temu na temelju prethodnoga istraživanja teorijske ili empirijske naravi. Svrha je izrade diplomskoga rada potvrđivanje sposobnosti primjene teorijskih i praktičnih znanja

History of the Department

License issued by the Croatian Ministry of Science and Technology on June 3, 1997 enabled School of Medicine to become an autonomous institution within the University of Split as of October 1, 1997. That same year, Prof Dragan Ljutić, PhD, was appointed Head of Department of Graduation Exam at the University Of Split School Of Medicine. From 2010-2012 the subject "Graduation Thesis" was a component of the curriculum of the verticalized Department of Research in Biomedicine and Health, headed by Prof Ana Marušić, PhD. From 2012 the Department of Graduation Exam has been an independent Department again, and Professor Ante Tonkić, PhD, was named the Head and has been serving the second mandate.

Teaching Activities

The fundamental goal of Department is to make graduation exam the final exam for acquiring the professional and scientific qualifications of doctors of medicine. Therefore, the graduation thesis is considered to be an independent, professional and scientific work in which students, under mentorship, choose a topic based on previous research, whether of a theoretical or an empirical nature. The purpose of the graduation thesis is to confirm the ability to apply the theoretical and practical knowledge students have acquired

stečenih tijekom studija, uporabe primjerenih znanstvenih metoda pri obradi problema i izradi rada te sposobnosti samostalnoga korištenja primjerenom literaturom.

Student samostalno odabire temu diplomskoga rada i prijavljuje ga tijekom posljednje godine studija. Za prijavu diplomskoga rada potrebno je ispuniti propisani obrazac, a svaki student slobodno odabire predmet (u pravilu obvezni), mentora i temu diplomskoga rada. Mentori diplomskoga rada mogu biti svi nastavnici i suradnici Medicinskoga fakulteta Sveučilišta u Splitu s doktoratom znanosti. Potencijalni mentori prijedloge tema diplomskih radova objavljuju na mrežnim stranicama katedara u sklopu kojih obavljaju nastavu.

Izrada diplomskog rada zasniva se na standardnim metodološkim postulatima pisanja znanstvenoga rada.

Nakon izrade diplomskoga rada i dobivene mentorove suglasnosti, student predaje neuvezani primjerak rada pročelniku Katedre za diplomski ispit. Nakon izvršene evaluacije diplomskoga rada Katedra za diplomski ispit utvrđuje tročlano povjerenstvo radi završne ocjene diplomskoga rada te student dostavlja završnu verziju diplomskoga rada u uvezanom tiskanom obliku (četiri primjerka) te u elektroničkom obliku. Prije obrane diplomskoga rada student mora položiti sve propisane ispite te predati indeks na ovjeru u referadu Medicinskoga fakulteta.

Termin javne obrane diplomskoga rada utvrđuje Katedra za diplomski ispit zajedno s prethodno određenim tročlanim povjerenstvom (jedan je član predstavnik Katedre za diplomski ispit), a zakazuje se u roku od 7 do 30 dana nakon dostave završne verzije rada. Na obrani diplomskoga rada student dokazuje sposobnost multimedijske prezentacije, a obrana se sastoji od usmenoga izlaganja u trajanju do 15 minuta, nakon čega svaki član ispitnoga povjerenstva postavlja dva pitanja. Svaki član povjerenstva ocjenjuje izradu diplomskoga rada (0-50 bodova) i javnu obranu diplomskoga rada (0-50 bodova). Završna ocjena temelji se na srednjoj vrijednosti ukupnoga broja bodova tročlanoga povjerenstva.

Ako student objavi znanstveni članak u bazama podataka Medline, Web of Science, Scopus ili Current Contents kao prvi autor, objavljeni znanstveni rad može se priznati kao diplomski rad uz obveznu javnu prezentaciju znanstvenoga rada pred povjerenstvom koje određuje Katedra za diplomski ispit.

during their studies, to use the appropriate scientific methods in processing problems and generating their thesis, along with the ability to independently use the appropriate literature.

Students independently choose the topic of the graduation thesis, and submit it during the final year of study. In order to apply for the graduation thesis, it is necessary to fill out the prescribed form, and each student is free to choose a subject (usually mandatory), a mentor and the theme of the thesis. The thesis mentor may be any teacher or associate staff member of the University of Split School of Medicine with PhD degree. Potential mentors propose themes for graduation theses, which are then published on the website of the Department. The graduation thesis is based on the standard methodology for writing a research paper.

After completion of thesis and mentor's approval, a student submits an unbound thesis to the head of the Department of the Graduation Exam. After conducting the evaluation of the diploma thesis, Department of the Graduation Exam determines a three-member committee for the final assessment of the thesis, and the student submits hard-bound print copy of the final version of their thesis (four copies) and a copy in electronic form. Before the thesis defense, the student must pass all required exams and submit their "index" (matriculation book) for verification at the Student Office of the School of Medicine.

The date of the public thesis defense is set by the Department for the Graduation Exam, together with a predetermined three-member committee (one member is a representative of the Department of the Graduation Exam). It will take place 7-30 days after the final version of the thesis is received. During the thesis defense the student must demonstrate the ability to make a multimedia presentation along with an oral presentation which lasts up to 15 minutes, after which each member of the examination committee asks two questions. Each member of the committee evaluates the written thesis (0-50 points) as well as the public defense of the thesis (0-50 points). The final grade is based on the mean value of the total number of points awarded by the three-member committee.

If a student publishes a scientific article, as first author, which is included in the Medline, Web of Science, Scopus or Current Contents databases, it could be recognized as a graduation thesis. This work must have a public presentation before a

Nastavno osoblje Katedre / *Teaching Staff of the Department:*
prof. dr. sc. Ante Tonkić i izv. prof. dr. sc. Renata Pecotić

Zaključno, uspješna izrada i obrana diplomskoga rada dokazuje da je student sposoban samostalno rješavati složeni problem. U okviru provođenja nastave na Katedri za diplomski ispit i dalje ćemo se zalagati za promicanje temeljnih postulata „medicine zasnovane na dokazima".

Nastavno i suradničko osoblje:

- prof. prim. dr. sc. Ante Tonkić, dr. med.
- doc. dr. sc. Renata Pecotić, dr. med.
- doc. dr. sc. Ivana Mudnić, dr. med.
- doc. dr. sc. Marion Tomičić, dr. med
- doc. dr. sc. Davorka Vrdoljak, dr. med.
- doc. dr. sc. Joško Božić
- dr. sc. Jonatan Vuković, dr. med.
- dr. sc. Mario Malički, dr. med.

Stručna i znanstvena djelatnost

1. Član organizacijskoga odbora 13th ICGR/ICUR koji je održan u Splitu 10. – 16. rujna 2009. te je bio predsjedavajući simpozija "Update on *Helicobacter pylori*" na tom svjetskom kongresu.
2. Član organizacijskoga odbora "XXVth International Workshop on *Helicobacter* and related bacteria in chronic digestive inflammation and gastric cancer", održana 13. – 15. rujna 2012. u Ljubljani, Slovenija, te je bio

committee determined by the Department of the Graduation Exam.

In conclusion, the successful preparation and defense of a graduation thesis demonstrates that the student is able to independently solve a complex problem. In the context of the teaching carried out at the Department for the Graduation Exam, we will continue to strive for the promotion of fundamental principles of "evidence-based medicine."

Teaching and Associates

- Prof Ante Tonkić, MD, PhD
- Assist Prof Renata Pecotić, MD, PhD
- Assist Prof Ivana Mudnić, MD, PhD
- Assist Prof Marion Tomičić, MD, PhD
- Assist Prof Davorka Vrdoljak, MD, PhD
- Assist Prof Joško Božić, PhD
- Jonatan Vuković, MD, PhD
- Mario Malički, MD, PhD

Educational and Research Activities

1. Member of the organizing committee for the 13th ICGR/ICUR held in Split 10-16 September, 2008. Chair of the symposium "Update on *Helicobacter pylori*" at the aforementioned world congress.

predsjedavajući sekcije "Management of *Helicobacter pylori* treatment failure".

3. Član organizacijskoga odbora 13th IUPHAR- GI koji je održan u Novigradu 9. – 11. lipnja 2016. te je bio predsjedavajući simpozija "Update on *Helicobacter pylori*" na tom svjetskom kongresu.

2. Member of the organizing committee for the 25th International Workshop on *Helicobacter* and Related Bacteria in Chronic Digestive Inflammation and Gastric Cancer, held 13-15 September, 2012, in Ljubljana, Slovenia. Chair of the "Management of *Helicobacter pylori* Treatment Failure" section.

3. Member of the organizing committee for the 13th IUPHAR-GI held in Novigrad 9-11 June, 2016. Chair of the symposium "Update on *Helicobacter pylori*" at the aforementioned world congress.

Udžbenici, poglavlja u udžbenicima, prijevodi udžbenika / *Textbooks, book chapters, translated textbooks*

1. Ivančević Ž, Bergovac M, Tonkić A et al, ur. Principi interne medicine 3. hrv. izd. Split: Placebo; 2007, 737-72. Prijevod djela Kasper DL et al., ed. Harrison's principles of internal medicine. 16th ed. New York: McGraw-Hill; 2005.

2. Ivančević Ž, Rumboldt Z, Bergovac M, Silobrčić V, Kuzman I, Štimac D, Tonkić A. MSD priručnik dijagnostike i terapije. 2. hrv. izd. Split: Placebo; 2010.

3. Tonkić A. Bol u gastroenterologiji. U: Jukić M, Majerić Kogler V, Fingler M, ur. Bol uzroci i liječenje. Zagreb: Medicinska naklada; 2011, 174-7.

4. Tonkić A. Liječenje mikroskopskog kolitisa. U: Pulanić R, Čuković-Čavka Silvija ur. Algoritmi u gastrointestinalnoj endoskopiji i endoskopskom ultrazvuku. Zagreb: Medicinska naklada; 2012, 261-7.

Publikacije objavljene u časopisima indeksiranima u bazi Current Contents 2007.- 2016.

Publications in journals indexed in Current Contents database during the period 2007-2016

Potpuni popis publikacija (9) nalazi se u elektroničkom obliku.

The complete list of publications (9) is enclosed in the digital format.

KATEDRE DENTALNE MEDICINE

EDUCATIONAL DEPARTMENTS OF DENTAL MEDICINE

KATEDRA ZA PROTETIKU DENTALNE MEDICINE
DEPARTMENT OF PROSTHODONTICS

Izv. prof. dr. sc. Ivan Kovačić, dr. med. dent. / Assoc Prof Ivan Kovačić, DMD, PhD
Pročelnik Katedre / Head of Department

Povijesni osvrt

Iako je u Splitu 1945. godine osnovana Državna viša zubarska škola, a koja 1961. godine postaje Viša stomatološka škola, početkom 70-ih godina dvadesetoga stoljeća dolazi do prestanka njezina djelovanja. Tek 2007. godine, dana 13. ožujka 2007. Studij stomatologije Medicinskoga fakulteta u Splitu dobio je dopusnicu za provođenje nastavnoga plana i programa te u akademskoj godini 2007./2008. upisuje prve studente. Glavni je razlog osnivanja toga Studija pri Medicinskom fakultetu Sveučilištu u Splitu potreba povećanja razine stomatološke zaštite stanovništva Dalmacije te razvoja stomatološke struke u svim njezinim aspektima. Razvojem Studija 2010. godine osnovana je prva stomatološka Katedra na Studiju stomatologije, i to je bila Katedra za stomatološku protetiku. Osnivač je i prvi voditelj Katedre doc. dr. sc. Ivan Kovačić. Postojeća struktura Katedre nastala je u želji da se u procesu edukacije studentu Dentalne medicine objasni poznavanje promjena nastalih u stomatognatnom sustavu u potpuno i djelomično bezubih pacijenata, uključujući kraniomandibularne disfunkcije uz pripadajuću etiologiju, patologiju, patofiziologiju, dijagnostiku i odgovarajuću protetsku terapiju.

History of the Department

In 1945, the State College of Dentistry was established in Split, and in 1961 it became the College of Dental Medicine. However, at the beginning of the 1970s, the school was abolished.

On 13 March 2007, the University of Split School of Medicine received a license for the implementation of a new curriculum and the revival of the School of Dentistry, with the enrolment of its first students in the academic year 2007/08. The development of studies in dental medicine at the School of Medicine was driven by a need to increase the level of dental care for the population of Dalmatia and the development of the dental profession in all its aspects. This led to the establishment of the Department of Prosthodontics at the School in 2010. The founder and the first Head of this Department is Ivan Kovačić, PhD. The aim of the curriculum is to help dental medicine students familiarise themselves with the changes made to the stomatognathic system with fully and partially edentulous patients. This includes familiarisation with craniomandibular disorders and their etiology, pathology, pathophysiology , diagnosis and adequate prosthetic therapy.

Na Katedri se obavljaju svi oblici dodiplomske nastave za studente studija Dentalne medicine iz predmeta Mobilna protetika, Fiksna protetika, Gnatologija i Materijali u stomatologiji.

Sadržaj kolegija Mobilna protetika i Fiksna protetika odnosi se na teorijska i praktična znanja te vještine vezane za izradu djelomičnih i potpunih zubnih proteza te izradu fiksnoprotetskih nadomjestaka. Opisuju se i demonstriraju temeljna teorijska i praktična znanja o tehničkim i tehnološkim postupcima izrade proteza i fiksnoprotetskih nadomjestaka u zubotehničkom laboratoriju.

Kolegij Gnatologija pruža teorijska znanja o stomatognatom sustavu te o njegovu utjecaju na strukture glave i vrata te znanja o temporomandibularnim poremećajima i načinima njihova liječenja. Uz teorijsko znanje usvajaju se vještine uporabe artikulatora i obraznoga luka te postupaka izrade udlage, kao jedne od terapija temporomandibularnih poremećaja.

Sadržaj kolegija Materijali u stomatologiji odnosi se na teorijska znanja vezana uz primjenu dentalnih materijala u ordinaciji i zubotehničkom laboratoriju. Slijede informacije o načinu uporabe i tehnološkim postupcima vezanima za pojedini materijal.

Sva teorijska nastava praćena je kliničkim vježbama radi osposobljavanja studenta za samostalni rad.

Prostorni i radni uvjeti

U nastavi se služimo prostorima Medicinskoga fakulteta Sveučilišta u Splitu te prostorima Stomatološke poliklinike Split kao nastavne baze za izvođenje stručnokliničkoga dijela nastave, koja se obnavlja, i to u specijalističkim ordinacijama gdje se omogućuje idealan rad, što znači dva studenta na jedno radno mjesto.

U nastavi se rabe sva nastavna pomagala kao multimedijski digitalni projektori, dijaprojektori, grafoskopi, računalne videoprezentacije, posteri, modeli te se primjenjuju suvremene nastavne metode.

Nastavno i suradničko osoblje

Izv. prof. dr. sc. Ivan Kovačić, pročelnik Katedre za protetiku dentalne medicine, rođen je u Splitu 25. travnja 1974. godine. Stomatološki fakultet Sveučilišta u Zagrebu upisuje 1992. godine, a diplomira u siječnju 1998. godine. Nakon polaganja državnoga ispita u travnju 1999. godine zapošljava

All classes for students of Dental Medicine in courses Mobile Prosthodontics, Fixed Prosthodontics, Gnathology and Materials in Dentistry are carried out by the Department teachers.

The course content in Mobile Prosthodontics and Fixed Prosthodontics refers to theoretical and practical knowledge and skills related to the development of partial and complete dentures and making fixed restorations. It also describes and demonstrates the theoretical and practical knowhow of technical and technological procedures and fixed prosthetic restorations in the dental laboratory.

The course in Gnathology provides theoretical knowledge of the stomatognathic system and its impact on the structure of the head and neck, as well as knowledge of the temporomandibular disorders and methods of their treatment.

In addition, the theory is supplemented by practical work with articulators and face-bows and techniques of manufacturing splints as one of the treatments of temporomandibular disorders.

The course content includes the theory related to the application of dental materials in dental surgeries and dental laboratories. This is augmented by information on how to use the technology and procedures related to each particular part of the curriculum.

All lectures are accompanied by practical clinical exercises with the aim to prepare students for independent work.

Space and working conditions

Our faculty employees and students attend the University of Split School of Medicine premises and use the Dental Clinic Split facilities as a teaching base provided for clinical training in specialized dental practices, in an ideal working environment with two students per one work unit.

We use all the relevant teaching aids as multimedia digital projectors, slide projectors, overhead projectors, computer video presentations, posters, models and apply modern teaching methods.

Teachers and associates

Professor Ivan Kovačić, PhD, Head of Department of Prosthodontics, was born in Split, April 25, 1974. He enrolled in the School of Dental Medicine, University of Zagreb in 1992, where he graduated in January 1998. After passing the state

se u Stomatološkoj poliklinici Split na Odjelu stomatološke protetike. U listopadu 2000. godine započinje specijalizaciju iz stomatološke protetike na Stomatološkom fakultetu u Zagrebu, a u travnju 2004. godine polaže specijalistički ispit. U lipnju 2001. godine obranio je magistarski rad, a doktorsku disertaciju obranio je 2006. godine. Godine 2010. izabran je u znanstveno-nastavno zvanje docenta na studiju Dentalne medicine Medicinskoga fakulteta u Splitu, a 2013. stječe zvanje izvanrednoga profesora.

Doc. dr. sc. Renata Poljak Guberina u nastavi iz sudjeluje od 2009./2010. Postala je naslovna docentica 2011. na Medicinskom fakultetu u Splitu.

Doc. dr. sc. Davor Seifert u nastavi sudjeluje od 2009./2010. Postao je naslovni docent 2011. na Medicinskom fakultetu u Splitu.

Dr. sc. Antonija Palac u nastavi je sudjelovala od 2008. do 2014. godine. Dr. sc. Palac obranila je prvu doktorsku disertaciju kao stomatologinja na Medicinskom fakultetu u Splitu.

Mr. sc. Ratka Borić Brakus u nastavi sudjeluje od 2008. godine do danas kao asistentica te Vera Maričić, dr. med. dent., od 2008. do 2015. godine.

exam in April 1999, he gained employment at the Dental Clinic Split, in the Department of Prosthodontics. In October 2000, he started his specialization in prosthodontics at the Universitiy Clinic Zagreb, School of Dental Medicine University of Zagreb, and in April 2004, he passed his certification exam. He defended his Master's thesis in June 2001 and PhD thesis in 2006. In 2010 he was elected into position of Assistant Professor at the Study of Dental Medicine, University of Split School of Medicine, whereas in 2013, he attained the position of Associate Professor.

Renata Poljak Guberina, DMD, PhD, has been teaching since 2009/2010. She became Assistant Professor at the University of Split School of Medicine in 2011.

Davor Seifert, DMD, PhD, has been teaching since 2009/2010. He became Assistant Professor at the University of Split School of Medicine in 2011.

Antonia Palac, DMD, PhD, participated in the teaching process from 2008 to 2014. Antonia Palac defended the first dissertation as a dentist at the University of Split School of Medicine.

Ratka Boric Brakus, DMD, MSc, has been teaching as an assistant since 2008 until today. Vera Maricic, DMD was teaching from 2008 to 2015.

Doktorati / PhD thesis:

Palac A. Povezanost kefalometrijskih promjena i kvalitete života ovisne o oralnom zdravlju nakon pet godina nošenja totalnih zubnih proteza / *Connection cephalometric changes and quality of life depend on oral health after five years of wearing dentures*. Split: Medicinski fakultet Sveučilišta u Splitu, 2012.

Publikacije objavljene u časopisima indeksiranima u bazi Current Contens 2007. – 2016.

Publications in journals indexed in Current Contents database during the period 2007-2016

Potpuni popis publikacija (13) nalazi se u elektroničkom obliku.
The complete list of publications (13) is enclosed in the digital format.

KATEDRA ZA ORALNU MEDICINU I PARODONTOLOGIJU
DEPARTMENT OF ORAL MEDICINE AND PERIODONTICS

Prof. dr. sc. Dolores Biočina-Lukenda, dr. med. dent. / Prof Dolores Biočina-Lukenda, DMD, PhD
Pročelnica Katedre / Head of Department

Povijest razvitka Katedre

Bez obzira na to koliko je osnivanje i ustroj studija Dentalne medicine u Splitu, tako i Katedre za oralnu medicinu i parodontologiju, bio samostalan, ponajprije temeljen na vlastitim snagama, nemoguće je odvojiti početak i razvoj nastave za studente Dentalne medicine u Splitu ne spomenuvši njezin početak i razvoj u Republici Hrvatskoj.

Područje patologije usta koje podrazumijeva bolesti oralne sluznice, žlijezda slinovnica i bolesti temporomandibularnoga zgloba postoji u Hrvatskoj od osnutka stomatološkoga ambulatorija 1933. godine u Zagrebu te Klinike za bolesti usta, zubi i čeljusti Medicinskoga fakulteta u Zagrebu, na kojoj je područje za bolesti usta vodio prof. dr. sc. Ritterman do 1962. godine. Nastava iz tog predmeta koji se odvijao u okviru Klinike za maksilofacijalnu kirurgiju na Šalati izvodila se u okviru kolegija naziva Patologija i terapija usne šupljine. Godine 1962. osnovan je Zavod za oralnu patologiju, čiji je osnivač prof. dr. sc. Milutin Dobrenić. U okviru Zavoda od 1971. godine provodila se specijalizacija pod nazivom dentalna i oralna patologija, a od 1974. godine provodi se tzv. trojna specijalizacija pod nazivom – Dentalna i oralna

History of the Department

Regardless of how much establishment and development of the Dental School in Split as well as the Department of Oral Medicine and Periodontics were independent, they cannot be separated from the development of the dental medicine and its studies in the Republic of Croatia.

The area of mouth pathology (which also involves diseases of oral mucosa, salivary glands and temporomandibular joint) has existed in Croatia since the establishment of the Clinic for Mouth, Tooth and Jaw Diseases in 1933 as part of Medical School in Zagreb, which was led by Prof Ritterman until 1962. The lectures in the course called the Pathology and Therapy of the Oral Cavity, were taught within the Department of Maxillofacial Surgery in Šalata, Zagreb.

In 1962, Prof Milutin Dobrenić founded the Institute of Oral Pathology; in 1971 the residency program called Dental and Oral Pathology was started; and in 1974 the so-called triple residency program was started - Dental and Oral Pathology with Periodontics. Since 1994, the program has been split into three independent programs: Oral Pathology,

patologija s parodontologijom. Od 1994. godine ta se specijalizacija podijelila na tri zasebne specijalizacije.: Oralna patologija, Parodontologija i Endodoncija.

Prof. dr. sc. Dolores Biočina-Lukenda prva je specijalistica oralne patologije u Republici Hrvatskoj. Završivši poslijediplomski znanstveni studij iz Kliničke imunologije i alergologije na Medicinskom fakultetu u Zagrebu, nastavila je razvijati stručno i znanstveno područje oralnih autoimunih bolesti.

Od samog početka, od prvih kontakata još 2006. godine kao nastavnica Stomatološkoga fakulteta u Zagrebu, sudjeluje u organiziranju i stvaranju studija Dentalne medicine u Splitu. Godine 2007. imenovana je pomoćnicom dekana za studij Dentalne medicine, tada stomatologije, a njezinim dolaskom u Split akademske godine 2008./2009. izabrana je u srpnju 2009. prodekanicom za studij Dentalne medicine Medicinskoga fakulteta u Splitu.

Katedra za oralnu medicinu i parodontologiju osnovana je 22. listopada 2010. godine odlukom i suglasnošću Fakultetskoga vijeća Medicinskoga fakulteta u Splitu. Temelj za stvaranje te Katedre svakako je jezgra mladih ljudi koji su zaposleni na Medicinskom fakultetu tijekom 2009. godine za potrebe kliničke nastave na studiju Dentalne medicine u Splitu te upućeni na specijalističko usavršavanje na Kliniku za stomatologiju KBC-a Zagreb. To su: dr. sc. Livia Cigić, dr. sc. Darko Kero, dr. sc. Danijela Kalibović-Govorko, dr. sc. Lidija Gavić, dr. sc. Tea Galić, dr. sc. Ivan Brakus, dr. sc. Slavica Pejda i Marija Nosić, dr. med. dent.

U nastavu u Katedri za oralnu medicinu i parodontologiju također se uključuju mr. sc. Katica Parat i mr. sc. Jozo Badrov kao zaposlenici u kumulativnom radnom odnosu s Fakultetom te naslovni izv. prof. dr. sc. Andrija Bošnjak, naslovni doc. dr. sc. Ivan Galić, naslovni doc. Suzana Varga, naslovni poslijedoktorandi dr. sc. Neven Vidović, dr. sc. Zorana Ivanković te naslovni asistenti Marija Roguljić, dr. med. dent., i Goran Gašpar, dr. med. dent.

Ustroj Katedre

Katedra za oralnu medicinu i parodontologiju ustrojena je na temelju dviju specijalističkih grana oralne medicine, parodontologije, oralne kirurgije, ortodoncije i dječje dentalne medicine, u znanstvenom polju dentalne medicine i znanstvenim granama oralne medicine, parodontologije, oralne kirurgije, ortodoncije i dentalne medicine dječje dobi.

Periodontics and Endodontics.

Prof Biočina-Lukenda, PhD is the first specialist of Oral Pathology in the Republic of Croatia. Having completed the postgraduate studies in Clinical Immunology and Allergology at the Medical School in Zagreb, she has continued to research and develop the field of oral autoimmune diseases.

Since its very beginnings in 2006, Prof Biočina-Lukenda, still a lecturer at the School of Dental Medicine in Zagreb, has taken part in organizing and creating dental studies in Split; and in 2007, she was appointed Assistant Dean for the Study of Dental Medicine. Upon her arrival in Split in academic year 2008/09, she was elected Vice Dean for the Study of Dental Medicine, School of Medicine in Split, in July 2009.

The Department of Oral Medicine and Periodontics was established on October 22, 2010, with the approval of the Faculty Council of School of Medicine in Split. Young and capable people, employed by the School during 2009 to run clinical lectures of the Study Program in Dental Medicine, form the core of the Department. They are: Livia Cigić, PhD, Danijela Kalibović-Govorko, PhD, Lidija Gavić, PhD, Tea Galić, PhD, Ivan Brakus, PhD, Slavica Pejda, PhD, and Marija Nosić, DDM. Furthermore, as the employees in the cumulative employment at School of Medicine, Katica Parat, MSc and Jozo Badrov, MSc have also joined the Department, along with Assoc Prof Andrija Bošnjak, PhD, Assist Prof Ivan Galić, PhD, Assist Prof Suzana Varga, PhD, lecturer Neven Vidović, PhD, lecturer Zorana Ivanković, PhD, and assistants Marija Roguljić DMD and Goran Gašpar, DMD.

Department structure

The Department of Oral Medicine and Periodontics is organized along two specialized branches of oral medicine: periodontology, oral surgery, orthodontics and paediatric dental medicine in the scientific field of dental medicine on the one hand, and the scientific branches of oral medicine, periodontology, oral surgery, orthodontic and paediatric dental medicine on the other.

Space and working conditions

The Dental Polyclinic in Split has been the main teaching base for clinical studies in oral medicine, in accordance with the Agreement for Scientific and Professional Cooperation in the field of Biomedicine and Health signed with the School of Medicine on May 24, 2014. However, parts of the curriculum are also carried out at the University Hospital of Split.

Nastavno osoblje Studija / *Teaching staff of the Study:*
doc. dr. sc. Ivana Medvedec Mikić, dr. sc. Danijela Kalibović Govorko, prof. dr. sc. Dolores Biočina-Lukenda, doc. dr. sc. Darko Kero, doc. dr. sc. Tea Galić, doc. Dr. sc. Lidija Gavić, doc. dr. sc. Livia Cigić

Osnovna je zadaća Katedre provedba nastavnoga plana i programa za studente studija Dentalne medicine na trećoj, četvrtoj, petoj i šestoj godini studija.

Smještaj i uvjeti rada

Katedra za oralnu medicinu i parodontologiju smještena je u glavnoj nastavnoj bazi za kliničku nastavu stručnih predmeta u dentalnoj medicini – Stomatološkoj poliklinici, s kojom je Medicinski fakultet u Splitu 24. svibnja 2014. potpisao Ugovor o znanstvenoj, nastavnoj i stručnoj suradnji u području biomedicine i zdravstva. Dio nastavnoga programa izvodi se i u KBC-u Split.

Oralna medicina

Nastava iz specijalističkoga područja oralne medicine izvodi se na trećoj, četvrtoj, petoj i šestoj godini studija kroz predmete Oralna medicina 1, Oralna medicina 2 i Oralna medicina 3. Svi navedeni predmeti izvode se na Odjelu za oralnu medicinu Stomatološke poliklinike Split. Odjel raspolaže trima zasebnim ambulantama. U odjelu se uz dijagnostiku i terapiju oralne sluznice, žlijezda slinovnica i temporomandibularnoga zgloba vrši i mikrobiološka dijagnostika gljivičnih

Oral Medicine

The Oral Medicine is taught to students throughout the third, fourth, fifth and sixth year of studies (Oral Medicine 1, Oral Medicine 2, and Oral Medicine 3). All Oral Medicine classes are held at the Department of Oral Medicine, Dental Polyclinic Split. The Department has at its disposal three outpatient offices, for: (1) diagnosis and treatment of oral mucosa, salivary gland and temporomandibular joint; (2) microbiological diagnosis of fungal and bacterial infections of the lining of the mouth; and (3) conducting therapy for oral mucosa by using a low-intensity laser and ozone therapy (Ozonyx).

Oral Medicine 1 is taught to the fourth year students with 90 hours of instruction: 20 hours of lectures, 10 hours of seminars, and 60 hours of hands-on practice. The course coordinator is Prof Dolores Biočina-Lukenda, PhD.

Oral Medicine 2 is taught to the fifth year students with 120 hours of instruction: 20 hours of lectures, 10 hours of seminars, and 90 hours of hands-on practice. The course coordinator is Prof Dolores Biočina-Lukenda, PhD.

i bakterijskih infekcija sluznice usta te provodi specifična terapija oralne sluznice uporabom lasera niskoga intenziteta i terapija ozonom (Ozonyx).

Oralna medicina 1 predmet je za studente četvrte godine studija. Predmet ima ukupno 90 sati nastave, i to 20 sati predavanja, 10 sati seminara i 60 sati vježba. Voditeljica predmeta je prof. dr. sc. Dolores Biočina-Lukenda.

Oralna medicina 2 predmet je za studente pete godine studija. Predmet ima ukupno 120 sati nastave, i to 20 sati predavanja, 10 sati seminara i 90 sati vježba. Voditeljica predmeta je prof. dr. sc. Dolores Biočina-Lukenda.

Oralna medicina 3 predmet je za studente šeste godine studija. Predmet ima ukupno 60 sati nastave, i to 60 sati vježba. Voditeljica predmeta je prof. dr. sc. Dolores Biočina-Lukenda.

Propedeutika u dentalnoj medicini predmet je na trećoj godini studija. Predmet ima 10 sati predavanja, 10 sati seminara i 10 sati vježba po studentu. Ukupno ima 70 norma-sati nastave. Voditeljica predmeta je prof. dr. sc. Dolores Biočina-Lukenda.

Oralna higijena predmet je na četvrtoj godini studija. Ima 10 sati predavanja, 10 sati seminara i 10 sati vježba po studentu. Voditeljica predmeta je prof. dr. sc. Dolores Biočina-Lukenda.

Orofacijalna genetika predmet je na četvrtoj godini studija s 15 sati predavanja. Voditeljica predmeta je prof. dr. sc. Dolores Biočina-Lukenda.

Dentalna medicina starije dobi predmet na petoj godini studija s 15 sati predavanja po studentu, ukupno 30 norma-sati. Voditeljica predmeta je prof. dr. sc. Dolores Biočina-Lukenda.

Organizacija i ekonomika u dentalnoj medicini predmet je koji se izvodi na šestoj godini studija. Predmet ima 10 sati predavanja, 10 sati seminara i 10 sati vježba. Voditeljica predmeta je prof. dr. sc. Dolores Biočina-Lukenda.

Klinička dentalna medicina predmet je za studente šeste godine studija. Ima 250 sati vježba u području opće dentalne medicine. Voditeljica predmeta je prof. dr. sc. Dolores Biočina-Lukenda.

Oral Medicine 3 is taught to the sixth year students with 60 hours of instruction and 60 hours of hands-on practice. The course coordinator is Prof Dolores Biočina-Lukenda, PhD.

Propaedeutic in Dental Medicine **is taught to the third year** students with 10 hours of lectures, 10 hours of seminars, and 10 hours of hands-on practice. The course coordinator is Prof Dolores Biočina-Lukenda, PhD.

Oral Hygiene is taught to the fourth year students with 10 hours of lectures, 10 hours of seminars, and 10 hours of hands-on practice. The course coordinator is Prof Dolores Biočina-Lukenda, PhD.

Orofacial Genetics is taught to the fourth year students with 15 hours of lectures. The course coordinator is Prof Dolores Biočina-Lukenda, PhD.

Gerodontology is taught to the fifth year students with 15 hours of lectures, amounting to a total of 30 standard hours. The course coordinator is Prof Dolores Biočina-Lukenda, PhD.

Organisation and Economics in Dental Medicine is taught to the sixth year students with 10 hours of lectures, 10 hours of seminars, and 10 hours of hands-on practice. The course coordinator is Prof Dolores Biočina-Lukenda, PhD.

Clinical Dental Medicine is taught to the sixth year students with 250 hours of hands-on practice in the area of General Dentistry. The course coordinator is Prof Dolores Biočina-Lukenda, PhD.

Elective Clinical Dental Medicine is taught to the sixth year students. The course is structured as Elective Clinical Dental Medicine 1 (oral medicine, periodontics and oral surgery), Elective Clinical Dental Medicine 2 (endodontics and prosthodontics), and Clinical Dental Medicine 3 (orthodontic and dental medicine in children). The course has 250 hours of hands-on practice in the area of General Dentistry. The course coordinator is Prof Dolores Biočina-Lukenda, PhD.

Teachers and associates:

1. Prof Dolores Biočina-Lukenda, PhD, specialist in oral pathology
2. Assist Prof Josipa-Sanja Gruden-Pokupec, PhD, specialist in oral pathology
3. Lecturer Livia Cigić, PhD, specialist in oral medicine

Klinička izborna dentalna medicina predmet je za studente šeste godine studija. Ustrojen je na principu Klinička izborna dentalna medicina I (oralna medicina, parodontologija i oralna kirurgija), Klinička izborna dentalna medicina II (endodoncija i protetika dentalne medicine) i Klinička izborna dentalna medicina III (ortodoncija i dentalna medicina dječje dobi). Predmet ima 250 sati vježba u području opće dentalne medicine. Voditeljica predmeta je prof. dr. sc. Dolores Biočina-Lukenda.

Nastavno i suradničko osoblje:

1. prof. dr. sc. Dolores Biočina-Lukenda, specijalistica oralne patologije
2. doc. dr. sc. Josipa-Sanja Gruden-Pokupec, specijalistica oralne patologije (naslovno zvanje)
3. dr. sc. Livia Cigić, specijalistica oralne medicine.

Stručna i znanstvena djelatnost / *Professional and scientific activities*

Doktorirali: / *PhD thesis:*

1. Cigić L. Učestalost celijakije kod osoba oboljelih od oralnog lihen planusa. Split: Medicinski fakultet Sveučilišta u Splitu, 2015.

Udžbenici, poglavlja u udžbenicima (2007. – 2016.) / *Textbooks, book chapters during the period 2007-2016*

1. Biočina-Lukenda D. Upalne i druge patološke promjene parodonta. U: Janković S, Miletić D i sur. Dentalna radiografija i radiologija. Split: Medicinski fakultet Sveučilišta u Splitu; 2009.
2. Biočina-Lukenda D. Bolesti čeljusnog zgloba. U: Janković S, Miletić D i sur. Dentalna radiografija i radiologija. Split: Medicinski fakultet Sveučilišta u Splitu; 2009.
3. Biočina-Lukenda D. Forenzički značaj stomatološke radiologije i strana tijela orofacijalnog područja. U: Janković S, Miletić D i sur. Dentalna radiografija i radiologija. Split: Medicinski fakultet Sveučilišta u Splitu; 2009.

Parodontologija

Nastava iz specijalističkoga područja parodontologije izvodi se na trećoj, četvrtoj petoj i šestoj godini studija kroz predmete Parodontologija 1, Parodontologija 2 i Parodontologija 3. Svi navedeni predmeti izvode se na Odjelu za parodontologiju Stomatološke poliklinike Split. Odjel raspolaže trima zasebnim specijalističkim ambulantama. U Odjelu se uz dijagnostiku i terapiju parodontnih struktura u usnoj šupljini provodi mikrokirurška terapija parodontnih bolesti i specifična terapija PRGF tehnologijom.

Parodontologija 1 predmet je za studente četvrte godine. Ima ukupno 90 sati nastave, i to 30 sati predavanja i 60 sati vježba. Voditelj predmeta je izv. prof. dr. sc. Andrija Bošnjak.

Periodontics

The Periodontics is taught to students throughout the third, fourth, fifth and sixth year of studies (Periodontics 1, Periodontics 2, and Periodontics 3). All classes are held at the Department of Periodontics, Dental Polyclinic Split. The Department has at its disposal three outpatient offices for: (1) diagnosis and treatment of periodontal structures in the oral cavity, (2) microsurgical treatment of periodontal disease, and (3) specific therapy with PRGF technology.

Periodontics 1 is taught to the fourth year students with 90 hours of instruction: 30 hours of lectures and 60 hours of hands-on practice. The course coordinator is Assoc Prof Andrija Bošnjak, PhD.

Parodontologija 2 predmet je za studente pete godine. Ima ukupno 120 sati nastave, i to 15 sati predavanja, 15 sati seminara i 90 sati vježba. Voditelj predmeta je izv. prof. dr. sc. Andrija Bošnjak.

Parodontologija 3 predmet je za studente šeste godine. Predmet ima ukupno 50 sati nastave, i to 50 sati vježba. Voditelj predmeta je izv. prof. dr. sc. Andrija Bošnjak.

Implantologija je predmet za studente pete godine studija. Ima ukupno 40 sati nastave, i to 15 sati predavanja, 10 sati seminara i 15 sati vježba. Voditelj predmeta je izv. prof. dr. sc. Andrija Bošnjak.

Nastavno i suradničko osoblje:

1. izv. prof. dr. sc. Andrija Bošnjak, specijalist parodontologije (naslovno zvanje)
2. asistentica mr. sc. Katica Parat, specijalistica za bolesti usta, zuba i parodonta
3. asistentica Marija Roguljić, specijalistica parodontologije (naslovno zvanje).

Dentalna medicina dječje dobi

Predmet Dentalna medicina dječje dobi sastoji se od četiriju predmeta: Preventivna dentalna medicina te Dentalna medicina dječje dobi 1, 2 i 3. Nastava iz spomenutih predmeta počinje na 3. godini studija Dentalne medicine predmetom Preventivna dentalna medicina, a nastavlja se na 4., 5. i 6. godini Dentalnom medicinom dječje dobi.

Nastava iz predmeta Preventivne dentalna medicina počela se provoditi u ožujku 2010. godine, čiji je voditelj od početka do 2013. godine bio doc. dr. sc. Danko Bakarčić sa Studija dentalne medicine Medicinskoga fakulteta u Rijeci. Nakon njega voditeljstvo je preuzela prof. dr. sc. Dolores Biočina-Lukenda, redovita profesorica, prodekanica studija Dentalne medicine Medicinskoga fakulteta u Splitu.

Nastava iz predmeta Dentalna medicina dječje dobi počela se provoditi 2011. godine, čiji je voditelj bio prof. dr. sc. Hrvoje Jurić sa Stomatološkoga fakulteta u Zagrebu. Nakon njega, 2013. godine voditeljstvo preuzima prof. dr. sc. Ivana Čuković Bagić, također sa Stomatološkoga fakulteta u Zagrebu.

Klinički dio nastave spomenutih predmeta od početka se održava na Odjelu za dentalnu medicinu dječje dobi Stomatološke poliklinike u Splitu.

Periodontics 2 is taught to the fifth year students with 120 hours of instruction: 15 hours of lectures, 15 hours of seminars, and 90 hours of hands-on practice. The course coordinator is Assoc Prof Andrija Bošnjak, PhD.

Periodontics 3 is taught to the sixth year students with 50 hours of instruction delivered as 50 hours of hands-on practice. The course coordinator is Assoc Prof Andrija Bošnjak, PhD.

Implantology is taught to the fifth year students with 40 hours of instruction: 15 hours of lectures, 10 hours of seminars, and 15 hours of hands-on practice. The course coordinator is Assoc Prof Andrija Bošnjak, PhD.

Teachers and associates:

1. Assoc Prof Andrija Bošnjak, PhD, specialist in periodontics
2. Katica Parat, MSc, assistant, specialist in mouth and teeth diseases and periodontics
3. Marija Rogujić, PhD, assistant, specialist in periodontics

Paediatric Dental Medicine

The Paediatric Dental Medicine classes are taught to students throughout the third year (Preventive Dentistry), fourth, fifth and sixth year of studies (Paediatric Dental Medicine 1, 2, 3).

Preventive Dentistry was first taught in March 2010. The course coordinator was Assist. Prof Danko Bakarčić, PhD from the Department of Dental Medicine at Medical School in Rijeka. The coordination of the course was later taken over by Prof Dolores Biočina-Lukenda, PhD.

Paediatric Dental Medicine was first taught in 2011. The course coordinator was Prof Hrvoje Jurić, PhD from the School of Dental Medicine in Zagreb. The coordination of the course was later taken over by Prof Ivana Čuković-Bagić, PhD also from the School of Dental Medicine in Zagreb.

The clinical part of the courses mentioned above are held at the Department of Paediatric Dental Medicine, Dental Polyclinic Split.

Teachers and associates:

1. Prof Ivana Čuković Bagić, PhD, specialist in paediatric dental medicine
2. Lecturer Lidia Gavić, PhD, specialist in paediatric dental medicine

Nastavnici i suradnici:

1. prof. dr. sc. Ivana Čuković Bagić, specijalistica dentalne medicine dječje dobi
2. dr. sc. Lidia Gavić, univ. mag. med. dent., specijalistica dentalne medicine dječje dobi, poslijedoktorandica
3. dr. sc. Tea Galić, dr. med. dent., poslijedoktorandica
4. Marica Anđić, dr. med. dent., specijalistica dentalne medicine, asistentica
5. Mario Budimir, dr. med. dent., specijalist dentalne medicine dječje dobi, asistent (naslovno zvanje).

Osim spomenutih predmeta, dr. sc. Lidia Gavić i dr. sc. Tea Galić sudjeluju u održavanju nastave iz predmeta Oralna higijena, Dentalni materijali te Propedeutika u dentalnoj medicini. Dr. sc. Tea Galić sudjeluje i u izvođenju nastave na poslijediplomskom doktorskom studiju Klinička medicina utemeljena na dokazima, na predmetima Uvod u znanstveni rad i Izrada znanstvenog rada, koje vodi prof. dr. sc. Zoran Đogaš.

Ortodoncija

Pri Katedri za oralnu medicinu i parodontologiju održava se i nastava iz kolegija Ortodoncija I, II i III, koje slušaju studenti četvrte, pete i šeste godine integriranoga studija Dentalna medicina.

Nastava iz predmeta Ortodoncije odvija se od akademske godine 2010./2011. Voditelj predmeta na samom početku bio je prof. dr. sc. Mladen Kuftinec.

Već neko vrijeme radi se na osnivanju samostalne Katedre za ortodonciju, a jedina je prepreka dovršenje postupka izbora kadrova u znanstveno-nastavna zvanja.

Voditeljica predmeta trenutno je naslovna docentica dr. sc. Suzana Varga. Pet radova objavljeno joj je u časopisima indeksiranima u CC-u. Područja su njezina znanstvenoga interesa dentalne i okluzalne karakteristike ortodontskih pacijenata te žvačne sile i okluzijski kontakti u retencijskoj fazi terapije. Suautorica je Ortodontskoga priručnika u izdanju Medicinskoga fakulteta Sveučilišta u Rijeci.

Jedina zaposlenica Fakulteta u punom radnom vremenu, dr. sc. Danijela Kalibović Govorko, viša asistentica, objavila je 10 radova u časopisima citiranima u CC-u, a njezino su područje znanstvenoga interesa rani razvoj i anomalije glave i vrata, s posebnim naglaskom na anomalije zuba i čeljusti.

3. Lecturer Tea Galić, DMD, PhD
4. Marica Anđić, specialist in paediatric dental medicine, assistant
5. Mario Budimir, specialist in paediatric dental medicine, assistant

In addition to teaching Paediatric Dental Medicine courses, lecturers Lidia Gavić, PhD and Tea Galić, PhD also participate in teaching the following courses: Oral Hygiene, Dental Materials and Propedeutics in Dental Medicine. Tea Galić, PhD, teaches courses Principles of the Scientific Research in Medicine and Writing a Scientific Article delivered within the Doctoral Study Programme Evidence Based Medicine.

Orthodontics

The Orthodontics classes are taught to students throughout the fourth, fifth and sixth year of studies (Orthodontics 1, 2, 3).

The lectures and classes in Orthodontics started in academic year 2010/2011. The course coordinator was Prof Mladen Kuftinec, PhD, while current coordinator is Assist Prof Suzana Varga, PhD.

Recently, there has been some progress towards establishing an independent Department of Orthodontics; however, a current impediment to this progress are difficulties related to completion of the promotion procedures for conferment of academic titles.

The current coordinator, Assist Prof Suzana Varga, PhD, has published five articles in journals indexed in Current Contents. Her interests are in the areas of dental and occlusal characteristics in orthodontic patients as well as masticatory forces and occlusal contacts in retention phase of treatment.

The only full time employee at the School of Medicine, Lecturer Danijela Kalibović Govorko PhD, has published ten articles in journals indexed in Current Contents. Her interests are in the areas of early development and anomalies of the head and neck with special emphasis on the anomalies of the teeth and jaw.

Teachers and associates:

1. Assist Prof Suzana Varga, PhD
2. Lecturer Danijela Kalibović Govorko PhD
3. Zorana Ivanković-Buljan, PhD, specialist in orthodontics, assistant

Ostali nastavnici i suradnici:

1. doc. dr. sc. Suzana Varga, specijalistica ortodoncije
2. dr. sc. Danijela Kalibović Govorko, viša asistentica
3. dr. sc. Zorana Ivanković-Buljan, specijalistica ortodoncije, asistentica (naslovno zvanje);
4. dr. sc. Neven Vidović, specijalist ortodoncije, asistent (naslovno zvanje);
5. mr. sc. Branimira Mikelić-Vitasović, asistentica;
6. Petar Bitanga, dr. med. dent., asistent;
7. Goran Gašpar, dr. med. dent., asistent (naslovno zvanje).

Kliničke vježbe odvijaju se u dvjema specijalističkim ortodontskim ordinacijama Stomatološke poliklinike Split, koja je nastavna baza Medicinskoga fakulteta Sveučilišta u Splitu, te u dvjema privatnim specijalističkim ortodontskim ordinacijama dentalne medicine u vlasništvu vanjskih suradnika.

Oralna kirurgija

Predmet Oralna kirurgija izvodi se u sklopu Katedre za oralnu medicinu i parodontologiju. Nastava iz specijalističkoga područja oralne kirurgije započela je akademske godine 2010./2011. Nositelji nastave iz Oralne kirurgije na početku bili su prof. dr. sc. Josip-Sasha Bill, prof. dr. sc. Narandža Aljinović i mr. sc. Jozo Badrov.

Nastava i kliničke vježbe iz oralne kirurgije provode se tijekom četvrte, pete i šeste godine studija Dentalne medicine. Na četvrtoj godini studija naglasak je na sintezi prethodno stečenoga znanja iz temeljnih i kliničkih medicinskih predmeta, posebno anatomije, histologije i patologije glave i vrate i učenja temelja oralne kirurgije. Tijekom turnusa na četvrtoj godini studija slušaju se sva predavanja i seminari koji obuhvaćaju teorijsko gradivo iz oralne kirurgije koje studenti moraju u potpunosti savladati tijekom ostatka studija. Studenti se upoznaju s osnovama i svim tehnikama lokalne anestezije potrebne za provođenje svih oralnokirurških zahvata u domeni doktora dentalne medicine. Uz voditelja vježba uzimaju anamnezu pacijentima, izvode potrebne postupke lokalne anestezije, vade zube primjenom raspoloživih tehnika. S posebnom se pažnjom izvode postupci iz oralne kirurgije na djeci, starijima i osobama s posebnim potrebama. Student mora naučiti komplicirano vađenje zuba sa separacijom zubnih korjenova i primjenu svih vrsta poluga i kliješta. Savladava kliničku i radiološku dijagnostiku i razumije postupke liječenja odontogene upale, dentalne traume, dijagnosticira cistične prozračnosti čeljusti, prepoznaje benigne tumore usne šupljine te savladava dijagnostiku premalignih lezija i ranoga otkrivanje karcinoma usne

4. Neven Vidović, PhD, specialist in orthodontics, assistant
5. Branimira Mikelić-Vitasović, MSc, specialist in orthodontics, assistant
6. Petar Bitanga, specialist in orthodontics, assistant
7. Goran Gašpar, specialist in orthodontics, assistant

The clinical parts of the Orthodontics courses are held at the Department of Orthodontics, Dental Polyclinic Split, and at two contracted, privately owned orthodontics practices.

Oral Surgery

The lectures and classes in Oral Surgery started in academic year 2010/2011. At the beginning, the course coordinators were Prof Josip-Sasha Bill, PhD, Prof Narandža Aljinović PhD, and Jozo Badrov, MSc.

The courses in Oral Surgery are taught as part of the studies at the Department of Oral Medicine and Periodontics during the fourth, fifth and sixth year.

During the fourth year of studies, besides on learning the foundations of oral surgery, the emphasis is also laid on synthesis of prior knowledge acquired in basic and clinical medical courses, especially anatomy, histology and pathology of the head and neck. The students are required to attend all lectures and seminars covering the theoretical material in oral surgery. Furthermore, students are introduced to the basics and techniques of local anaesthesia necessary for the oral surgical procedures in dental medicine. During the hands-on practice, students take patients' medical history, carry out the necessary procedures for local anaesthesia, and are taught to extract teeth by using available techniques. Procedures on children, elderly and persons with special needs are performed with special care. The students need to learn the complicated tooth extractions with separation of dental roots, and to apply all kinds of levers and pliers used during dental practices. They are also expected to understand the clinical and radiological diagnosis, to understand the treatment methods for odontogenic infections and dental trauma, to identify and diagnose cystic breathability jaw, premalignant lesions, cancers and benign tumors of the oral cavity.

During the fifth year of studies, the emphasis is on applying the previously acquired theoretical knowledge, execution of complex oral surgical procedures, and collecting required documentation for patients undergoing treatment. Furthermore, students are expected to know oral conditions

šupljine. Interdisciplinarnim pristupom usvaja znanja o indikacijama i mogućnostima liječenja impaktiranih i retiniranih zubi u oralnokirurškim postupcima. Tijekom turnusa iz oralne kirurgije na petoj godini studija naglasak je na primjeni prethodno stečenih teorijskih znanja, samostalno dijagnosticiranje, izvođenje složenijih oralnokirurških postupaka te vođenje dentalne dokumentacije za obrađenoga pacijenta. Od studenta se očekuje poznavanje svih stanja i bolesti koje su rizik za oralnokirurški postupak te znanje hodograma i postupaka njihova rješavanja. Tijekom šeste godine studija student samostalno uzima anamnezu oralnokirurškom pacijentu, dijagnosticira bolest ili stanje te provodi jednostavne i složene kirurške postupke vađenja zuba. Tijekom ove godine student aktivno asistira u kliničkom radu tijekom složenih operativnih zahvata u lokalnoj i općoj anesteziji, samostalno se skrbi o pacijentima. Kliničke vježbe iz oralne kirurgije izvode se u Stomatološkoj poliklinici i Kliničkom bolničkom centru Split. Poseban zamah u izvođenju nastave i kliničkih vježba iz oralne kirurgije postignut je zapošljavanjem dvojice specijalista oralne kirurgiju u Odjel za maksilofacijalnu kirurgiju KBC-a Split i ugovaranjem ambulante za oralnu kirurgiju, čime je osigurana dodatna izvrsna nastavna baza, koja provodi zdravstvenu zaštitu na tercijarnoj razini, nužna za izvođenje kliničkih vježba iz oralne kirurgije u uvjetima turnusne nastave.

Nastavno i suradničko osoblje:

1. doc. dr. sc. Ivan Galić, dr. med. dent., specijalist oralne kirurgije (naslovno zvanje)
2. dr. sc. Ivan Brakus, dr. med. dent., specijalist oralne kirurgije
3. mr. sc. Jozo Badrov, dr. med. dent., specijalist oralne kirurgije, asistent.

Dentalna morfologija i antropolgija

Nastava iz predmeta Dentalna morfologija i antropologija izvodi se na prvoj godini studija Dentalne medicine. Nastavna djelatnost na Katedri provodi se u obliku predavanja, seminara i vježbi. Tijekom izvođenja nastave nastavnici i studenti koriste se nastavnim prostorijama na Patološko-anatomskom kompleksu (PAK) koje uključuju veliku predavaonicu (tzv. amfiteatar), seminarske dvorane, računalnu učionicu i garderobe za studente.

Voditeljica predmeta je prof. dr. sc. Katarina Vilović, a u nastavi od samog osnivanja studija sudjeluju dr. sc. Darko Kero i dr. sc. Danijela Kalibović Govorko.

and diseases that pose a risk for surgical procedures and to understand the procedures to resolve them.

During the sixth year of studies, the students independently take medical history of a patient, diagnose diseases or conditions, and perform simple to complex teeth extraction procedures. During this year, students actively assist in complex surgical procedures while patients are under local or general anesthesia, and are responsible for patient care.

The clinical parts of the Oral Surgery courses are held at the Dental Polyclinic Split and the University Hospital of Split. A special momentum in teaching the Oral Surgery was achieved by employing two specialists in oral surgery (1) from the Department of Maxillofacial Surgery at University Hospital of Split and (2) contracting out a private clinic for oral surgery. This brought about additional excellence in teaching and providing health care at the tertiary level.

Teachers and associates:

1. Assist Prof Ivan Galić, PhD, specialist in Oral Surgery at University Hospital of Split
2. Ivan Brakus, PhD, specialist in Oral Surgery at University Hospital of Split
3. Jozo Badrov, Msc, specialist in Oral Surgery employed at the Dental Polyclinic Split and the Split School of Medicine

Dental Morphology and Anthropology

Teaching activities in Dental Morphology and Anthropology are carried out in form of lectures, seminars and practical classes throughout the first year of studies in the Study of Dental Medicine. During the course teaching blocks, lectures, seminars and practical classes are held in teaching rooms in the pathological anatomical complex (PAK), including the amphitheatre, seminar halls and a computer classroom. The current coordinator is Prof Katarina Vilović, PhD, together with Darko Kero, PhD and Danijela Kalibović Govorko, PhD who participated in the teaching activities from the beginning of the Study.

Other teachers and associates:

1. Lecturer Tea Galić, DMD, PhD
2. Assist Prof Ivana Kružić,
3. Assist Prof Željana Bašić
4. Nikica Pirović, DMD

Ostali nastavnici i suradnici:

1. dr. sc. Tea Galić, dr. med. dent.
2. doc. dr. sc. Ivana Kružić, dipl. arh., prof. fil.
3. doc. dr. sc. Željana Bašić, dipl. ing. kem. teh.
4. mag. univ. Nikica Pirović, dr. med. dent

Osim spomenutih predmeta, dr. sc. Darko Kero i dr. sc. Tea Galić sudjeluju u održavanju nastave iz predmeta Uvod u dentalnu medicinu i povijest dentalne medicine, Opća i socijalna dentalna medicina te Etika u dentalnoj medicini.

Plan razvoja Katedre

S obzirom na ukupnu satnicu nastave u Katedri za oralnu medicinu i parodontologiju potrebno je zapošljavanje novih kadrova i novih specijalista u pojedinim specijalističkim granama.

Izborom poslijedoktoranada u znanstveno-nastavna zvanja te zapošljavanjem već izabranih nastavnika u kumulativni radni odnos s Medicinskim fakultetom u Splitu planira se osnivanje i ustroj novih katedara na studiju Dentalne medicine, i to Katedre za dječju i preventivnu dentalnu medicinu, Katedre za oralnu kirurgiju i Katedre za ortodonciju.

In addition to teaching Dental Morphology and Anthropology courses, lecturers Darko Kero, PhD and Tea Galić, PhD also participate in teaching the following courses: Introduction to Dental Medicine and History of Dental Medicine, Sociology in Dental Medicine and Ethics in Dental Medicine.

Development plan (personnel, teaching, scientific research)

With regard to the overall teaching load and timetable within the Department of Oral Medicine and Periodontics, it is necessary to recruit new staff and new specialists in the certain specialized fields.

By selecting postdocs and recruiting more lecturers with cumulative employment relationship with Split School of Medicine, the plan to set up and organize new departments, such as Department of Paediatric and Preventive Dental Medicine, Department of Oral Surgery, and Department of Orthodontics, could be implemented.

Publikacije objavljene u časopisima indeksiranima u bazi Current Contens 2007. – 2016.
Publications in journals indexed in Current Contents database during the period 2007-2016

Potpuni popis publikacija (60) nalazi se u elektroničkom obliku.
The complete list of publications (60) is enclosed in the digital format.

KATEDRA ZA RESTAURATIVNU DENTALNU MEDICINU I ENDODONCIJU
DEPARTMENT OF RESTORATIVE DENTISTRY AND ENDODONTICS

Doc. dr. sc. Marina Ognjenović, dr. med. dent. / Assist Prof Marina Ognjenović, DMD, PhD
Pročelnica Katedre / Head of Department

Povijest Katedre

Katedra restaurativne dentalne medicine s endodoncijom osnovana je na studiju Dentalne medicine akademske godine 2012./2013. Objedinjuje tri kolegija: kolegij Endodoncije, kolegij Restaurativne dentalne medicine i kolegij Karijesologije.

Nastava na kolegijima koje Katedra objedinjuje započela je s osnutkom studija Dentalne medicine akademske godine 2007./2008. Tada su predavanja, a dijelom i vježbe, izvođene u suradnji s nastavnicima Stomatološkoga fakulteta u Zagrebu i Studija stomatologije iz Rijeke uz sudjelovanje zaposlenika Stomatološke poliklinike Split, prim. dr. sc. Marine Ognjenović, dr. med. dent., specijalistice oralne i dentalne patologije s parodontologijom, i Katice Parat, dr. med. dent. specijalistice oralne i dentalne patologije s parodontologijom.

Godine 2009. Medicinski je fakultet zaposlio i uputio na specijalizaciju endodoncije i restaurativne dentalne medicine troje doktora dentalne medicine: Antoniju Tadin, dr. med. dent., Ivanu Medvedec, dr. med. dent., i Darija Repića, dr. med. dent.

History of the Department

The Department of Restorative Dentistry and Endodontics was established in the academic year 2012/2013.

It encompasses three courses:
- Endodontics
- Restorative Dental Medicine
- Cariesology

The courses had been taught even before the Department was founded, namely with the establishment of the School of Dental Medicine in the academic year 2007/2008..

At that time, lectures and partly even practical classes were conducted by Professors from Zagreb and Rijeka, along with the employees from the Dental Outpatient Clinic in Split, Assist Prof Marina Ognjenović, DMD, PhD, specialist in oral and dental pathology with parodontology and Katica Parat, DMD, specialist for oral and dental pathology with parodontology.

In 2009, three dental medicine doctors, Antonija Tadin, Ivana Medvedec Mikić, and Dario Repić, were employed at the

Od 2011. godine prim. dr. sc. Marina Ognjenović, dr. med. dent., specijalistica oralne i dentalne patologije, i Katica Parat, dr. med. dent., specijalistica oralne i dentalne patologije, u dijelu radnoga vremena na neodređeno vrijeme zaposlene su i na Medicinskom fakultetu, tako su ostvareni uvjeti da se prim. dr. sc. Marina Ognjenović, dr. med. dent., specijalistica oralne i dentalne patologije s parodontologijom, iz znanstvenoga zvanja znanstvene suradnice, u koje je izabrana 2007., izabere u znanstveno-nastavno zvanje docentice, što je otvorilo mogućnost osnutka Katedre.

Godine 2011. prim. dr. sc. Marina Ognjenović, dr. med. dent., specijalistica oralne i dentalne patologije s parodontologijom, izabrana je u znanstveno-nastavno zvanje docentice.

Kada su se 2012. godine sa završenom specijalizacijom na Studij vratile Antonija Tadin i Ivana Medvedec Mikić, osnovana je Katedra s doc. prim. dr. sc. Marinom Ognjenović, dr. med. dent., specijalisticom oralne i dentalne patologije s parodontologijom, kao pročelnicom Katedre.

Godine 2013. sa specijalizacije se vratio i Dario Repić.

Godine 2013. doktorirale su Antonija Tadin i Ivana Medvedec Mikić.

Dr. sc. Antonija Tadin 2013. godine izabrana je u znanstveno-nastavno zvanje više asistentice, a 2016. godine u znanstveno zvanje znanstvene suradnice.

Doc. prim. dr. sc. Marina Ognjenović, dr. med. dent., specijalistica oralne i dentalne patologije s parodontologijom, objavila je 9 CC radova i 12 radova citiranih u drugim međunarodnim časopisima.

Antonija Tadin objavila je 7 CC radova i 5 radova u drugim međunarodnim publikacijama.

Ivana Medvedec Mikić doktorirala je 2013. Autorica je 5 radova.

S osnutkom Katedre za pročelnicu je izabrana doc. prim. dr. sc. Marina Ognjenović, dr. med. dent., specijalistica oralne i dentalne patologije s parodontologijom, koja je pročelnica i sada.

University of Split School of Medicine and offered to start residency programmes in Endodontics and Restorative Dental Medicine.

In 2011, Assist Prof Marina Ognjenović, DMD, PhD, specialist in oral and dental pathology with parodontology and Katica Parat, DMD, PhD, specialist in oral and dental pathology with parodontology, started working as permanent part-time employees at the University of Split School of Medicine.

This provided the opportunity for Assist Prof Marina Ognjenović, DMD, PhD, specialist in oral and dental pathology with parodontology to be promoted from the position of Research Associate into the position of Assistant Professor in 2011, which enabled the establishment of the Department of Restorative Dental Medicine and Endodontics.

In 2012, after Antonija Tadin and Ivana Medvedec had completed their residency programmes, the Department of Restorative Dentistry and Endodontics was established. Since 2012, Assist Prof Marina Ognjenović, DMD, PhD, specialist in oral and dental pathology with parodontology, has been the Head of Department.

In 2013, Dario Repić, DMD completed his residency programme and joined the Department.

In 2013, Antonija Tadin and Ivana Medvedec Mikić were awarded their PhD degrees. Antonija Tadin, DMD, PhD, was promoted to the position of Senior Assistant in 2013.

Assist Prof Marina Ognjenović, DMD, PhD, specialist in oral and dental pathology with parodontology, has published 9 papers in journals indexed in Current Contents and 12 papers in other international publications.

Antonija Tadin, DMD, PhD, has published 7 papers in journals indexed in Current Contents and 5 papers in other international publications.

Ivana Medvedec Mikić, DMD, PhD, has published 5 scientific papers in various publications.

Space and working conditions

Courses are taught in the classrooms of the University of Split School of Medicine in Šoltanska 2, Split.

Smještaj i uvjeti rada

Nastava na Katedri odvija se u prostorima Medicinskoga fakulteta (teorijska nastava) u Šoltanskoj 2, Split, i na Stomatološkoj poliklinici (praktična nastava), A. G. Matoša 2, Split. Rad u praksi sastoji se od pretkliničkih i kliničkih vježba koje se odvijaju u prostoru posebno opremljenu za provođenje vježba i u specijalističkim ordinacijama Poliklinike.

Nastavna djelatnost

Nastava se odvija na predmetima triju kolegija:

1. Kolegij Endodoncije koji ima tri predmeta: Endodoncija I (na 4. godini studija), Endodoncija II (na 5. godini studija) i Endodoncija III (na 6. godini studija) i ima 1100 nastavnih sati.
2. Kolegij Restaurativna dentalna medicina koji ima četiri predmeta: dva obvezna predmeta: Restaurativna dentalna medicina I (3. godina studija) i Restaurativna dentalna medicina II (4. godina studija) i dva izborna predmeta: Klinička patologija tvrdih zubnih tkiva I (5. godina studija) i Klinička patologija tvrdih zubnih tkiva II (6. godina studija) s 1430 nastavnih sati.
3. Karijesologija (3. godina studija) ima 105 nastavnih sati.

Nastavno osoblje

Nastavnici su na Katedri:

1. doc. prim. dr. sc. Marina Ognjenović Mirošević, dr. med. dent., specijalistica oralne i dentalne patologije s parodontologijom, pročelnica Katedre od osnutka
2. doc. dr. sc. Ivana Medvedec Mikić, dr. med. dent., specijalistica endodoncije i restaurativne dentalne medicine
3. viša asistentica dr. sc. Antonija Tadin, dr. med. dent., specijalistica endodoncije i restaurativne dentalne medicine
4. poslijedoktorand dr. sc. Dario Repić, dr. med. dent., specijalist endodoncije i restaurativne dentalne medicine.

Svi nastavnici, prema svojem znanstveno-nastavnom stupnju, imaju udjela u nastavi u održavanju predavanja, seminara, vježba i ispita.

Znanstvena i stručna djelatnost Katedre

Svi zaposlenici Katedre bave se znanstvenim radom i objavili su velik broj znanstvenih radova. Doc. prim. dr. sc. Marina Ognjenović Mirošević objavila je 9 CC radova i 12 radova indeksiranih u drugim međunarodnim časopisima. Dr. sc. Ivana Medvedec Mikić autorica je 5 radova citiranih u CC i SCI_EXPANDED bazama podataka. Dr. sc. Antonija Tadin

The practice, preclinical and clinical, is performed in the offices of the Dental Outpatient Clinic in A.G.Matoša 2, Split.

Practical training comprises pre-clinical and clinical classes that are conducted in adequately equipped rooms for pre-clinical training and in specialist doctors' offices of the Dental Outpatient Clinic in A.G.Matoša 2, Split.

Teaching activities

The Department is responsible for the delivery of 3 courses:

1. The course in Endodontics comprises three sub-courses: Endodontics I (in the 4th year of study), Endodontics II (in the 5th year of study), and Endodontics III (in the 6th year of study), with a total of 1150 teaching hours.
2. The course in Restorative Dental Medicine has 1430 teaching hours and consists of four sub-courses: Restorative Dental Medicine I (612.5 teaching hours in the 3rd year of study) and Restorative Dental Medicine II (817.5 teaching hours in the 4the year of study) with two additional elective courses: Clinical Pathology of the Solid Dental Tissues I (in the 5th year of study) and Clinical Pathology of the Solid Dental Tissues II (in the 6th year of study).
3. The course in Cariesology has 105 teaching hours (in the 3rd year of study).

Teachers

The teachers of the Department are:

1. Assist Prof Marina Ognjenović Mirošević, DMD, PhD, specialist in oral and dental pathology and parodontology, Head of the Department
2. Assist Prof Ivana Medvedec Mikić, DMD, PhD, specialist in endodontics and restorative dental medicine
3. Antonija Tadin, DMD, PhD, senior assistant, specialist in endodontics and restorative dental medicine
4. Dario Repić, DMD, PhD, postdoctoral researcher, specialist in endodontics and restorative dental medicine

All teachers, in accordance with their academic positions, participate in the delivery of lectures, seminars, and practical classes as well as in administration of exams.

Scientific and professional activities

All the employees of the Department are actively engaged in scientific activities and have published a numbers of scientific papers.

Prim. Assist. Prof. Marina Ognjenović Mirošević, DMD, PhD, specialist in oral and dental pathology and parodontology,

objavila je 7 CC radova i 5 radova u drugim međunarodnim publikacijama.

Svi zaposlenici Studija nisu i zaposlenici Poliklinike na kojoj se provodi specijalističko zbrinjavanje pacijenata, a koja je jedina specijalistička klinička ustanova iz područja dentalne medicine na području Splita, stoga je stručni rad tih zaposlenika Katedre ograničen samo na rad s pacijentima u nastavi.

Perspektive razvoja Katedre

Budući da na Katedri nisu ostvareni uvjeti za rad svih zaposlenika na jednak način, potrebno je na Studiju otvoriti ordinacije za klinički rad i omogućiti pacijentima da se koriste znanjima i uslugama specijalista ove Katedre.

Head of the Department, has published 9 papers in journals indexed in Current Contents.

Not all the teachers of the Department are at the same time employees of the Dental Outpatient Clinic in Split, which is the only specialist institution of dental medicine that provides specialist dental care for patients. Thus, their professional work is restricted only to providing treatment to patients during the course of practical training.

Department plan

Since not all the employees have, under given circumstances, equal opportunities for work, scientific, and professional development, the priority would be to establish the Clinic as part of the Department.

This will bring benefits to all, especially to patients who will have the opportunity to use specialist knowldege and services provided by the teachers employed at the Department.

Publikacije objavljene u časopisima indeksiranima u bazi Current Contens 2007. – 2016.
Publications in journals indexed in Current Contents database during the period 2007-2016

Potpuni popis publikacija (12) nalazi se u elektroničkom obliku.
The complete list of publications (12) is enclosed in the digital format.

KATEDRA ZA FARMACIJU
DEPARTMENT OF PHARMACY

Prof. dr. sc. Darko Modun / Prof Darko Modun, PhD
Voditelj Studija / Head of Department

Povijest Katedre

Katedra za farmaciju osnovana je 1. listopada 2012. godine, a od početka ju vodi prof. dr. sc. Darko Modun. Katedra za farmaciju ustrojena je u znanstvenom polju farmacija i znanstvenoj grani farmacija da bi se isključivo usmjerila na problematiku iz polja farmacije i ujedno kvalitetno zadovoljile nastavne, znanstvene i stručne potrebe studija Farmacija. U tom je smislu osnovna zadaća Katedre provedba nastavnoga plana i programa za studente studija Farmacija na svih pet godina Studija.

U trenutku kada je osnovana, Katedra za farmaciju imala je samo jednoga člana (voditelja Katedre), a nisu joj bili dodijeljeni nijedan komad opreme te nijedan metar četvorni prostora. S vremenom Katedra je kadrovski značajno osnažena stručnjacima iz područja farmacije. Godine 2013. izabrano je 5 naslovnih asistentica (Ina Topić, Ana Petrić, Antonija Šarić (udana Banić), Marina Cokarić, Jelena Kačić) i 2 naslovne više asistentice (Arijana Meštrović, Marija Stipić), a Katedri su se tada još pridružili i naslovni profesor Siniša Tomić i naslovni predavač Mate Portolan. Godine 2014. Ana Šešelja Perišin izabrana je za asistenticu na Katedri za farmaciju, a Arijana Meštrović za naslovnu predavačicu. Godine 2015. Jelena Jelaska izabrana je za naslovnu asistenticu. Godine 2016.

History of the Department

Department of Pharmacy was established on October 1st 2012 and from the beginning Prof Darko Modun, PhD has been the appointed Head of Department. Department of Pharmacy was established in the scientific field of Pharmacy and scientific branch of Pharmacy to be exclusively focused on the issues from the field of pharmacy and at the same time meet the high-quality educational, research and professional needs of the Study of Pharmacy. In this sense, the basic task of the Department is the implementation of the curriculum for all five years of Pharmacy study.

At the time of foundation Department of Pharmacy had only one member (Head of Department), and not a single piece of equipment or a square meter of space were allocated to the Department. With time the Department was significantly strengthened with experts in the field of Pharmacy. During 2013 five Honorary Assistants were appointed (Ina Topić, Ana Petrić, Antonija Banić, Marina Cokarić and Jelena Kačić), and two Senior Assistants (Arijana Meštrović and Marija Stipić), Professor Siniša Tomić, and Lecturer Mate Portolan. In 2014 Ana Šešelja Perišin was appointed as a Teaching Assistant and Arijana Meštrović as a Lecturer. In 2015 Jelena Jelaska was appointed as an Assistant. In 2016 Josipa Bukić and

Josipa Bukić i Dario Leskur izabrani su za asistente, a Josipa Cvek za naslovnu višu asistenticu (poslijedoktorandicu).

Od svojega osnutka do 2014. godine Katedra za farmaciju koristila se prostorima i opremom Zavoda za temeljnu i kliničku farmakologiju. Godine 2014. soba 28 na 5. katu Medicinskoga fakulteta u Splitu („bivši" prostor računovodstva) dodijeljena je Katedri za farmaciju. Taj se prostor postupno opremao i adaptirao u novu svrhu te se sada u njemu istovremeno nalazi ured asistenata te opremljeni laboratorij koji služi i za nastavu na studiju Farmacija i za znanstvena istraživanja.

Prostorni i radni uvjeti

S obzirom na skromni početak, sadašnji uvjeti rada Katedre za farmaciju mogu se smatrati zadovoljavajućima. Opremljeni laboratorij površine 33 m^2 i izdvojeni ured s dvama radnim mjestima za asistente površine 17 m^2 u ovom trenutku zadovoljavaju prostorne potrebe, ali potrebno je razmišljati o daljnjem kadrovskom rastu Katedre koji je nužan. U sklopu opreme kojom se koristi na Katedri, uz uobičajene laboratorijske instrumente, može se izdvojiti spektrofotometar i HPLC.

Nastavna djelatnost (dodiplomska i poslijediplomska)

Osnovna je zadaća Katedre provedba nastavnoga plana i programa za studente studija Farmacija na svih pet godina Studija. Nastavnici Katedre za farmaciju održavaju nastavu iz sljedećih predmeta: 1. godina: Uvod u farmaciju, Farmaceutsko nazivlje i grafija, Društvena farmacija; 2. godina: Farmakognozija; 3. godina: Farmakopeja, Kakvoća prirodnih ljekovitih proizvoda, Kozmetologija, Fitoterapija; 4. godina: Biokemija lijekova, Magistralni pripravci, Farmaceutski oblici, Farmaceutsko zakonodavstvo, Istraživanje i razvoj lijekova; 5. godina: Farmaceutska skrb i samoliječenje, Klinička farmacija. Uz navedeno, članovi Katedre zaduženi su za organizaciju i provedbu stručne prakse u trajanju od 15 sati zasebno za prve četiri godine studija te za Stručno osposobljavanje u trajanju od 6 mjeseci na 5. godini Studija.

Od poslijediplomske nastavne aktivnosti članova Katedre mogu se izdvojiti tečajevi stalnoga medicinskog usavršavanja. Godine 2014. organiziran je tečaj „Suradnja liječnika obiteljske medicine i ljekarnika u području racionalne farmakoterapije", a 2015. tečaj „Ljetna škola kliničke farmacije" koji se 2016. ponovno održao pod nazivom „Ljetna škola kliničke farmacije – početna i napredna razina".

Dario Leskur were appointed as Assistants, and Josipa Cvek as a Senior Assistant.

From its establishment until 2014, the Department of Pharmacy was using the equipment and premises of the Department for Basic and Clinical Pharmacology. In 2014, room 28 on the fifth floor of the School Of Medicine, University Of Split main building ("former" physical space of Finance Office) was allocated to the Department of Pharmacy. It has been gradually equipped and adapted to the new purpose and now it is used as an office for Assistants and also as a fully equipped laboratory for teaching and scientific research.

Space and working conditions

In regards to its humble start, the current conditions of the Department of Pharmacy may be considered satisfactory. The equipped laboratory with area of 33 m^2 and a separate office for two Assistants, with area of 17 m^2, meet the area requirements at present, but it is important to consider the necessary employee growth in the future. A spectrophotometer and a HPLC unit can be pointed out as parts of the equipment used at the Department, in addition to the usual laboratory instruments,

Teaching activities

The main task of the Department is the implementation of the curriculum for Pharmacy students in all five years of study. Teachers of the Department of Pharmacy held classes in the following subjects: 1st year: Introduction to pharmacy, Pharmaceutical nomenclature, Social pharmacy; 2nd year: Pharmacognosy; 3rd year: Pharmacopoeia, Quality of natural medicinal products, Phytotherapy, Cosmetology; 4th year: Drug biochemistry, Pharmaceutical legislation, Pharmaceutical formulations, Extemporaneous preparations, Drug Research & Development; 5th year: Pharmaceutical care and self-medication, Clinical pharmacy. In addition, the members of the Department are responsible for the organization and implementation of both Professional practice, for a period of 15 hours separately for the first four years of study, and the Professional training, for a period of six months in the 5th year of study.

In regards to the postgraduate teaching activities of the Department members, courses of continuing medical education can be emphasized. The course "Collaboration of family physicians and pharmacists in the field of rational pharmacotherapy" was organized in 2014. The course "Summer School of Clinical Pharmacy" was organized in 2015 and again

Nastavno i suradničko osoblje Studija / *Teaching and Associate Staff of the Study:*
prof. dr. sc. Darko Modun, Josipa Bukić, mag. pharm., Jelena Kačić, mag. pharm., Antonija Banić, mag. pharm., Ana Šešelja Perišin, mag. pharm., Jelena Jelaska, mag. pharm., Ana Petrić, mag. pharm., Dario Leskur, mag. pharm. i Mate Portolan, mag. pharm.

Nastavno i suradničko osoblje

Članovi su Katedre za farmaciju: prof. dr. sc. Darko Modun (pročelnik), Ana Šešelja Perišin, mag. pharm. (asistentica), Josipa Bukić, mag. pharm. (asistentica), Dario Leskur, mag. pharm. (asistent), izv. prof. dr. sc. Siniša Tomić (naslovni profesor), Mate Portolan, mag. pharm. (naslovni predavač), dr. sc. Arijana Meštrović, mag. pharm. (naslovna predavačica), dr. sc. Marija Stipić, mag. pharm. (naslovna viša asistentica), dr. sc. Josipa Cvek mag. pharm. (naslovna viša asistentica), mr. sc. Ina Topić, mag. pharm. (naslovna asistentica), Ana Petrić, mag. pharm. (naslovna asistentica), Antonija Banić, mag. pharm. (naslovna asistentica), Marina Cokarić, mag. pharm. (naslovna asistentica), Jelena Kačić, mag. pharm. (naslovna asistentica), Jelena Jelaska, mag. pharm. (naslovna asistentica).

Stručna i znanstvena djelatnost (projekti, organizacija znanstvenih skupova, doktorirali i magistrirali 2012. – 2016.)

Nastavnici Katedre za farmaciju organizirali su i proveli javnozdravstveni projekt „Primarna prevencija kardiovaskularnih bolesti u ljekarni" kao zajednički projekt Medicinskoga fakulteta u Splitu i Ljekarna Splitsko-dalmatinske županije. in 2016, this time as "Summer School of Clinical Pharmacy - beginner and advanced level ".

Teaching and associate

Members of the Department of Pharmacy are as follows: Prof Darko Modun, PhD (Head), Ana Šešelja Perišin, MPharm (Assistant), Josipa Bukić, MPharm (Assistant), Dario Leskur, MPharm (Assistant), Siniša Tomić, PhD (Associate Professor), Mate Portolan, MPharm (Lecturer), Arijana Meštrović, MPharm, PhD (Lecturer), Marija Stipić, MPharm, PhD (Senior Asistant), Josipa Cvek, MPharm, PhD (Senior Assistant), Ina Topić, MPharm, MSc (Assistant), Ana Petrić, MPharm (Assistant), Antonija Banić, MPharm (Honorary Assistant), Marina Cokarić, MPharm (Assistant), Jelena Kačić, MPharm (Assistant), Jelena Jelaska, MPharm (Assistant).

Professional and scientific activities (projects, organization of research meetings, Master's and PhD theses at the Department during the period 2012 - 2016)

Teachers of the Department of Pharmacy have organized and conducted public-health project "Primary prevention of cardiovascular disease in community pharmacies", a joint

Asistentice Antonija Banić, Jelena Kačić i Marina Cokarić završile su poslijediplomski stručni studij Klinička farmacija Farmaceutsko-biokemijskoga fakulteta u Zagrebu. Asistentica Ana Šešelja Perišin provela je sva istraživanja koja su dio njezine doktorske disertacije te je u postupku prijave doktorske disertacije.

Plan razvoja (kadrovi, nastava, znanstveni rad)

Premda Katedra za farmaciju u ovom trenutku ima razmjerno puno članova, vidljivo je da je većina članova u naslovnim zvanjima. Stoga je u sljedećem razdoblju planirano, s obzirom na financijsko stanje u državi i realne mogućnosti Sveučilišta u Splitu, zaposliti 2-3 ljudi na Katedri za farmaciju. Uz to, za daljnji razvoj postojećih članova Katedre planirano je naslovne asistentice (magistre farmacije) usmjeriti prema doktorskom studiju na Medicinskom fakultetu u Splitu da bi se omogućilo stjecanje doktorata i dodatno učvrstilo vezu između Katedre, tj. Medicinskoga fakulteta i ljekarna, tj. struke.

U sklopu Katedre za farmaciju izvodi se više od 1000 norma-sati nastave, što je značajno nastavno opterećenje te naglašava potrebu za novim specijaliziranim i stručnim kadrovima.

U postupku je izrada, priprema i publiciranje znanstvenih radova iz dvaju zasebnih područja:

1. interprofesionalna suradnja između liječnika i ljekarnika (tema doktorske disertacije asistentice Ane Šešelja Perišin);
2. primarna prevencija kardiovaskularnih bolesti u ljekarnama (tema doktorske disertacije asistentice Antonije Banić). Osim toga, u postupku je organizacija i provedba znanstvenih istraživanja na temu učinaka različitih farmaceutskih formulacija tzv. morskog ulja na liječenje određenih dermatoloških oboljenja.

Nakon što mlađi članovi Katedre za farmaciju upišu doktorski studij na Medicinskom fakultetu u Splitu, očekuje se daljnji zamah u znanstvenom radu i publikacijama iz područja farmacije.

project of the University of Split, School of Medicine and Pharmacies in Split-Dalmatia County. Assistants Antonija Banić, Jelena Kačić and Marina Cokarić completed post-graduate professional study of Clinical Pharmacy at Faculty of Pharmacy and Biochemistry, University of Zagreb. Assistant Ana Šešelja Perišin has conducted all research required for her doctoral thesis, and she is in the process of registration of her doctoral thesis.

Development plan

Although the Department of Pharmacy now consists of a relatively high number of members, it is evident that majority of them are honorary members. Therefore, it is planned to fully employ 2 to 3 members in the Department in the future, considering the current financial situation in the country and possibilities within the University of Split. Moreover, in regards to further staff development, it is planned that Honorary Assistants enroll PhD Study at the University of Split, School of Medicine in order to obtain doctoral degree and thus further strengthen the link between the Department and the community pharmacies (the profession).

More than 1000 standardized teaching hours are conducted at Department of Pharmacy which represents substantial workload and emphasizes the need for new specialized and professional staff.

Drafting, preparation and publication of scientific papers is in progress for two separate areas:

1. Inter-professional collaboration between physicians and pharmacists (doctoral thesis topic by Assistant Ana Šešelja-Perišin)
2. Primary prevention of cardiovascular diseases in community pharmacies (doctoral thesis topic by Assistant Antonija Banić).

Furthermore, the organization and implementation of scientific research on the effects of different pharmaceutical preparations of "sea oil" in the treatment of various dermatological diseases is in process.

Further development in the scientific work and publications in the field of Pharmacy is expected when younger members of the Department of Pharmacy enroll PhD Study at the University of Split, School of Medicine.

Udžbenici, poglavlja u udžbenicima i monografije 2012. – 2016.

Textbooks, chapters in books and monographs, 2012 - 2016

1. Darko Modun, glavni urednik posebnog broja časopisa „Oxidative Medicine and Cellular Longevity" pod nazivom "Nitric Oxide-Related Oxidative Stress and Redox Status in Health and Disease", Hindawi Publishing Corporation, 2014.
2. Darko Modun, glavni urednik knjige Sveučilišta u Splitu „Priručnik o virtualnim pokusima iz farmakologije", Medicinski fakultet Sveučilišta u Splitu, 2013.

Publikacije objavljene u časopisima indeksiranima u bazi Current Contens 2007. – 2016.

Publications in journals indexed in Current Contents database during the period 2007-2016

Potpuni popis publikacija (13) nalazi se u elektroničkom obliku.

The complete list of publications (13) is enclosed in the digital format.

HRVATSKI CENTAR ZA GLOBALNO ZDRAVLJE
CROATIAN CENTRE FOR GLOBAL HEALTH

Hrvatski centar za globalno zdravlje (HCGZ) ustrojbena je jedinica Medicinskoga fakulteta u Splitu osnovana 14. veljače 2008. godine na temelju ideje o stvaranju suvremene znanstvene jedinice koja će moći odgovoriti na trenutne i buduće izazove u globalnom zdravlju. Osnovna je djelatnost Centra stvaranje novih ideja, pretočenih u znanstvene projekte, s ciljem otkrivanja novih znanja primjenjivih za unaprjeđenje zdravlja ljudi u čitavom svijetu HCGZ je osnovan na inicijativu tadašnjeg dekana prof. dr. sc. Stipana Jankovića, a na zajednički prijedlog suosnivača prof. dr. sc. Ane Marušić i prof. dr. sc. Igora Rudana. Prvi voditelj HCGZ-a je bio prof. Rudan kojeg je 2011. godine naslijedio prof. Ozren Polašek.

HCGZ se sastoji od pet odjela:

1. Odjel za velika populacijska istraživanja
2. Hrvatski Cochrane
3. Odjel za međunarodno znanstveno komuniciranje
4. Odjel za međunarodnu zdravstvenu politiku
5. Odjel za ekogenetiku

Odjel za velika populacijska istraživanja

Odjel za velika populacijska istraživanja objedinjuje aktivnosti i znanstvenoistraživačke projekte u program „10,001 Dalmatinac – Hrvatska biobanka". Osnovni je cilj programa stvoriti cjeloviti resurs za istraživanje genetičkih, okolišnih i društvenih odrednica zdravlja i bolesti, posebice kroničnih bolesti koje su vodeći uzrok smrti u Hrvatskoj i drugim razvijenim zemljama.

Program je započeo 1999. godine pod nazivom „1,001 Dalmatinac" s ciljem uključivanja po stotinu ispitanika iz deset naselja na hrvatskim otocima. S vremenom je inicijativa prerasla te okvire i program je dobio novi cilj i ime – „10,001 Dalmatinac". Do 2014. u program je uključeno ukupno 4,875 ispitanika sa šest jadranskih otoka – Suska, Raba, Lastova, Mljeta, Visa i Korčule te grada Splita.

Croatian Centre for Global Health (CCGH) is an integral part of the University of Split School of Medicine, founded on 14 February 2008 on the idea of creating a modern research centre which can meet current and future challenges in global health. The main activity of the Centre is creating new ideas which become research projects with the aim of making new discoveries for improvement of health worldwide. The initiative came from the dean, Professor Stipan Janković based on the proposal of co-founders Professor Ana Marušić and Professor Igor Rudan. The first Head of the CCGH was Professor Igor Rudan, followed by Associate Professor Ozren Polašek in 2011.

CCGH consists of five sections:

1. Section for Large Population Studies
2. Cochrane Croatia
3. Section for International Scientific Communication
4. Section for International Health Policy
5. Section for Ecogentics

Section for large population studies

Section for large population studies integrates several activities and research projects into the "10,001 Dalmatians - Croatian Biobank" program. The main objective of this program is to create a comprehensive resource for the study of genetic, environmental and social determinants of health and diseases with emphasis on chronic diseases which are the leading cause of death in Croatia and other developed countries.

The program started in 1999 under the name "1,001 Dalmatians" with the aim of including one thousand participants from ten localities on different Croatian islands (one hundred participants from each locality). Over time, the initiative has evolved and the program was given a new objective and name – "10,001 Dalmatians". By 2015, the program included 4,875 participants from six Adriatic islands (Susak, Rab, Lastovo, Mljet, Vis and Korcula), and from the city of Split.

Program provodi istraživački tim Hrvatskoga centra za globalno zdravlje Medicinskoga fakulteta u Splitu, koji se sastoji od zdravstvenih djelatnika i posebno obrazovanih suradnika za terenski rad. Uz djelatnike Centra, provedbu ovog programa potpomažu i lokalne zajednice, koje su prepoznale značenje i vrijednost ove inicijative. Kako program istražuje odrednice zdravlja i bolesti, u sebi objedinjuje i istraživanje i društvenu korist, u obliku provedbe opširnoga zdravstvenog pregleda. Za svakoga ispitanika provedena su klinički i znanstveno važna mjerenja te su prikupljeni podatci o obrascima ponašanja i životnim navikama. Nakon provedbe pregleda, svakomu ispitaniku objašnjeni su rezultati pregleda, a po potrebi pruženi su savjeti i upute o tome kako dodatno poboljšati svoje zdravlje i spriječiti pojavu bolesti.

Program „10,001 Dalmatinac" financira se iz hrvatskih i međunarodnih izvora. Domaći izvori uključuju projekte Ministarstva znanosti obrazovanja i športa (216-1080315-0302, 0108330, projekt nabavke kapitalne opreme) i Hrvatske zaklade za znanost (GlycoIgG). Međunarodni izvori financiranja uključuju projekte *Medical Research Councila* iz Velike Britanije i projekte Europske Unije iz projektnoga ciklusa FP6 (EUROSPAN) i FP7 (BBMRI, ESGI).

Dosadašnji istraživački rezultati ovoga programa pomogli su u shvaćanju metabolizma mokraćne kiseline, razine krvnoga tlaka, plućne funkcije, vida, razine masnoća u krvi, pojave mjesečnice i menarhe, regulacije sna, pušenja i razine glikana. Svi ti rezultati temelje se na analitičkome modelu nazvanu genomska analiza povezanosti (engl. *genome-wide association study*). Glavni je pristup te metode analiza povezanosti velikoga broja genskih biljega s analiziranim svojstvom. Primjenom te metode znanstvenici uključeni u rad programa „10,001 Dalmatinac" još 2010. postigli su da Hrvatska bude na 20. mjestu u svijetu po primjeni genomske analize povezanosti.

Hrvatski Cochrane

Hrvatski Cochrane, kao ogranak Cochrane kolaboracije, osnovan je 2008. godine. Za ideju o osnivanju Hrvatskoga Cochranea zaslužan je kanadski profesor Peter Tugwell koji je 2007. posjetio Medicinski fakultet u Splitu s idejom uključivanja splitskih znanstvenika u aktivnosti Cochrane kolaboracije, neprofitne organizacije koja se bavi izradom i promicanjem sustavnih pregleda literature i medicine utemeljene na dokazima. U osnivanju Hrvatskoga Cochranea ključni su bili tadašnji dekan prof. dr. sc. Stipan Janković te profesori Ana i Matko Marušić. Prva direktorica ogranka postala je

The program is carried out by the research team working at the Croatian Centre for Global Health, School of Medicine in Split. The team is composed of medical professionals and staff trained for field work. The implementation of this program is supported by the local communities that recognized the importance and value of this initiative. This program unites research and social benefit through a comprehensive medical examination. Clinically and scientifically important measurements and data on behavioral patterns and lifestyle are collected for each participant. The results of the medical examination are explained to each participant and, if needed, advice and instructions on how to further improve their health and prevent disease are provided.

The 10,001 Dalmatians program is funded from Croatian and international sources. Croatian sources of financing include projects of the Ministry of Science, Education and Sports (216-1080315-0302, 0108330, procurement of capital equipment) and the Croatian Science Foundation (GlycoIgG). International sources of financing include the UK Medical Research Council projects and the FP6 (EUROSPAN) and FP7 (BBMRI, ESGI) projects.

Previous research results of this program have helped in understanding the metabolism of uric acid, blood pressure levels, lung function, eye traits, blood lipid levels, onset of menarche and menopause, sleep regulation, smoking and levels of glycan, based on the genome-wide association study (publications). The main approach of this method is the analysis of the association of a large number of genetic markers with the observed trait. By using this method, the scientists involved in the 10,001 Dalmatians program put Croatia on the 20th place in the world for the use of genome-wide analysis.

Cochrane Croatia

Cochrane Croatia was founded in year 2008 as the branch of The Cochrane Collaboration. The idea of the establishment of Cochrane Croatia is credited to Canadian Professor Peter Tugwell, who in 2007 visited the School of Medicine in Split with the idea of inclusion of Split scientists into the activities of The Cochrane Collaboration, a non-profit organization devoted to making and disseminating systematic reviews of literature and evidence-based medicine (EBM). Former dean Professor Stipan Janković and Professors Ana and Matko Marušić offered crucial support for establishing Cochrane Croatia. The first Cochrane Croatia director was Professor Livia Puljak, followed by Assistant Professor Dario Sambunjak,

8. Hrvatski Cochrane simpozij na Medicinskom fakultetu u Splitu / *8th Croatian Cochrane Symposium held at the School of Medicine in Split, 2016*

izv. prof. dr. sc. Livia Puljak, potom dr. sc. Dario Sambunjak i doc. dr. sc. Irena Zakarija Grković kao sudirektori. Danas Hrvatski Cochrane vode doc. dr. sc. Irena Zakarija Grković i dr. sc. Tina Poklepović kao sudirektorice. Hrvatski Cochrane dobio je od Ministarstva znanosti, obrazovanja i sporta niz projekata popularizacije znanosti koji su omogućili povezivanje s neprofitnim udrugama iz područja zdravstva te promicanje medicine utemeljene na dokazima među laicima i zdravstvenim radnicima. Svake godine organizira se Hrvatski Cochrane simpozij koji okuplja interdisciplinarne stručnjake iz Hrvatske i inozemstva.

Također je pokrenuta mrežna stranica Dokazi u medicini na kojoj građani mogu postaviti pitanja o djelotvornosti i sigurnosti pripravaka i terapija iz alternativne medicine, na koja volonterski odgovara tim od 30 znanstvenika. U okviru još jednoga takva projekta započelo je prevođenje laičkih sažetaka na hrvatski jezik te je do danas prevedeno preko 2000 Cochrane laičkih sažetaka. Trenutno Hrvatski Cochrane ima 16 partnerskih organizacija u zemlji i inozemstvu. Osim voditeljice ureda Hrvatskoga centra za globalno zdravlje, Dalibore Behmen, koja dijelom svojega radnog vremena podupire aktivnosti Hrvatskoga Cochranea, svi drugi koji su angažirani oko Hrvatskoga Cochranea doniraju svoje vrijeme kako bi se održavale Cochrane aktivnosti. Hrvatski Cochrane ima važnu ulogu za razvoj znanosti na Medicinskom fakultetu u Splitu

and finally Dario Sambunjak and assistant professor Irena Zakarija-Grković as co-directors. Currently Professor Irena Zakarija-Grković and Tina Poklepović Peričić, DMD are co-directors of Croatian Cochrane.

With the help of several grants for popularization of science, awarded by the Croatian Ministry of Science and Education, links with non-profit patient organizations were established and EBM is regularly promoted among healthcare workers and lay audiences. Croatian Cochrane Symposium is organized each year, which gathers interdisciplinary experts from Croatia and abroad.

One such project enabled development of an Internet portal Evidence in medicine, where citizens can ask questions about efficacy and safety of alternative therapies and diagnostic procedures, and a volunteer team of 30 scientists respond to their questions. Another science promotion project enabled first translations of Cochrane plain language summaries (PLSs) into Croatian language and more than 2000 PLSs have been translated into Croatian language until today. Cochrane Croatia currently has 16 formal collaborations with various organizations in Croatia and abroad. Besides Dalibora Behmen, Head of office of Croatian centre for global health, who devotes part of her working time to Cochrane Croatia activities, all activities of Cochrane Croatia are run by volunteers. Cochrane Croatia has an important role in building research capacities at the School of Medicine in Split, and contributes

te doprinosi kvaliteti relevantnih nastavnih predmeta na diplomskim i poslijediplomskim programima.

Odjel za međunarodno znanstveno komuniciranje

Ovaj odjel bavi se sustavnim promicanjem vještina znanstvene komunikacije i znanstvene čestitosti u medicinskoj akademskoj zajednici. Znanstveni članci najvažniji su način komunikacija među znanstvenicima i glavno mjerilo znanstvene izvrsnosti pojedinačnih znanstvenika i znanstvenih ustanova, te najpotpuniji dokumentirani zapis znanstvenoga istraživanja dostupan javnosti. Jedan od velikih problema u suvremenoj znanosti je sve veća učestalost nečasnoga znanstvenoga ponašanja, te nedostatak sustavne izobrazbe u odgovornoj provedbi istraživanja i znanstvenoj čestitosti.

Odjel za međunarodno zdravlje

Odjel za međunarodnu zdravstvenu politiku bavi se sustavnim pronalaženjem i dokumentiranjem izvora vjerodostojnih informacija o zdravlju; osmišljavanjem metodologija kojima se te informacije mogu pretočiti u konkretne savjete osobama u međunarodnom zdravstvu koji donose odluke o investiranju u zdravstvenu skrb i zdravstvena istraživanja; te evaluacijom rezultata različitih pristupa određivanju prioriteta kod investiranja u zdravstvenu skrb i zdravstvena istraživanja. Odjel također nudi savjetničke usluge pri kreiranju zdravstvene politike i investiranju u zdravstvenu zaštitu. Jedna od aktivnosti je i organizacija Ljetne škole globalnog zdravlja, na kojoj je od 2013. sudjelovalo 11 studenata iz Amerike i Norveške.

Odjel za ekogenetiku

Odjel za ekogenetiku bavi se istraživanjem zdravstvenih učinaka međudjelovanja nasljeđa i okoliša. U okviru odjela za ekogenetiku istražuju se odrednice mediteranskog načina života, i to posebice obrasca prehrane i konzumacije vina. Kao jedna od vodećih ideja ovog Odjela ocrtava se i provedba intervencijskih istraživanja, u kojima će se za ispitanike poznatog genotipa provoditi pojedinačna istraživanja učinaka prehrane na tjelesne funkcije. Jedan od aktivnih prijedloga za istraživanje uključuje i analizu osjeta okusa, nakon razdoblja smanjenog unosa soli, kako bi se izmjerili učinci koje ima povećan unos soli na osjet okusa i posljedično na obrazac prehrane.

to higher quality of teaching in the School's undergraduate and graduate programs.

Section for International Scientific Communication

This section deals with the systematic promotion of skills of scientific communication and research integrity in medical academia. Research papers are the most important way of communication between scientists and the main criterion of scientific excellence of individual researchers and research institutions, and the most complete documented record of scientific research available to the public. One of the major problems in modern science is the increasing incidence of dishonest scientific conduct, and the lack of systematic training in the responsible conduct of research and research integrity.

Section for International Health Policy

Section for International Health Policy deals with the systematic finding and documenting sources of credible information about health; devising methodology by which this information can be translated into specific advice for decision-makers in the international health care on how to invest in health care and health research; and evaluation of the results of different approaches to setting priorities for investments in health care and health research. It also offers consulting services in the creation of health policy and investment in health care. One of the activities includes the organization of the Summer School of Global Health which welcomed 11 students from the USA and Norway since 2013.

Section for Ecogenetics

Section for Ecogenetics studies the health effects of the interaction of hereditary and environmental factors. This section investigates the determinants of the Mediterranean lifestyle, in particular of the Mediterranean diet and wine consumption effects. One of the main ideas is the conducting intervention research, in which individual research of the effects of diet will be conducted on subjects with a known genotype. One of the proposals for research involves the analysis of taste after a period of a reduced salt intake, in order to measure the effects of an increased salt intake on the sense of taste and consequently on the diet pattern.

izv. prof. dr. sc. Ozren Polašek / Assoc Prof Ozren Polašek, MD, PhD
izv. prof. dr. sc. Livia Puljak / Assoc Prof Livia Puljak, MD, PhD
doc. dr. sc. Irena Zakarija-Grković / Assist Prof Irena Zakarija-Grković, MD, PhD

DOKTORSKA ŠKOLA

DOCTORAL SCHOOL

POSLIJEDIPLOMSKI DOKTORSKI STUDIJI

POSTGRADUATE DOCTORAL PROGRAMMES

KLINIČKA MEDICINA UTEMELJENA NA DOKAZIMA
EVIDENCE-BASED CLINICAL MEDICINE

prof. dr. sc. Željko Dujić /
Professor Željko Dujić, MD, PhD

akademik Stjepan Gamulin /
Academician Stjepan Gamulin

Biomedicina današnjice u svojevrsnoj je krizi akademske kliničke medicine, što podrazumijeva klinička istraživanja i podučavanje, u odnosu na golemi napredak temeljnih biomedicinskih spoznaja te preplavu medicinskih informacija često upitne vrsnoće. Takvo je stanje potaklo raspravu na svjetskoj razini o stanju i daljnjem razvoju kliničke medicine. Medicina utemeljena na dokazima (engl. *evidence-based medicine*, EBM) vodi kritičkoj procjeni znanstvenih spoznaja glede njihove znanstvene vrsnoće, kliničke primjenjivosti te potiče translacijska istraživanja usmjerena primjeni temeljnih biomedicinskih spoznaja u kliničkoj praksi.

Temeljni razlog za pokretanje doktorskoga studija Medicina utemeljena na dokazima (EBM) jest poticaj razvoju kliničkih istraživanja koji pridonose razumijevanju etiopatogeneze bolesti, unapređuju dijagnostiku, terapiju i prevenciju te poboljšavaju pouzdanost prognoze. Takva translacijska istraživanja prenose rezultate bazičnih istraživanja u kliničku praksu integrirajući ih s kliničkim iskustvom i značajkama bolesnika. Medicina utemeljena na dokazima nezaobilazni je postupak u kliničkim istraživanjima, ali i u rješavanju svakodnevne kliničke problematike. To je svjesna, jasna i razborita primjena najboljih mogućih dokaza pri odlučivanju o skrbi pojedinoga bolesnika. Postupak EBM obuhvaća

Due to a huge progress in basic biomedical knowledge and medical information overload, with some of the research data being of suspicious quality, biomedicine is going through a so-called academic clinical medicine crisis, which also affects clinical research and education. This situation has triggered a global discussion about the state and further development of clinical medicine. Evidence-based medicine (EBM) allows for a critical appraisal of scientific knowledge with respect to its scientific quality and clinical applicability, and it also stimulates translational research, i.e. the use of basic biomedical knowledge in clinical practice.

The main reason for starting PhD program Evidence-Based Medicine was to stimulate the development of clinical research that contributes to our understanding of etiopathogenesis of diseases, improves diagnostic methods, therapy and prevention, and increases the reliability of prognosis. It transfers translational research results or basic research findings into clinical practice and integrates them with clinical experience and patient characteristics. EBM is an essential method in clinical research and everyday clinical practice. It is an intentional, clear, and reasonable use of the best possible evidence available in decision-making about individual patient treatment. The EBM method includes finding

pronalaženje znanstvenoistraživačkih rezultata, njihovu kritičku procjenu glede pouzdanosti, kliničke valjanosti i primjenjivosti, primjenu i procjenu uspješnosti primjene glede unapređenja skrbi bolesnika. Stoga medicina utemeljena na dokazima pruža nepristrani i svrsishodni postupak prilaženju istraživačkomu problemu, kritičkomu postavljanju problematike i hipoteze istraživanja te vrednovanju i tumačenju rezultata.

Doktorski studij Medicina utemeljena na dokazima tako je koncipiran da osposobljava polaznike za kliničke znanstvenike, kompetentne u provođenju različitih oblika translacijskih i kliničkih istraživanja te primjeni medicine utemeljene na dokazima u kliničkoj praksi.

Medicina utemeljena na dokazima zastupljena je u poslijediplomskim studijima velikoga broja prestižnih medicinskih škola u svijetu, primjerice Evidence Based Medicine Centre, Institute of Health Sciences, Oxford, Velika Britanija i McMaster University, Hamilton, Canada, s velikom ponudom različitih oblika nastave i međufakultetske suradnje uz potporu državnih institucija (primjerice National Institute of Health u SAD-u). To ukazuje na značenje i aktualnost medicine utemeljene na dokazima na svjetskoj razini.

Medicina utemeljena na dokazima interaktivno je povezana s procjenom i unapređenjem vrsnoće medicinske skrbi jer obuhvaća kritičko vrednovanje provedenih postupaka, odnosno primjene rezultata istraživanja u kliničkoj praksi. Također, procjena stanja, postupci unapređenja i vrednovanja rezultata u sustavu unapređenja vrsnoće medicinske skrbi služe se postupcima EBM-a.

Sustavna primjena medicine utemeljene na dokazima i unapređenja vrsnoće medicinske skrbi nezaobilazni je uvjet razvoja suvremene kliničke medicine i zdravstvene službe općenito. Jedan je od ciljeva doktorskoga studija izgraditi jezgru kompetentnih znanstvenika kliničara, koji će u našoj sredini potaknuti primjenu medicine utemeljene na dokazima i postupaka unapređenja medicinske skrbi u kliničkoj svakodnevnici.

Ovaj je poslijediplomski doktorski program zasnovan na istraživanju i doktorskoj disertaciji. Program godišnje vrijednosti 60 ECTS bodova, trajanja tri godine, koji se bavi pretežito kliničkim istraživanjima, sastoji od obveznoga dijela nastave te izbornoga dijela koji student samostalno izabire ovisno o svojim afinitetima. Biomedicina spada u nacionalne

scientific results, critically assessing their reliability, clinical validity, and applicability, using them in practice, and evaluating their utility in patient care improvement. In other words, EBM is an objective and purposeful method for approaching a research problem, generating a hypothesis, and evaluating and interpreting the results.

The PhD program Evidence-Based Medicine is designed to help students become clinical scientists competent in different types of translational and clinical research and application of EBM in clinical practice.

EBM has been taught as part of graduate programs at many prestigious medical schools worldwide, such as Evidence Based Medicine Centre at the Institute of Health Sciences Oxford in Great Britain or McMaster University in Hamilton, Canada, through different teaching modalities and interuniversity cooperation supported by state institutions (e.g. National Institute of Health, USA). This indicates the significance and current importance of EBM at global level.

EBM is interactively linked to the assessment and improvement of health care quality because it includes critical appraisal of procedures, i.e. applies research results in clinical practice. EBM methods are also used in the assessment of health care quality and evaluation of the methods and results of healthcare quality improvement.

The systematic use of EBM and healthcare quality improvement are an essential prerequisite for the development of modern clinical medicine and healthcare in general. One of the goals of PhD studies is to build a core of competent clinical scientists who will stimulate the use of EBM in our setting and use of healthcare quality improvement in everyday clinical practice.

The program is based on research and doctoral dissertation, lasts 3 years, and carries 60 ECTS. It is mostly focused on clinical research and consists of required and elective courses chosen by students according to their affinities. Biomedicine is one of the national strategic scientific priorities, and competences acquired by students during this PhD program are important for the development of medical science in the Republic of Croatia.

There has been no organized approach to EBM in Croatia. EBM is not part of either undergraduate or graduate programs at our medical schools, except for a single course (Evidence

strateške znanstvene prioritete, a kompetencije koje će se steći na ovom studiju bitne su za razvitak kliničke medicinske znanosti u Republici Hrvatskoj.

U našoj sredini do sada ne postoji organizirani pristup medicini utemeljenoj na dokazima. U dodiplomskoj i poslijediplomskoj nastavi, osim jednoga predmeta (Medicinska praksa zasnovana na dokazima, 16 sati) u doktorskom studiju Biomedicina i zdravstvo Medicinskoga fakulteta u Zagrebu, medicina utemeljena na dokazima nije zastupljena u nastavnim programima naših medicinskih fakulteta. Na fakultetima ni u kliničkim bolnicama ne postoje organizirani oblici (centri, povjerenstva) potpore i provođenja medicine utemeljene na dokazima i vrsnoće medicinske skrbi. Sve to ukazuje na veliko zaostajanje naše sredine za svjetskim stremljenjima te opravdanost doktorskoga studija Klinička medicina utemeljena na dokazima. U tom smislu uspostavljanje suradnih istraživanja između kliničkih bolnica u RH potaknut će i budući razvoj zajedničkih kliničkih istraživanja, ne samo s državnim već i privatnim zdravstvenim ustanovama.

Medicinski fakultet u Splitu 1999./2000. ustrojava poslijediplomski znanstveni studij Temeljne i kliničke medicinske znanosti s trima smjerovima: Klinička fiziologija, Športska medicina i Klinička medicina (studij je trajao do 2006.). Voditelj je bio prof. dr. sc. Željko Dujić. U to vrijeme poslijediplomski studiji biomedicine na medicinskim fakultetima u Zagrebu i Rijeci orijentirani su temeljnim medicinskim znanostima i praktično nije postojao sustavan način izobrazbe kliničkih znanstvenika.

Godine 2008. organizira se doktorski studij Klinička medicina utemeljena na dokazima (EBM) koji je svojevrsni nastavak poslijediplomskoga studija Temeljne i kliničke medicinske znanosti. Stari je studij završilo više od 60 % polaznika, što je značajno više od postotka završavanja sličnih doktorskih studija u RH iz toga razdoblja, a i danas. Na temelju tih više od 100 doktorata znanosti, naša Bolnica ponovno je dobila status KBC-a. Mnogi od tih doktora znanosti sada su predstojnici klinika, odjela i zavoda KBC-a te uvaženi profesori i nastavnici našega Fakulteta.

Na Kliničkoj medicini utemeljenoj na dokazima očekujemo još veću uspješnost završavanja jer se radi o manjim skupinama studenata koji se upisuju (oko 20 godišnje) i interaktivnoj nastavi od koje studenti dobiju puno više znanja i kompetencija. Budući da se radi o studiju koji upisuju gotovo isključivo doktori medicine, još se ne može govoriti o uspješnosti

Based Medical Practice, 16 hours) within the PhD program Biomedicine and Healthcare at the Zagreb University School of Medicine. There is neither organized support (centers, committees) of EBM and healthcare quality improvement at medical schools nor their application in university hospitals. In this respect, we lag behind the world trends. It speaks for the justifiability of the doctoral program Evidence-based Medicine. Establishing a collaborative research cooperation between university hospitals in Croatia will stimulate the future development of joint clinical research with both public and private healthcare institutions.

In 1999/2000, the University Of Split School Of Medicine launched three graduate programs within the Basic and Clinical Medical Sciences studies: Clinical Physiology, Sports Medicine, and Clinical Medicine (discontinued in 2006). The program director was Professor Željko Dujić. At that time, graduate studies in biomedicine at medical schools in Zagreb and Rijeka were focused on basic medical sciences and there was practically no systematic education for clinical scientists.

In 2008, the PhD program Evidence-Based Clinical Medicine was introduced as a sort of continuation of the PhD program Basic and Clinical Medical Sciences, which was completed by over 60% of the students which is more than at other similar graduate studies in Croatia. The overall result was more than 100 PhD theses and our Hospital regained the status of a University Hospital of Split. Many of these PhD students today are heads of clinics, departments, and institutes of the University Hospital of Split and esteemed professors and teachers at our Medical School.

The rate of students completing the Evidence-Based Clinical Medicine program is expected to be even higher, because the groups of students are smaller (about 20 per year) and the courses are taught interactively, which helps students gain more knowledge and competencies. Since the program is intended exclusively for doctors of medicine, it is still early to predict the completion rates as doctoral theses resulting from patient-based clinical research take longer to complete than systematic reviews or laboratory-based research under controlled conditions.

Of all EBM program-related PhD theses that were successfully defended, at least two have been published as original scientific articles. One-fourth of the theses were compilations produced according to the Scandinavian model (3

završavanja studija. Doktorati koji proizlaze iz istraživanja na klinici s pacijentima traju značajno duže nego istraživanja koja se provode u laboratorijima u kontroliranim uvjetima ili doktorati koji se temelje na sustavnim pregledima.

Iz svih doktorata koji su do sada obranjeni na studiju Medicina utemeljena na dokazima objavljena su barem dva znanstvena rada, a četvrtina obranjenih doktorata temelji se na objedinjenim radovima, tzv. Skandinavski model (3 ili više radova objavljenih u CC-u ili WoS-u na kojima je pristupnik prvi autor, IF 1 ili više, a koji čine cjelinu i objedinjeni donose znanstveni doprinos različit od pojedinačnih), te doktorata koji se temelje na sustavnom pregledu (iz jednoga doktorata objavljeno je čak 5 sustavnih pregleda) i izvrsnih doktorata naših studenata na engleskom jeziku s čimbenikom odjeka (IF) većim od 5.

or more articles published in Current Contents or Web of Science journal with the impact factor 1 or more, with the doctoral student as the first author, which make a single volume and a greater scientific contribution than individual papers), theses based on systematic reviews (as many as 5 systematic reviews for a single doctoral thesis were published) and excellent PhD theses of our students in English, with the impact factor greater than 5.

BIOLOGIJA NOVOTVORINA
BIOLOGY OF NEOPLASMS

prof. dr. sc. Meri Glavina-Durdov /
Prof Meri Glavina-Durdov, MD, PhD

Biologija novotvorina doktorski je studij koji integrira znanja iz molekularne karcinogeneze, dijagnostike tumora i onkološke terapije usmjerene istraživanju raka. Nastavnici – patolozi i njihovi suradnici kliničari, imunolozi, molekularni biolozi i genetičari, biokemičari, kemičari i statističari na različitim kolegijima studentima interdisciplinarno osvjetljavaju fenomen nastanka, dijagnostike i liječenja tumora. Program doktorskoga poslijediplomskog studija utemeljen je na načelima Bolonjskoga procesa, a 12. listopada 2006. dobio je dopusnicu Nacionalnoga vijeća za visoko obrazovanje. Prema Ugovoru nositelj je zajedničkoga studija Medicinski fakultet u Splitu, a suradne su ustanove Sveučilište u Splitu, Institut Ruđer Bošković, Sveučilište u Zadru i Sveučilište u Dubrovniku.

Osim nastavnika iz Hrvatske, u nastavi sudjeluju i nastavnici iz Velike Britanije, Njemačke i Švicarske. Uz 7 obveznih kolegija, studentima je ponuđeno 38 izbornih kolegija. Svake dvije godine upisuje se do 20 studenata koji su završili medicinski ili neki od biomedicinskih fakulteta. Studij se odvija za doktorande u djelomičnom ili punom radnom vremenu, ovisno o individualnoj situaciji svakoga kandidata, i traje 3 godine (180 ECTS). Svaki student ima tutora (može postati i mentor) koji pomaže savjetom u izboru predmeta i istraživanja. Na prvoj je godini studija udio nastavnoga i istraživačkoga opterećenja doktoranda 30:30 ECTS-a, a na drugoj

Biology of Neoplasms is a doctoral program that integrates the knowledge of the molecular carcinogenesis, cancer diagnosis and oncology therapies directed toward cancer research. Teachers - pathologists and their collaborators: clinicians, immunologists, molecular biologists and geneticists, biochemists, chemists and statisticians through various courses illuminate the phenomenon of occurrence, diagnosis and the treatment of tumors in an interdisciplinary manner. The postgraduate study is based on the Bologna process principles and received accreditation by the National Comittee for High Education on 12th October 2006. According to the agreement, the holder of the joint study is the School of Medicine in Split, and the collaborating institutions are: the University of Split, Ruđer Bosković Institute, University of Zadar and University of Dubrovnik.

In addition to teachers from Croatia, participating lecturers are from the UK, Germany and Switzerland. There are 7 obligatory and 38 elective courses. Every two years, around 20 students who have completed medical or any of the related graduate studies are enrolled. The study is partial or full time, depending on the individual needs of each candidate, and lasts three years (180 ECTS). Each student has a tutor (who can become a mentor) that helps in the selection of courses and research. On the first year of doctoral study the share of teaching and research load is 30:30 ECTS credits, and 15:45

Prva generacija studenata (2006./2007.) poslijediplomskoga doktorskog studija Biologija novotvorina s prof. dr. sc. Deanom Nižetićem klonira gene na praktikumu kolegija Metode proučavanja genoma i njihova primjena u biomedicini.
First generation students (2006/2007) of doctoral study Cancer Biology with Professor Dean Nižetić cloning genes during practicals of "The genes as a basis of diseases" course.

15:45 ECTS-a. U mnogim kolegijima studenti samostalno izvršavaju laboratorijske zadatke i prezentiraju ih uz prikaz literature. Od izvannastavnih djelatnosti određenim brojem ECTS-a vrednuju se objavljeni članak i aktivno sudjelovanje na znanstvenim skupovima. Sredinom 2016. sredstvima doktorskoga studija konačno je opremljen patohistološki laboratorij na 4. katu zgrade temeljnih znanosti, nužan za eksperimentalni rad studenta, a u postupku je zahtjev za zaposlenjem prvostupnika medicinske laboratorijske dijagnostike koji bi se brinuo za rad laboratorija.

Od 2007. do 2016. upisani su najvećim dijelom studenti s djelomičnim vremenom studiranja. Radi se o mladim liječnicima kojima je doktorski studij nastavak cjeloživotnoga obrazovanja, a nalaze se na različitim kliničkim specijalizacijama, na početku stručne karijere i samostalnosti. To je razlog zašto svoju doktorsku disertaciju, za koju je potrebno vrijeme i posvećenost, ne završavaju željenom brzinom. Za očekivati je da će u vremenu koje slijedi svatko od njih uspjeti prijaviti temu disertacije i doktorirati u roku od 6 godina, kako je Pravilnikom predviđeno. Voditelji studija dvaput godišnje organiziraju razgovor sa svim studentima kako bi svakomu ponaosob pomogli oko izbora teme i mentora te poslije pratili njegovo napredovanje. Četvero je studenata doktorskoga studija Biologija novotvorina dio svoga studija provelo na vanjskim sveučilištima (Harvard, Johns Hopkins, Goethe University u Frankfurtu, Charles University u Pilsenu).

on the second. In many courses, students independently carry out laboratory tasks and present them with references. For extracurricular activities, a published article or active participation at scientific conferences are evaluated with additional ECTS points. In 2016, the pathohistological laboratory, necessary for the experimental student work, was finally equipped with own funds, on the 4th floor of the Basic Science Building. Employment of the laboratory technician who would take care of the laboratory is in process.

In the period from 2007 to 2016 enrolled students were mostly part-time doctorands. Majority of them are young doctors at various clinical specializations or at the beginning of a professional career. This is why their doctoral dissertation, which takes time and commitment, can not be completed in the expected period. We hope that they will successfully finish their PhD theses within the period of six years as prescribed by the Regulations. Twice a year the study program coordinators organize an interview with all students to help each student individually select research topics and mentor and follow their progress. Four of BN doctoral students spent a part of their studies at foreign universities (Harvard, Johns Hopkins, Goethe University in Frankfurt, Charles University in Pilsen).

From 2006 to 2016 five generations were enrolled in this postgraduate program, a total of 97 students. So far, 15 completed their PhD studies. Impact factor of the publications from their disertations was 1.14 to 7.692.

Na poslijediplomski se studij od 2006./2007. do 2016. upisalo pet generacija studenata, njih ukupno 97. Dosad je doktoriralo 15 studenta. Čimbenik odjeka njihovih radova iz teme disertacije bio je od 1,14 do 7,692.

Tablica 1. Studenti poslijediplomskoga doktorskog studija Biologija novotvorina 2006. – 2016.
Table 1. Students of doctoral study Cancer Biology 2006 - 2016

Generacija / *Generation*	1.	2.	3.	4.	5.
Akademska godina / *Academic year*	2006./2007.	2008./2009.	2010./2011.	2012./2013.	2014./2015.
Broj studenata / *Number of students*	22	22	15	15	23
Iz Splita / *From Split*	3	18	15	14	23
Iz drugih gradova / F*rom other places*	19 Dubrovnik	1 Mostar, 3 Zadar		1 Rijeka	
Prethodno obrazovanje / *Previous education*	19 doktor medicine / *Doctors of Medicine*	13 doktor medicine / *Doctors of Medicine*	11 doktor medicine / *Doctors of Medicine*	15 doktor medicine / *Doctors of Medicine*	21 doktor medicine / *Doctors of Medicine*
	1 doktor dentalne medicine/ *Doctor of Dental Medicine*	5 doktor dentalne medicine / *Doctor of Dental Medicine*	3 doktor dentalne medicine / *Doctor of Dental Medicine*		1 profesor biologije / BSc in biology
	1 magistar farmacije / *Master of pharmacy*	3 molekularni biolog / *Molecular biologist*	1 molekularni biolog / *Molecular biologist*		1 molekularni biolog / *Molecular biologist*
	1 profesor biologije / *BSc in biology*		1 profesor biologije / *BSc in biology*		
Doktorati / *PhD*	4	9	2		
Objavljeno radova / *Number of published papers*	57	69	16	13	6
Radovi iz teme doktorske disertacije / *Papers from disertation*	8	15	3		

TRANSLACIJSKA ISTRAŽIVANJA U BIOMEDICINI
TRANSLATIONAL RESEARCH IN BIOMEDICINE

Prof. dr. sc. Damir Sapunar /
Prof Damir Sapunar, MD, PhD

Izv. prof. dr. sc. Livia Puljak /
Assoc Prof Livia Puljak, MD, PhD

Studij Translacijska istraživanja u biomedicini (TRIBE) utemeljen je akademske godine 2010./2011. kao treći poslijediplomski doktorski studij na Medicinskom fakultetu u Splitu. Pripreme za uspostavu studija počele su 2009. godine, prijedlog za pokretanje studija poslan je Povjerenstvu za akreditaciju Sveučilišta u Splitu 2010., a prvi studenti su upisani u akademskoj godini 2010./2011.

Na studiju TRIBE nastava se održava na hrvatskom i engleskom jeziku. Studij je usklađen s relevantnim Europskim direktivama, traje 3 godine i nosi 180 ECTS (engl. *European Credit Transfer System*) bodova.

Studij TRIBE utemeljen je s ciljem poboljšanja kvalitete poslijediplomske edukacije na doktorskoj razini u Hrvatskoj. Interna analiza uspješnosti doktorskih studija Medicinskog fakulteta u Splitu, provedena 2011. godine, pokazala je da je svega 11% studenata od svih koji su upisali poslijediplomski studij i imali vremena za dovršenje studija u razdoblju od 1999. do 2011. doista i doktorirali.

Kako bi se taj postotak uspješnosti studenata u završavanju studija poboljšao, na studiju TRIBE uvedena su poboljšanja

Translational Research in Biomedicine (TRIBE) was established in 2010/11 as the third PhD program at University of Split School of Medicine (USSM). Preparations for the TRIBE PhD program started in 2009 when a proposal was made to the Accrediting Committee at the University of Split in 2010, and first students were enrolled in 2010/11.

TRIBE program is held in Croatian and English language. It is aligned with the current European directives, has a standard length of three years and is allocated 180 European Credit Transfer System (ECTS) credits.

TRIBE was established with the aim of enhancing the quality of doctoral education in Croatia. An internal analysis of graduation success in the PhD programs at the USSM, conducted in 2011, revealed that only 11% of eligible students who enrolled and completed their graduate coursework between 1999 and 2011 obtained a doctoral degree.

In order to rectify this and increase PhD program completion rates TRIBE program implemented improvements related to a) recruitment strategy, b) program regulations, and c) program curriculum. Changes to the recruitment strategy

koja se odnose na: a) strategiju upisa studenata, b) pravila studiranja i c) program studija. Promjene u strategiji upisa studenata uključuju zahtjev da studenti trebaju imati okvirnu ideju istraživanja i mentora već prilikom prijave za upis na doktorski studij. Studij je također interdisciplinaran i otvoren prema kandidatima koji imaju prethodno obrazovanje iz znanstvenih područja koja nisu nužno biomedicina i zdravstvo. Postupak izbora kandidata za upis uključuje razgovor sa studentima koji tom prilikom predstavljaju svoj plan istraživanja u okviru doktorata, kao i razgovor s predloženim mentorom. Postojanje potencijalnog plana istraživanja u trenutku upisa omogućuje studentima prepoznavanje elemenata programa doktorskog studija koji su ključni za njihov istraživački rad te trenutno uključenje u nastavne i istraživačke aktivnosti. Takav način procjene kandidata vrlo je selektivan proces koji je doveo do toga da u prvih 6 upisanih generacija na studij TRIBE niti jedne godine nije upisan maksimalno predviđen broj od 15 studenata po generaciji čime se potvrđuje naglasak na kvaliteti predloženog plana istraživanja i mentora kandidata, a ne na broju studenata koji će se upisati na studij.

Na TRIBE studiju su uvedena obvezna izvješća koja se održavaju dvaput godišnje, a koja pomažu voditeljima studija procijeniti: a) napredak u istraživanju, b) kvalitetu prezentacije i c) znanstvenu kvalitetu istraživačkog plana. Za izvješća i sve ostale ispite na studiju se primjenjuju pravila Bolonjske reforme, zbog čega studenti svaki ispit mogu polagati 4 puta tijekom akademske godine i ako ne polože ispit u 8 pokušaja, odnosno dvije godine studija, gube pravo daljnjeg školovanja na studiju. Nadalje, na studiju TRIBE studenti ne mogu upisati višu godinu studija ako nisu položili sve ispite s prethodne godine u koje se uključuju i dva izvješća godišnje.

Intervencije u kurikulumu odnose se na edukaciju u relevantnim vještinama. Nastava je organizirana u okviru tri glavna modula: Generičke znanstvene vještine, Specijalne znanstvene vještine i Prenosive vještine. Generičke znanstvene vještine nužne su za svaku vrstu istraživanja i uključuju sljedeće predmete: Uvod u znanstveni rad, Opća biostatistika, Pisanje znanstvenog članka, Izrada plana istraživanja, Pisanje znanstvenog projekta, Procjena znanstvenog članka, Pretraživanje medicinske literature i Znanost o laboratorijskim životinjama. Specijalne znanstvene vještine izravno su povezane sa specifičnim istraživanjima koja provode student i mentor. Podučavanje tih vještina provodi mentor kroz informalne i neformalne oblike edukacije. Prenosive vještine pripremaju studente na buduću karijeru u javnom, privatnom,

included requirement for a feasible research plan as a selection criterion and openness to candidates with background from research fields other than biomedical. The admissions procedure includes an interview in which students present their planned PhD thesis project, as well as an interview with a proposed mentor. The potential research plan allows students to recognize elements of the curriculum that are important for the work on their thesis and immediate engagement in teaching and research activities. This has led to a highly selective enrollment process into the TRIBE program; so far, 6 generations of PhD students have been enrolled into the program and each year the number of enrolled students was lower than the number of available places. The emphasis is on the quality, not quantity of applicants.

TRIBE program introduced obligatory biannual student progress reports that help program directors to assess a) progress in the research, b) quality of the presentation, and c) scientific quality of the research plan. For these reports and for any other exam we strictly adhere to the Bologna principles under which students can have only 8 attempts to pass them during two years and if not, they are excluded from the program. Furthermore, in the TRIBE program, students cannot enroll into the higher year unless they have passed all exams or received a positive feedback regarding their progress report in the previous year of the program.

Interventions in the curriculum include training in relevant skills. Teaching is organized in three main modules: Generic research skills, Specialized research skills and Transferable skills. Generic research skills are necessary for any type of research and consist of the following courses: Principles of research in medicine, General biostatistics, Writing research manuscript, Writing the research plan, Writing the research grant, Assessment of a research article, Searching the medical literature, and Laboratory animal science. Specialized research skills are directly related to a specific research performed by a student and a mentor. Teaching of those skills is organized by a mentor through informal and non-formal teaching. Transferable (portable) skills module prepares students for future careers in public, private, academic, and clinical sector settings. It consists of the following courses: Laboratory management, Ethics in research, Researchers' skills, Entrepreneurship and transfer of technology, Communication and presentation skills.

Tablica 1: Intervencije usmjerene prema povećanju stope završavanja studija i skraćenja vremena do doktorata za studente na TRIBE studiju

Područje intervencije	Konkretne mjere	Opis intervencije	Očekivani ishod
Strategija upisa studenata	Kriteriji izbora	Glavni kriterij upisa je predstavljanje izvodljivog plana istraživanja, s realnim planom financiranja, dostupnom opremom i predloženim mentorom	Studenti imaju definirano područje istraživanja i mentora u trenutku upisa na studij
	Interdisciplinarni pristup izboru kandidata	Upis kandidata koji su završili prethodni studij iz bilo kojeg znanstvenog istraživanja, ako je njihovo planirano doktorsko istraživanje unutar područja biomedicine i zdravstva	Organizacija interdisciplinarnih timova koji surađuju na biomedicinskim temama
Pravila studiranja	Studentska izvješća o napretku	Obavezna izvješća dvaput godišnje o ključnim pokazateljima napretka studenata	Trajni uvid u napredak studenata
	Stroga pravila o upisu u sljedeću akademsku godinu	Za svaki ispit (uključujući dva godišnja izvješća) studenti imaju 4 ispitna roka godišnje. Ako ne prođu ispit u 4 roka ili ne pristupe tim ispitima, trebaju ponavljati godinu. Svaka godina može se ponavljati samo jednom. Ako student ne položi ispit u 8 pokušaja ili dvije akademske godine, gubi pravo školovanja na studiju.	Studenti polažu ispite tijekom akademske godine u kojoj su ih slušali
Program	Formalno podučavanje relevantnim vještinama	Uvođenje predmeta: Upravljanje laboratorijem, Vještine potrebne znanstveniku, Poduzetništvo i transfer tehnologije, Etika u istraživanjima, Komunikacijske i prezentacijske vještine	Stjecanje vještina nužnih za uspješnu znanstvenu karijeru
	Usmjerenost na razvijanje plana istraživanja	Obvezno dovršavanje detaljnog plana istraživanja do kraja prve godine studija, što se provjerava pisanim i usmenim ispitima	Plan istraživanja u cijelosti dovršen do kraja prve godine studija

Table 1: Interventions aimed at increasing the completion rate and reducing the time to obtaining a degree for students in TRIBE program

Intervention area	Concrete measure	Description of the intervention	Expected effect
Recruitment strategy	Selection criteria	The main enrollment criterion is presentation of a feasible research plan, with realistic funding options, available equipment and proposed mentor.	Students have a defined research topic and a mentor at the time of enrollment
	Interdisciplinary approach to student recruitment	Admission of students with backgrounds from any scientific field, if their targeted research topic is within biomedicine.	Building interdisciplinary teams collaborating on biomedical research
Program regulations	Student progress reports	Mandatory biannual reports as the main indicator of the student progress.	Ongoing insight into the student progress
	Strict regulations for enrollment into the next year	For each exam (including biannual reports) there are 4 opportunities per year. If students fail or do not attend these exams they have to repeat the year. Each year can be repeated only once. If they fail to pass an exam in 8 terms or 2 years, they are expelled from the program.	Students pass exams within current academic year
Curriculum	Formal education in relevant skills	Introduction of courses in: Lab management, Research skills, Entrepreneurs-hip and transfer of technology, Ethics in research, Communication and presentation skills.	Acquisition of the necessary skills for successful research career
	Focus on development of research plan	Obligatory completion of a detailed research plan by the end of the first study year, tested by oral and written examinations.	Research plan completely defined by the end of the first year

akademskom i kliničkom sektoru. Sastoje se od sljedećih predmeta: Upravljanje laboratorijem, Etika u istraživanjima, Vještine potrebne znanstveniku, Poduzetništvo i transfer tehnologije, Komunikacijske i prezentacijske vještine.

Studij TRIBE također studentima nudi i izvannastavne aktivnosti od kojih je, kao jedan od četiri u Hrvatskoj, najvažniji akreditirani tečaj Znanost o laboratorijskim životinjama.

Od 2016. godine studij TRIBE upisuje studente kroz zajednički doktorski program (engl. *joint doctorate program*) u suradnji sa Sveučilištem Paris Descartes, Francuska, u okviru projekta MiROR iz programa Obzor 2020, projektna linija *European Joint Doctorate*.

Studenti upisani u TRIBE doktorski studij

TRIBE trenutno upisuje do 15 studenata godišnje. Od početka studija TRIBE (6 generacija) u studij je upisano 55 studenata, od čega 64% žena i 36% muškaraca. Medijan dobi upisanih studenata je 28 godina. Većina studenata (n=35, 64%) su doktori medicine ili doktori dentalne medicine dok 20 (36%) studenata pripada drugim profesijama. Prosječna ocjena studenata na prethodnom sveučilišnom studiju je 4,0. U vrijeme upisa TRIBE studenti su radili u akademskim ustanovama (44%; n=24), bolnicama (31%, n=17), ustanovama primarne zdravstvene zaštite (11%, n=6), drugim sektorima (7%, n=4) ili bili nezaposleni (7%, n=4). Stopa otpadanja studenata iz TRIBE studija je 12,7% (n=7). Broj studenata koji plaćaju školarinu je 23 u usporedbi s 32 koja ne plaćaju školarinu. Trenutno je na studij upisano 5 stranih studenata.

Znanstvena produktivnost i vrijeme do doktorata

Nakon 5 godina kumulativna stopa završetka TRIBE studija je 29,2%. Od početka studija TRIBE studenti koji su doktorirali objavili su 23 originalna znanstvena rada u okviru svojih doktorata i na temelju njih obranjeno je 14 doktorata. Prosječan broj znanstvenih radova u okviru doktorata je 1,7±0,8 i srednji čimbenik odjeka (engl. *impact factor*, IF) radova objavljenih u okviru tih doktorata je 4,3±5,9. Predstavljeni podatci odnose se na studente koji su praćeni do ožujka 2016.

Tablica 2: Kumulativna stopa završavanja studija TRIBE studenata. Broj u zagradama pokazuje udio studenata koji su završili studij bez studenata koji su otpali sa studija, dok se prvi broj u udjelu odnosi na sve upisane studente.

Kumulativni postotak po godini studija TRIBE		
3. godina	4. godina	5. godina
20,1% (18,2%)	27,1% (23,6%)	29,2% (25,5%)

TRIBE program also offers extracurricular activities for its students, such as accredited Laboratory animal science course.

Since, 2016 TRIBE program has been enrolling students through joint doctorate program with University Paris Descartes, France, as a part of the Horizon 2020 European Joint Doctorate project MiROR.

Students enrolled in the TRIBE PhD programs

TRIBE currently enrolls up to 15 students per year. Since the beginning of the TRIBE program 55 students were enrolled in the program, 64% women and 36% men. The median age of enrolled students is 28 years. Most of the students are doctors of medicine or doctors of dental medicine (64%, n=35), while 20 (36%) students are from other professions. Students' grade point average from previous university education is 4.0. At the time of enrollment, TRIBE PhD students were employed in academia (44%; n=24), hospitals (31%, n=17), primary health care institutions (11%, n=6), other sectors (7%, n=4) or were unemployed (7%, n=4). The attrition rate at TRIBE program is 12.7% (n=7). The number of tuition paying students is 23 compared to 32 nonpaying students. Currently five foreign students are enrolled in the program.

Students' scientific production and time to degree

After 5 years, the cumulative degree completion rate for the TRIBE program is 29.2%. Since the beginning of the program, TRIBE students who completed the program published 23 original scientific manuscripts within their doctoral studies and, based on them, achieved 14 doctorates. The average number of publications per thesis was 1.7±0.8 and the mean impact factor of journals in which publications included in the theses appeared was 4.3±5.9 (data based on 2014 impact factors). The presented data include students followed-up until March 2016.

Table 2: Cumulative completion rates for TRIBE students. The number in brackets shows the proportion of completers excluding students who dropped out, while the first number is the proportion based on all enrolled students.

Cumulative percentage by year of TRIBE program		
3rd yr.	4th yr.	5th yr.
20.1% (18.2%)	27.1% (23.6%)	29.2% (25.5%)

The innovative concept in organization of the TRIBE program results in higher graduation rates and reduced time to degree. This was recognized by the evaluation committee during external accreditation process in 2015. The reviewers especially emphasized the focus on contact with mentor

Inovativni koncept organizacije studija TRIBE povećao je postotak studenata koji su doktorirali i kraćeg vremena do obrane doktorata. To je prepoznato i u evaluaciji vanjskog akreditacijskog povjerenstva koja je provedena 2015. Recenzenti su osobito pohvalili naglasak na kontakt s mentorom i izradu izvodljivog plan istraživanja u vrijeme upisa studenata na studij. U svojim zaključcima to povjerenstvo je TRIBE studij opisalo kao iznimno uspješan studij koji bi trebao biti uzor ostalim poslijediplomskim doktorskim studijima.

and development of a feasible research plan at the time of enrolment. In conclusion, TRIBE program was described as an exceptionally successful program that can be used as a role model for other PhD programs.

Literatura / *References*

1. European Commission: Principles for Innovative Doctoral Training. 2011. http://ec.europa.eu/euraxess/pdf/research_policies/Principles_for_Innovative_Doctoral_Training.pdf.
2. ORPHEUS/AMSE/WFME Task Force. Standards for PhD Education in Biomedicine and Health Sciences in Europe. Denmark, 2012.
3. Izvješće Stručnog povjerenstva o reakreditaciji Medicinskog fakulteta Sveučilišta u Splitu. AZVO; 2015.

POSLIJEDIPLOMSKI SPECIJALISTIČKI STUDIJI

POSTGRADUATE SPECIALIST PROGRAMMES

KLINIČKA EPIDEMIOLOGIJA
KLINIČKA EPIDEMIOLOGIJA

prof. dr. sc. Željko Dujić /
Professor Željko Dujić, MD, PhD,

akademik Stjepan Gamulin /
Academician Stjepan Gamulin

Medicinski fakultet Sveučilišta u Splitu pokrenuo je 2008. specijalistički studij Klinička epidemiologija. Glavni je razlog za pokretanje toga specijalističkog studija bio posvemašni nedostatak izobrazbe iz kliničke epidemiologije u nas i nepostojanje kliničke epidemiologije kao medicinske struke. Klinička epidemiologija u svijetu je definirana medicinska struka koja se bavi nepristranom prosudbom svih oblika medicinske skrbi, planiranja i odlučivanja. Njezin je integralni dio i medicina utemeljena na dokazima (engl. evidence based medicine, EBM) koja primjenjuje jednake metode za nepristranu prosudbu dokaza sadržanih u publiciranim radovima i postupke unaprjeđenja vrsnoće medicinske skrbi. Ukratko, klinička epidemiologija pruža metode nepristrane prosudbe medicinskoga rada i njegova planiranja i unaprjeđenja. To je metodologija kliničkih istraživanja i njezino je poznavanje nezaobilazno za kliničke istraživače svih struka.

U gotovo svim kliničkim bolnicama u SAD-u te u mnogim uglednim medicinskim centrima u svijetu postoje odjeli za kliničku epidemiologiju, od kojih je velik broj povezan u svjetsku mrežu kliničke epidemiologije (International Clinical Epidemiology Network).

Klinička epidemiologija zastupljena je u poslijediplomskim studijima velikoga broja prestižnih medicinskih škola u svijetu, primjerice u SAD-u The Johns Hopkins Medical

University of Split School of Medicine launched a specialist graduate program Clinical Epidemiology in 2008. The main reason for launching a specialist graduate program in clinical epidemiology was a complete lack of education in this medical field in Croatia. Clinical epidemiology is defined as a medical field that deals with the objective assessment of all forms of healthcare, planning of healthcare, and decision-making in healthcare. An integral part of clinical epidemiology is evidence-based medicine (EBM), which uses the same methods for objective assessment of evidence in published literature and procedures of healthcare quality improvement.

In short, clinical epidemiology provides methods for objective evaluation of healthcare work, planning, and improvement. It is a clinical research methodology and as such, it is essential for clinical researchers in all medical fields.

In almost every university hospital in the USA and many respected medical centers worldwide there are departments of clinical epidemiology, many of which are part of the International Clinical Epidemiology Network.

Clinical epidemiology has been taught at the graduate level within specialist, Master's, or PhD studies of 1 to 3 years in duration at many prestigious medical schools worldwide,

Institutions, Center for Clinical Epidemiology and Biostatistics, School of Medicine University of Pennsylvania; u Kanadi McMaster University, Hamilton, Faculty of Medicine, University Toronto; u Australiji Faculty of Medicine, University of Sydney; u Europi Netherlands Institute for Health Sciences Roterdam, The Utrecht Graduate School of Life Sciences, Clinical Epidemiology Unit Karolinska Institutet, Stockholm, s velikom ponudom različitih oblika poslijediplomske nastave (specijalističke, znanstvene magistarske i doktorske) u trajanju od jedne do tri godine. Sve to ukazuje na značenje i aktualnost kliničke epidemiologije na svjetskoj razini, a ujedno na zaostajanje na tom području nastave i struke u nas te dokazuje nužnost uvođenja kliničke epidemiologije u našu sredinu.

Akademija medicinskih znanosti Hrvatske prepoznala je nedostatak kliničke epidemiologije u nas te je osnovala Odbor za kliničku epidemiologiju radi promicanja njezina razvoja u nas. Odbor je definirao kliničku epidemiologiju kao znanstvenu disciplinu i zdravstvenu struku koja primjenjuje epidemiološke i biostatističke metode na kliničku problematiku malih skupina ili pojedinih bolesnika, a bavi se kvantitativnom procjenom etiologije bolesti, uspješnosti liječenja i štetnosti dijagnostičkih i terapijskih postupaka te postavljanja prognoze radi unaprjeđenja zdravstvene skrbi. Kliničku epidemiologiju ponajprije primjenjuju liječnici koji se neposredno skrbe za bolesnike.

Specijalistički studij Klinička epidemiologija na Medicinskom fakultetu u Splitu prvi je takav studij u nas i vjerujemo da će doprinijeti naporima da ova važna klinička znanstvena i stručna disciplina zaživi u nas i nađe svoje mjesto u zdravstvenoj skrbi.

Klinička epidemiologija nije vezana uz pojedine medicinske specijalizacije, tako je studij namijenjen ponajprije liječnicima primarne zdravstvene zaštite, specijalizantima i specijalistima svih kliničkih grana.

Godine 2009. upisano je 15 studenata, uglavnom doktora medicine. Svi su uspješno završili studij. Budući da je nakon završenoga specijalističkog studija Kliničke epidemiologije moguće nastaviti obrazovanje prema doktoratu, velik je broj studenata po završetku specijalističkoga studija upisao razlikovnu godinu na doktorskom studiju Klinička medicina utemeljena na dokazima. Zbog stečenih znanja na Kliničkoj epidemiologiji s lakoćom prate nastavu i sada već završavaju doktorski studij Klinička medicina utemeljena na dokazima.

e.g. in the USA, at The Johns Hopkins Medical Institutions, Center for Clinical Epidemiology and Biostatistics, School of Medicine University of Pennsylvania; in Canada, McMaster University in Hamilton and Faculty of Medicine, University Toronto; in Australia, Faculty of Medicine, University of Sydney; in Europe, The Netherlands Institute for Health Sciences Rotterdam, The Utrecht Graduate School of Life Sciences, Clinical Epidemiology Unit Karolinska Institutet, Stockholm. This fact speaks to the significance and current importance of clinical epidemiology at the global level and the necessity of introducing clinical epidemiology in our setting.

The Croatian Academy of Medical Sciences has recognized the need for clinical epidemiology in our country and established a Committee for Clinical Epidemiology with a goal of promoting the development of this medical branch. The Committee has defined clinical epidemiology as a scientific discipline and healthcare specialty that uses epidemiological and biostatistical methods in clinical problem-solving related to small groups or individual patients and deals with quantitative assessment of disease etiology, treatment success, harmfulness of diagnostic and treatment procedures, and diagnostic success, with an aim of improving healthcare. Clinical epidemiology is primarily intended for physicians who provide direct care to patients.

The specialist graduate program Clinical Epidemiology at the University Of Split School Of Medicine is the first of its kind in Croatia and we believe that it will contribute to the development of this clinical and scientific discipline in our setting.

Clinical epidemiology is not related to any individual medical specialty. Therefore, the graduate program is intended primarily for primary care physicians, residents, and specialists in any clinical field.

In 2009, 15 students enrolled, mostly doctors of medicine. They all successfully completed the studies. Since it is possible to continue the education toward PhD level after completing the specialist graduate program Clinical Epidemiology, many students have enrolled in the PhD program Evidence-Based Clinical Medicine. Due to their knowledge gained in clinical epidemiology, these students are about to complete the entire Evidence-Based Clinical Medicine program.

MEDICINA SPAVANJA
SLEEP MEDICINE

Prof. dr. sc. Zoran Đogaš / Professor Zoran Đogaš

Medicinski fakultet u Splitu pokrenuo je specijalistički studij Medicina spavanja na engleskom jeziku jer, unatoč velikoj potrebi, trenutno u Republici Hrvatskoj i Europi ne postoji dovoljan broj educiranih stručnjaka za medicinu spavanja – somnologa. Razlog pokretanja poslijediplomskog specijalističkog studija Medicina spavanja je osiguravanje dovoljnog broja somnologa – stručnjaka za medicinu spavanja u RH. Ovaj način edukacije također predstavlja najbrže moguće sustavno rješenje situacije manjka educiranih stručnjaka za medicinu spavanja u RH. Studij Medicina spavanja dio je europskog standarda koji se izrađuje te je utemeljen na Europskim smjernicama koje su nastale konsenzusom vrhunskih stručnjaka za medicinu spavanja u Europi i svih europskih nacionalnih društava za medicinu spavanja (1). Europske smjernice koje su poslužile kao temelj pri osmišljanju studija Medicina spavanja također imaju jaku znanstvenu podlogu u sustavnim preglednim člancima i medicini utemeljenoj na dokazima, što osigurava čvrstu povezanost studija sa suvremenim znanstvenim spoznajama.

Organizacija studija osigurava mobilnost studenata, bodovanje prema ECTS sustavu, organiziranje teorijskoga dijela nastave kroz module te praktičnoga dijela u suvremenim Centrima za medicinu spavanja, kao i podršku kroz e-learning sustav, iz čega se može vidjeti da je organizacija studija

University of Split School of Medicine has developed the specialist graduate study program (Masters degree) Sleep Medicine in English language since, despite the great demands, currently there is an insufficient number of trained professionals in sleep medicine – somnologists in Croatia and Europe. The reasons to start the postgraduate study program Sleep Medicine is to assure a sufficient number of somnologists - experts in sleep medicine in Croatia. This kind of education is also the fastest way to solve the shortage of trained professionals in sleep medicine in Croatia.

Study program Sleep Medicine is part of the developing European standards and is based on European guidelines of the ESRS society. Those guidelines are the product of consensus of top European sleep medicine experts and are approved by all European National Societies of Sleep Medicine (1). European guidelines that were the basis for the creation of Sleep Medicine study also have a strong scientific background in systematic reviews and evidence-based medicine, which provides a strong correlation of the study with modern scientific knowledge.

Organization of the study provides students' mobility, the ECTS grading system, the organization of the theoretical part through teaching modules and the practical part of the

Medicina spavanja osmišljena u skladu sa suvremenim znanstvenim spoznajama.

Pokretanje poslijediplomskoga specijalističkog studija Medicina spavanja imat će velik pozitivan učinak na lokalnu zajednicu - Grad Split, Splitsko-dalmatinsku županiju, te im osigurati vodeće mjesto u području medicine spavanja u Republici Hrvatskoj. Medicina spavanja također je od velikog značaja za Ministarstvo unutarnjih poslova u osiguravanju sigurnosti u prometu, kao i za civilno društvo gdje povećava radnu učinkovitost i smanjuje mogućnost ozljede na radu.

Sadržaj poslijediplomskoga specijalističkog studija Medicina spavanja dio je europskog standarda koji se izrađuje te je utemeljen na Europskim smjernicama društva ESRS koje su nastale konsenzusom vrhunskih stručnjaka za medicinu spavanja u Europi i svih europskih nacionalnih društava za medicinu spavanja. Hrvatsko somnološko društvo – Društvo za medicinu spavanja Hrvatskog liječničkog zbora prihvatilo je Europske smjernice koje je donijelo europsko društvo ESRS (2). Program poslijediplomskog specijalističkog studija Medicina spavanja utemeljen je na Katalogu znanja i vještina koji je donio edukacijski odbor EduComm europskog društva ESRS (3). Također, temeljni udžbenik autora Bassetti, Đogaš i Peigneux, za izvođenje nastave na poslijediplomskom specijalističkom studiju Sleep Medicine Textbbok objavio je Wiley u suradnji s ESRS društvom. U izradi udžbenika sudjelovalo je stotinjak vrhunskih europskih stručnjaka u području medicine spavanja. (4).

Nastavni plan utemeljen je na sustavu modula uz odgovarajuće ECTS bodovanje. Program je u potpunosti otvoren za horizontalnu i vertikalnu mobilnost u RH i Europi. Trenutno postoje planovi o suradnji s nekoliko sveučilišta u Italiji i Sloveniji.

Nakon prve generacije hrvatskih studenata, upis će biti otvoren za zemlje srednje istočne Europe koje su već izrazile interes za sudjelovanje u ovakvom vidu edukacije.

Predloženi program poslijediplomskog specijalističkog studija iz medicine spavanja u potpunosti se uklapa u strategiju razvoja Medicinskog fakulteta Sveučilišta u Splitu. Pokretanje poslijediplomskoga specijalističkog studija Medicina spavanja osigurat će Sveučilištu vodeće mjesto u medicini spavanja u Republici Hrvatskoj i šire, čineći Sveučilište regionalnim središtem u području medicine spavanja.

education in the modern sleep medicine centers, as well as support through e-learning system, ensuring that organization of the study is in accordance to the modern scientific knowledge.

Starting postgraduate specialist study Sleep Medicine will have a great positive impact on the local community - City of Split, Split-Dalmatian County, and will ensure a leading position in the field of sleep medicine in the Republic of Croatia. Sleep Medicine is also of a great importance for the Ministry of Internal Affairs to ensure traffic safety, especially regarding to the new EC Directive on Driving License with obligatory implementation by the end of 2015 in all member countries, as well as for the civil society to increase operating efficiency and reduce the possibility of occupational workplace accidents.

Content of the postgraduate specialist Sleep Medicine study program is a part of the developing European standards and is based on the European guidelines provided by the European Sleep Research Society (ESRS). Those guidelines are the product of consensus of top European sleep medicine experts and are approved by all European National Societies of Sleep Medicine (Assembly of National Sleep Societies, ANSS). The Croatian Society for Sleep Medicine of the Croatian Medical Association adopted the EU Guidelines given by the European Society ESRS (2).

The program of postgraduate specialist study Sleep Medicine is based on the Catalogue of knowledge and skills given by the educational committee EduComm of the European society ESRS (3). Also, the core teaching material is a newly published (Wiley and ESRS) European Sleep Medicine Textbook edited by Bassetti, Đogaš and Peigneux with the contribution of around 100 top European experts in sleep medicine (4).

There is a modular teaching system based on ECTS credits and the program will be fully open for horizontal and vertical mobility in Croatia and Europe. There are immediate plans to make the agreements with several universities in Italy and Slovenia. Following the first generation of Croatian students, the enrolment will be open for Central-East European countries, which already expressed their willingness to participate.

This study program is well suited within the University of Split School of Medicine strategy. Starting the postgraduate specialist study program Sleep Medicine would ensure the

University of Split's leading position in the field of sleep medicine in the Republic of Croatia and in Europe. Even further, this study will make the University of Split a regional educational center in the field of sleep medicine.

Literatura / *References*

1. Fischer J, Đogaš Z, Bassetti CL, Berg S, Grote L, Jennum P, Levy P, Mihaicuta S, Nobili L, Riemann D, Puertas Cuesta FJ, Raschke F, Skene DJ, Stanley N, Pevernagie D; Executive Committee (EC) of the Assembly of the National Sleep Societies (ANSS); Board of the European Sleep Research Society (ESRS), Regensburg, Germany. Standard procedures for adults in accredited sleep medicine centres in Europe. J Sleep Res 2012;21(4):357-68.
2. Pevernagie D; Steering Committee of European Sleep Research Society. European guidelines for the accreditation of Sleep Medicine Centres. J Sleep Res 2006;15(2):231-8.
3. Penzel T, Pevernagie D, Đogaš Z, Grote L, de Lacy S, Rodenbeck A, Bassetti C, Berg S, Cirignotta F, d'Ortho MP, Garcia-Borreguero D, Levy P, Nobili L, Paiva T, Peigneux P, Pollmächer T, Riemann D, Skene DJ, Zucconi M, Espie C; Sleep MedicineCommittee; European Sleep Research Society. Catalogue of knowledge and skills for sleep medicine. J Sleep Res 2014;23(2):222-38.
4. Sleep Medicine Textbook, Editors: Bassetti C, Đogaš Z, Peigneux P. Wiley & European Sleep Research Society, Regensburg, 2014.

STRUČNI STUDIJI NA MEDICINSKOM FAKULTETU

I POKRETANJE SVEUČILIŠNIH ZDRAVSTVENIH STUDIJA NA SVEUČILIŠTU U SPLITU

PROFESSIONAL STUDIES AT THE SCHOOL OF MEDICINE

AND ESTABLISHMENT OF HEALTH STUDIES PROGRAMME AT THE UNIVERSITY OF SPLIT

Ministarstvo znanosti i tehnologije (MZT) Republike Hrvatske zbog poznatih je teškoća u radu Veleučilišta u Splitu, zapravo njegova kraha 2001. godine, preporučilo Sveučilištu u Splitu, odnosno Medicinskomu fakultetu, osnivanje i izvođenje stručnih studija, i to: Sestrinstva, Inženjera medicinske radiologije i Fizioterapeuta. Fakultetsko vijeće Medicinskoga fakulteta prihvatilo je preporuke MZT-a i Sveučilišta u Splitu te je, na prijedlog Uprave Fakulteta, imenovalo voditelje stručnih studija sa zadatkom žurne izrade nastavnih planova tih studija. Oni su u kratkom roku, uvažavajući potrebu nužnoga približavanja svjetskim standardima u sestrinstvu, radiološkoj tehnologiji i fizioterapiji, a prema preporukama međunarodnih strukovnih organizacija i projekta Svjetske zdravstvene organizacije (WHO) „Zdravlje za sve do 2000. godine" i drugih relevantnih preporuka te služeći se iskustvima nastavnih planova Stručnih studija na Medicinskom fakultetu u Rijeci i Zdravstvenom veleučilištu u Zagrebu, izradili plan i program nastave novoformiranih stručnih studija na Medicinskom fakultetu u Splitu. To je omogućilo da se već u akademskoj godini 2001./2002. upišu bivši studenti Veleučilišta u Splitu koji su, prema kriterijima dogovorenima s MZT-om, imali uvjete nastaviti školovanje na MF-u u Splitu. Dio studenata bivšega Veleučilišta nije prešao na MF, nego je ostao na Sveučilištu, a nastava za njih odvijala se u okviru novoformiranoga Odjela za stručne studije Sveučilišta, čiji je prvi voditelj bio prof. dr. sc. A. Belak, a nakon toga viši predavač mr. sc. B. Plazibat. Medicinski fakultet Sveučilišta u Splitu

Due to the difficulties in the work of the University of Applied Sciences in Split, and in fact its collapse in 2001, the Ministry of Science and Technology (MST) of the Republic of Croatia recommended to the University of Split and the School of Medicine the establishment of professional study programmes for nurses, medical radiology engineers and physiotherapists. Faculty Council of the School of Medicine accepted the recommendations of the MST and the University of Split and at the proposal of the School management appointed the Chairs of professional studies who had to make curricula urgently. They created curricula of the newly formed professional study programmes at the School of Medicine in Split taking into account the need for meeting the international standards in nursing, radiologic technology and physiotherapy. They took into account the recommendations of international professional organizations and the World Health Organization (WHO) project "Health for All by the Year 2000" and other relevant recommendations, as well as the curricula of professional studies at the University of Rijeka School of Medicine and University of Applied Health Sciences in Zagreb. It enabled former students of the University of Applied Sciences in Split to enrol in the academic year 2001/2002, who met conditions to continue their education at the School of Medicine in Split according to criteria agreed with the MST. A number of former students of the University of Applied Sciences did not move to the School of Medicine, but remained at the University. Their classes were carried out

obvezao se obavljati sve nastavne potrebe tih studenata u suradnji s Odjelom za stručne studije Sveučilišta. Dio tih studenata, prije upisa na Studij sestrinstva, nije imao završenu srednju medicinsku školu, stoga je za njih trebalo, u dogovoru sa Srednjom medicinskom školom u Splitu, organizirati dodatnu nastavu kako bi stekli odgovarajući stupanj obrazovanja i mogli nastaviti studij Sestrinstva. Program studija bio je prilagođen suvremenim potrebama struke, primjeren sposobnostima budućih studenata te aktualnim potrebama suvremenoga zdravstva. Na temelju takva programa MZT je, 8. lipnja 2001. godine, izdao privremenu dopusnicu Medicinskomu fakultetu Sveučilišta u Splitu na rok od tri godine te ju je u travnju 2004. godine produljilo, s ciljem da se omogući završetak školovanja studentima koji su studij upisali po starom programu.

Dakle, od jeseni 2001. godine nositeljem Stručnoga studija sestrinstva postao je Medicinski fakultet Sveučilišta u Splitu. Voditeljem stručnoga studija imenovan je prof. dr. sc. Nikola Bradarić. Naziv studija bio je Stručni studij sestrinstva. Uvjeti upisa bili su završen program četverogodišnjega školovanja srednje zdravstvene škole (smjer sestrinstvo ili primaljstvo) i razredbeni ispit. Trajanje obrazovanja studenata studija sestrinstva iznosi šest semestara, uz obvezan diplomski rad kao završni ispit.

U prvom programu predviđeni optimalni broj polaznika bio je 50 studenata. Zbog ukidanja Veleučilišta u Splitu školske godine 2001./2002. iznimno je upisano 147 studenata, od čega 138 izvanrednih i devet redovitih. Nastava za te studente započela je 1. travnja 2002. godine razlikovnim prvim i drugim semestrom (zbog razlika u nastavnim programima po kojima su studenti studirali na Veleučilištu i sada na MF-u u Splitu). Broj upisanih studenata koji su od školske godine 2002./2003. upisivani na temelju rezultata na razredbenom ispitu kretao se od 73 do 82 upisana studenata, svi redoviti studenti.

Nastava se provodila kroz 40-ak različitih kolegija i tri izborna predmeta s ukupno 2716 sati nastave, uz nešto veći broj sati praktične nastave 1328/1388, u prostorima MF-a u Splitu, na klinikama/zavodima/odjelima KB-a Split te DZ-a Split, a dio praktične nastave obavljen je u bolnicama i domovima zdravlja od Zadra do Dubrovnika, gdje su studenti pripadali prema mjestu stanovanja. Cilj obrazovanja bio je da viša medicinska sestra/viši medicinski tehničar ovlada znanjima i praktičnim vještinama za samostalno obavljanje zahtjevne sestrinske prakse. Neke su od njihovih zadaća rad

at the newly formed University Department of Professional Studies whose first Head was Professor A. Belak, followed by senior lecturer B. Plazibat. University of Split. School of Medicine continued to deliver classes in collaboration with the University Department of Professional Studies. Some of these students, prior to studying Nursing, had not completed Medical High School and it was necessary to organize additional classes for them in order to acquire the appropriate level of education and to be able to continue study of Nursing. The curriculum was adapted to the contemporary needs of the profession, suitable for prospective students and current needs of modern health care. Based on such a programme on the 8th June 2001, the MST issued a temporary licence to the School of Medicine, University of Split for a period of three years. It was extended in April 2004 to enable students who enrolled under the previous programme to complete their studies. Since autumn of 2001, the School of Medicine, University of Split has been carrying out the professional study of nursing. Professor Nikola Bradarić, was appointed the Head of the Professional Study Programme. Name of the study was Professional Study of Nursing.

Entry requirements were a completed four-year medical high school education programme (nursing or midwifery) and entrance exam. The study lasted six semesters, with mandatory thesis as a final exam.

The optimum number of students was 50, but due to the collapse of the University of Applied Sciences in Split, 147 students were enrolled in the academic year 2001/2002, of which 9 were regular and 138 part–time students. Classes began on April 1st, 2002. The first and second semesters were differential due to differences in the curricula delivered at the University of Applied Sciences and the School of Medicine. Since academic year 2002/2003, number of students enrolled on the basis of the entrance examination results ranged from 73 to 82, and they were all full-time students.

There were 40 different courses and three elective courses with a total of 2716 hours of instruction, with a slightly higher number of hours of practical training 1328/1388, at the School of Medicine in Split, the clinics/institutes/departments of University Hospital of Split and Health Centre Split. Part of the practical training was done in hospitals and health centres from Zadar to Dubrovnik, in students' places of residence. The goal of education was that the senior nurse acquires the knowledge and practical skills to independently perform demanding nursing practice. Some

po principima jedinstvene sestrinske prakse poštujući individualnost štićenika, primjenjujući adekvatnu komunikaciju sa štićenicima, članovima obitelji i članovima tima; nadalje, praćenje rasta i razvoja čovjeka u svim životnim ciklusima te poduzimanje aktivnosti koje će pridonijeti unaprjeđenju rasta, razvoja, reprodukcije i zdravoga življenja; sudjelovanje u medicinskim timovima čija je zadaća praćenje zdravstvenoga stanja bolesnika, planiranje dijagnostičkih i terapijskih postupaka te postupaka njege u okviru svojih ovlasti i stečenih znanja; organiziranje i nadziranje sestrinske skrbi u različitim zdravstvenim ustanovama, socijalnim ustanovama koje skrbe o bolesnicima i nemoćnim osobama i u domovima štićenika, vođenje sestrinske dokumentacije i ocjenjivanje rezultata rada. Konačno, obveza im je također kontinuirano učenje, praćenje srodnih znanosti, edukacija mlađih naraštaja i ponašanje sukladno zakonskim, moralnim i etičkim normama. Nakon što je Medicinski fakultet u Splitu ostvario četverogodišnje iskustvo u školovanju viših medicinskih sestara/viših medicinskih tehničara na Stručnom studiju sestrinstva, pristupilo se i reformama plana i programa studiranja sukladno preporukama Münchenske i Bolonjske deklaracije. Uvedene su i neke specifičnosti i novosti u školovanje naših studenata, koje su tijekom rasprava i koordinacija bile prihvaćene i od ostalih stručnih studija, te su pronašle mjesto u novim, usklađenim programima, usuglašenima tijekom 2005. godine koordinacijom svih stručnih studija, sa željom i obvezom približavanja naših programa sličnim programima u zemljama Europske zajednice. Program je sukladan programu učilišta u Nizozemskoj jer je izrađen prema sugestijama njihovih stručnjaka. Studij po novom programu, koji je počeo u školskoj godini 2005./2006., traje šest semestara s ukupno 51 kolegijem i devet izbornih predmeta, od kojih se biraju tri s ukupno 4960 sati, od čega na predavanja i seminare otpada 1440, na praktični rad 1600 i na učenje 1920 sati. Na temelju toga predloženog programa Ministarstvo znanosti, obrazovanja i športa 9. lipnja 2005. godine izdalo je dopusnicu Medicinskom fakultetu Sveučilišta u Splitu za izvođenje stručnog studija Sestrinstvo. Studij traje tri godine, završetkom studija stječe se 180 ECTS bodova, a završetkom studija pristupnici dobivaju akademski naziv prvostupnik/prvostupnica (baccalaureus) sestrinstva.

Voditelj stručnoga studija Sestrinstvo (do završetka njegova izvođenja na Medicinskom fakultetu) bio je prof. dr. sc. Nikola Bradarić uz pomoćnice prof. dr. sc. Tatijanu Zemunik i vms Mariju Županović, a voditeljica referade bila je mr. sc. Ina Stašević (do listopada 2005. godine), odnosno Anita Zorica (od 1. listopada 2005. godine do njezina odlaska na Sveučilišni

of their duties were working in accordance with principles of nursing practice respecting the individuality of patients, having appropriate communication with patients, family members and team members. In addition, the duties include monitoring the growth and human development throughout the life cycle and undertaking activities which contribute to the improvement of growth, development, reproduction and healthy living, participation in medical teams (whose duty is monitoring the health status of patients), planning diagnostic and therapeutic procedures and nursing care processes within their powers and acquired knowledge. It also includes organizing and monitoring nursing care in different health institutions, social institutions caring for the sick and disabled people and resident homes, keeping nursing documentation and evaluating performance. Finally, they are obliged to continuously learn, follow related sciences, educate younger generations and behave in accordance with legal, moral and ethical standards. After four-year experience in training senior nurses at the professional study program in nursing, it was decided to reform curricula in accordance with the recommendations of the Munich and Bologna Declarations. It introduced some specific features and novelties in the education of our students, later accepted by other professional studies, which found a place in the new programs harmonized in 2005 by coordinating all professional studies, aiming to be similar to the programs in the European Union countries. The program complied with Dutch college program. The new study program, which began in the academic year 2005/2006, lasted six semesters with a total of 51 courses and nine elective courses, from which three are chosen, with a total of 4960. There were 1440 hours of lectures and seminars, 1600 of practical training and 1920 of independent student work. Based on this proposed program, the Ministry of Science, Education and Sports, on June 9th, 2005 granted a license to the School of Medicine, University of Split, to carry out the professional study of Nursing. The study lasts for three years. Upon completion, students obtain 180 ECTS credits, and are awarded the academic title of Bachelor of Nursing. Head of the Professional Study of Nursing at the School of Medicine was Professor Nikola Bradarić, Assistant Professor Tatijana Zemunik, and Senior Nurse Marija Županović were his assistants, Ina Stašević, MSc was Head of the Student Administration Office (until October 2005), and Anita Zorica from October 1st, 2005 until transferring to the University Department of Health Studies). By the end of carrying out professional studies at the School of Medicine in 2011, 656 nurses graduated. In accordance with the Statute of the School of Medicine and the partnership

odjel zdravstvenih studija u istoj funkciji). Do završetka izvođenja nastave stručnih studija na MF-u 2011. godine ukupno je diplomiralo 656 medicinskih sestara - stručnih prvostupnika/prvostupnica sestrinstva, kojima su sukladno Statutu MF-a i partnerskom ugovoru sa Sveučilišnim odjelom zdravstvenih studija Sveučilišta u Splitu na MF-u podijeljene i odgovarajuće diplome o završenom bakalaureatu.

Glede stručnoga studija Fizikalna medicina (poslije Fizioterapija) dr. sc. Tonko Vlak, voditelj Odjela za fizikalnu medicinu, rehabilitaciju i reumatologiju KB-a Split te voditelj kolegija Fizikalna medicina i rehabilitacija na MF-u, dobio je zadatak da napravi plan i program nastave trogodišnjega stručnog studija fizioterapije, služeći se svim raspoloživim resursima splitskoga MF-a i KBC-a Split, sa željom da osmišljena nastava bude u skladu sa sličnim stručnim studijem zagrebačke Visoke zdravstvene škole te da udovolji svim stručnim zahtjevima u procesu edukacije novih naraštaja fizioterapeuta.

Prihvaćajući se toga zahtjevnoga i složenog posla, uvažavajući činjenicu nužnoga približavanja svjetskim standardima u izobrazbi stručnih kadrova koji rade u području fizikalne terapije i medicinske rehabilitacije, a prema preporukama Svjetske konfederacije za fizikalnu terapiju (WCPT), plan i program nastave novoformiranoga studija zahtijevao je i određene pomake u sustavu obrazovanja te organizaciji kliničkoga rada fizioterapeuta. Naime, fizikalna terapija (fizioterapija) autonomna je struka čiji bi praktičari trebali raditi u otvorenom i ravnopravnom profesionalnom odnosu s ostalim zdravstvenim stručnjacima, koji su članovi rehabilitacijskoga tima. Fizioterapeuti procjenjuju bolesnike, planiraju i provode fizikalnu terapiju rabeći različite dostupne nam fizikalne agense (pokret, električnu energiju, vodu, toplinu – hladnoću, minerale, ljekovite peloide, klimatske uvjete, ultrazvuk, svjetlo, elektromagnetsko polje i sl.) u suradnji s bolesnicima ili korisnicima i njihovim obiteljima, a pod nadzorom i po uputama doktora medicine – specijalista za fizikalnu medicinu i rehabilitaciju. Razvoj rehabilitacijske struke u Europi i svijetu obilježuje povećan opseg znanja i vještina fizioterapeuta, kao neposrednih sudionika u procesu liječenja i rehabilitacije.

Radi prilagodbe takvim zahtjevima i objektivnoga sagledavanja potreba struke te novonastalim prilikama na MF-u Sveučilišta u Splitu, u kratkom vremenu osmišljen je i isplaniran trogodišnji stručni studij fizikalne terapije, koji je omogućio da se već u jesen 2001. godine upiše prva generacija studenata stručnoga studije Fizikalne terapije.

agreement with the University Department of Health Studies, University of Split they were awarded diplomas for completing the baccalaureate. Regarding the professional study of Physical Medicine (later Physiotherapy) PhD. Tonko Vlak, Head of the Department of Physical Medicine, Rehabilitation and Rheumatology in the University Hospital of Split and Physical Medicine and Rehabilitation course coordinator at the School of Medicine, was appointed to make the curriculum for the three-year professional study of physiotherapy, using all available resources of the School of Medicine and the University Hospital of Split, harmonising it with similar professional study of the University of Applied Health Sciences in Zagreb and meeting all professional requirements in the educating new generations of physiotherapists. In order to meet the international standards in training professional staff working in the field of physical therapy and medical rehabilitation, and according to the recommendations of the World Confederation for Physical Therapy (WCPT), the curriculum of the newly formed study programme demanded certain improvements in the education system, as well as in the organization of the physiotherapist's clinical work. Physical therapy (physiotherapy) is an autonomous profession whose practitioners should work in an open and equal professional relationship with other health professionals who are members of the rehabilitation team. Physiotherapists assess patients, plan and implement physical therapy using a variety of available physical agents (movement, electricity, water, heat-cold, minerals, peloids, climate, ultrasound, light, electromagnetic field, etc.) in cooperation with patients or users and their families, under supervision and instructions of medical doctors - specialists in physical medicine and rehabilitation. Development of rehabilitation professionals in Europe and the world is marked by the increased range of physiotherapists' knowledge and skills. A three-year professional study program of physical therapy was designed and planned in a short time taking into consideration the requirements and objective perception of the needs of the profession and the new situation at the School of Medicine, University of Split. It allowed enrolling the first generation of students of the professional study of physical therapy in the autumn of 2001.

The curriculum was adapted to the contemporary needs of the profession, appropriate for prospective students and current needs of modern health care. The entire curriculum was created by the future Head of the professional studies Tonko Vlak, PhD, with technical assistance from Ina Stašević, MSc. It was harmonised with curriculum of the University of Applied

Program studija bio je prilagođen suvremenim potrebama struke, primjeren sposobnostima budućih studenta te aktualnim potrebama suvremenoga zdravstva, a cjelokupni nastavni plan i program sastavio je budući voditelj stručnoga studija dr. sc. Tonko Vlak, uz tehničku pomoć mr. sc. Ine Stašević, sukladno postojećemu planu Visoke zdravstvene škole u Zagrebu, koji je tada procijenjen kao najkompetentniji. Dakle voditeljem stručnoga studija imenovan je prim. dr. sc. Tonko Vlak, a pomoćnikom voditelja imenovana je Anita Dujmović, viša fizioterapeutkinja. Naziv studija u početku je bio Fizikalna terapija, što je 2005. godine zamijenjeno nazivom Fizioterapija radi usklađenja sa svim ostalim istovjetnim studijima u Republici Hrvatskoj.

Uvjeti upisa na stručni studij bili su završen obrazovni program bilo koje četverogodišnje srednje škole te položeni razredbeni ispit. Trajanje obrazovanja naših studenata iznosilo je 6 semestara, uz obvezan diplomski rad, kao završni ispit. Cilj nastave, koja se provodila kroz 40-ak različitih kolegija, uz značajno veći broj sati posvećenih praktičnomu radu (u odnosu na teorijsku nastavu), u prostorima MF-a u Splitu, na klinikama/zavodima/odjelima KB-a Split te Fakultetu fizičke kulture i FESB-u, bio je da se studenti osposobe za svoje buduće zanimanje, sukladno prihvaćenim standardima fizioterapije. Zbog toga možemo reći da je već tada naš studij udovoljavao kriterijima horizontalne povezanosti i integracije u nastavi svih sastavnica splitskoga Sveučilišta, što će poslije postati vrlo bitna odrednica u visokom obrazovanju na razini našega Sveučilišta. Stručni studij Fizioterapije ukupno je diplomirao 251 fizioterapeut - stručni prvostupnik / stručna prvostupnica fizioterapije. U novom okruženju (nova sastavnica Sveučilišta u Splitu – Sveučilišni odjel zdravstvenih studija od 2011. godine), s prijašnjim nastavnicima i profesorima MF-a, koji su rukovodili procesima upravljanja, provedena je i namjera da se uz preddiplomski studij Fizioterapije 2014. godine započne s obrazovanjem fizioterapeuta na diplomskom studiju, čija prva generacija studenata 2016. godine privodi kraju svoje završne radove, čijom će obranom steći naziv magistara fizioterapije.

Glede studija Inženjera medicinske radiologije (od 2010. godine radioloških tehnologa) od 2000. godine obrazovanje se odvija u organizaciji Veleučilišta u Splitu, odnosno Medicinskoga fakulteta Sveučilišta u Splitu, već od 2001./2002. godine. Voditelj je prof. dr. sc. Josip Mašković, a pomoćnici doc. dr. sc. Liana Cambj Sapunar i dr. sc. Ivana Štula. U tih prvih deset godina upisane su dvije generacije studenata, a nastavu su u cijelosti realizirali nastavnici i suradnici Kliničkoga zavoda

Health Sciences in Zagreb, at that time assessed as the most competent. So the Head of the professional study was Tonko Vlak, PhD and Anita Dujmović, senior physiotherapist, was appointed his Assistant to the Head. Name of the study was initially Physical Therapy, which was in 2005 replaced by Physiotherapy to comply with the all other equivalent studies in Croatia. Entry requirements were: completed four-year high school education programme and entrance exam. The study lasted six semesters, with mandatory thesis as a final exam. There were 40 different courses with considerably higher number of hours of practical training in relation to the theory. They were carried out at the School of Medicine in Split, the clinics / institutes / departments of University Hospital of Split and the Faculty of Kinesiology and Faculty of Electrical Engineering, Mechanical Engineering and Naval Architecture in Split. The goal of education was to train students for their future profession in accordance with accepted standards of physiotherapy. Therefore, it can be said that our study met the criteria of horizontal integration and integration in teaching of all components of the University of Split, which will later become a very important factor in higher education at the level of our University. 251 physiotherapists - Professional Bachelors of Physiotherapy graduated from the professional study of Physiotherapy. In the new environment (since 2011, the new constituent of the University in Split, University Department of Health Studies) with former teachers and Professors of the School of Medicine, who directed management processes, the education of physiotherapists at the graduate level started in 2014. They will complete their study in 2016 and acquire the title of Master of Physiotherapy.

The study programme for Medical Radiology Engineers (radiologic technologists since 2010) was carried out the University of Applied Sciences in Split since 2000, and at the School of Medicine, University of Split from the academic year 2001/2002. The Head was Prof Josip Mašković, PhD, and his assistants were Assistant Prof Liana Cambj Sapunar, PhD, and Ivana Štula, PhD. Two generations of students were enrolled in the first ten years, and classes were delivered entirely by teachers and associates of the Clinical Institute for Diagnostic and Interventional Radiology, School of Medicine and Clinical Hospital Centre Split. By August 31, 2010, 81 students graduated and were awarded the title of medical radiology engineer - professional bachelor of medical radiology. The two-year study for Medical Radiology Engineers in 1999 became the three-year study program, which was designed by the Head of study programs at the Advanced School of Nursing and Health Technicians in Zagreb Prof Zlatan Car,

za dijagnostičku i intervencijsku radiologiju Medicinskoga fakulteta i KBC-a Split. Do 31. kolovoza 2010. godine ukupno je diplomirao 81 inženjer medicinske radiologije - stručni prvostupnik / stručna prvostupnica medicinske radiologije.

S dvogodišnje razine obrazovanja inženjera medicinske radiologije 1999. godine prelazi se na trogodišnju, a program trogodišnjega studija osmislio je voditelj studija na Višoj školi za medicinske sestre i tehničare u Zagrebu prof. dr. sc. Zlatan Car s užim krugom suradnika. Taj novi program studiranja počinje se primjenjivati u akademskoj godini 1999./2000. Nakon 2000. program studija dopunjavan je i proširen, a još značajniji iskorak učinjen je 2005. prihvaćanjem Bolonjskoga programa kojim je nastavni sadržaj dodatno značajno proširen novim redovnim i izbornim kolegijima. Tada je ujedno izmijenjen nastavni plan i program svih radioloških stručnih studija u Hrvatskoj (Zagreb, Split, Rijeka) te po koncepciji i sadržaju značajno usklađen s obrazovanjem u zemljama Europske unije.

Europski studiji istoga sadržaja i namjene traju tri ili četiri godine. Manji broj trogodišnjih studija predviđa poslijediplomsku obveznu pripravničku stručnu praksu. Trogodišnji studiji koji imaju obvezu poslijediplomske stručne prakse, među kojima je i naš studij, opterećenjem su ekvivalentni četverogodišnjim studijima.

Ulazni je kriterij na studij 12 godina prethodnoga školovanja (Slovenija i Austrija) i navršenih 18 godina starosti (Hrvatska i Njemačka 17 godina). U navedenim je zemljama trajanje studija tri godine. Ako se nastavnom opterećenju našega studija pribroji sada još uvijek obvezni pripravnički staž od jedne godine, nakon završenoga temeljnoga trogodišnjeg studija, školovanje naših stručnjaka među najopsežnijim je u Europi. No, Higher Education Network for Radiography in Europe (HENRE), organizacija koju financira Europska komisija radi usklađivanja obrazovanja radioloških tehnologa (prethodno inženjeri medicinske radiologije) u zemljama Europske unije u svojem dokumentu "Tuning Template for Radiography in Europe" navodi da je radiografska profesija regulirana Direktivom 2005/36/EU te preporučuje visoko obrazovanje radioloških tehnologa na trima razinama: preddiplomska razina (*bachelor level*), diplomska razina (*master's level*) i poslijediplomska razina (*doctoral level*). Dakle, predloženi sustav obrazovanja radioloških tehnologa identičan je onomu kakav je prihvaćenom u Hrvatskom modelu sveučilišnoga obrazovanja zdravstvenih radnika. Drugim riječima, njihov zaključak o potrebama i načinu usklađivanja visokoga

PhD, with a narrow circle of associates. This new program of study was implemented in the academic year 1999/2000. After 2000 the program has been revised and extended, and significant step forward was made in 2005 by accepting the Bologna program which significantly expanded curriculum with new essential and elective courses. The curricula of all radiological professional study programs in Croatia (Zagreb, Split, and Rijeka) were revised and harmonised with programs in the European Union countries. The European study programs with the same content and purpose last three or four years. A small number of three-year study programs provides post-graduation mandatory internship placement. The three-year study, which have an obligation to post-graduation professional practice, including our study, have loads equivalent to four-year study.

Entry criteria are 12 years of previous education (Slovenia and Austria) and 18 years of age (17 years in Croatia and Germany). In these countries the study lasts three years. If teaching load includes one-year compulsory internship the training of our students is among the most comprehensive in Europe. But the Higher Education Network for Radiography in Europe (HENRE), an organization funded by the European Commission to harmonize education of radiologic technologists (earlier medical radiology engineers) in the European Union, in its document "Tuning Template for Radiography in Europe", states that radiography is regulated by Directive 2005/36/EU, and recommends higher education of radiologic technologists at three levels: undergraduate level (bachelor level), graduate level (master's level) and post-graduate level (doctoral level). Thus, the proposed system of radiologic technologists' education is identical to one accepted in the Croatian model of university education for health professionals. In other words, their conclusion about the needs and the way of harmonizing the higher education of radiologic technologists in the European Union countries and candidate countries is fully aligned in this Elaborate. The education of radiologic technologists in the United States is almost identical. In fact, in the US in 2005 Joint Review Committee on Education in Radiologic Technology's (JRCERT) demanded that the directors and lecturers at the radiologic technology and imaging methods study programmes complete the Master's degree level of education by 2009 (information is available on the website www.rt-image.com/0912JRCERT). This demand has led to the opening of several study programs at the universities in the USA, and among the first to recognize the need and develop a programme was Thomas Jefferson University in Philadelphia.

obrazovanja radioloških tehnologa u zemljama Europske zajednice i pristupnim zemljama kandidatima u ovom je Elaboratu u potpunosti usklađen.

Gotovo istovjetan je i program obrazovanja radioloških tehnologa u SAD-u. Naime, u SAD-u je 2005. godine Joint Review Committee on Education in Radiologic Technology's (JRCERT) postavio zahtjev da voditelji i predavači studija radioloških tehnologija i slikovnih metoda do 2009. godine trebaju završiti *master's degree* razinu obrazovanja (informacije su dostupne na mrežnoj stranici www.rt-image.com/0912JRCERT). Taj zahtjev doveo je do otvaranja nekoliko studijskih programa na visokim učilištima u SAD-u, a među prvima je prepoznao potrebu i razvio program Thomas Jefferson University u Philadelphiji. Program se temelji na shemi studija 3 + 2 godine, gdje je uvjet za upis diplomskoga magistarskog studija završetak *baccalaureate degree* u trajanju od tri godine i najmanje jedne godine rada u području radioloških tehnologija. Studijski program *baccalaureate degree* na navedenom visokom učilištu pruža edukacijski i upravljački smjer obrazovanja (informacije su dostupne na www.jefferson.edu/JCHP/di/msris.cfm). S obzirom na prije navedena svjetska i europska iskustva, razvidno je da su se razvojem radioloških tehnologija i radiološke znanosti stvorili uvjeti i potreba za otvaranjem diplomskoga studija radiološke tehnologije i u našoj zemlji.

Iako je program školovanja koji se provodio na stručnom studiju Sestrinstvo, Fizioterapija i Radiološka tehnologija, značajno usklađen s europskim standardima i temeljen na uskoj suradnji s ostalim ustanovama slična profila u Republici Hrvatskoj (Visoka zdravstvena škola u Zagrebu i Medicinski fakultet u Rijeci), sve složenije razine zdravstvene skrbi, primjena novih tehnologija i terapijskih postupaka nameću nužnost podizanja razine obrazovanja zdravstvenih radnika (zakonska definicija ovih profesionalaca u sustavu zdravstva) na sveučilišnu razinu. Zato je na 69. sjednici Nacionalnoga vijeća za visoko obrazovanje RH 3. veljače 2010. godine donesena odluka o izradi hrvatskoga modela sveučilišnog obrazovanja zdravstvenih radnika u Republici Hrvatskoj. Nakon detaljnoga upoznavanja stanja obrazovanja zdravstvenih radnika (posebno Zakonom reguliranih profesija u zdravstvu), hrvatskih tradicijskih posebnosti i realnih potreba hrvatskoga društva te aktualnoga stanja i trenda sveučilišnoga obrazovanja zdravstvenih radnika u europskim zemljama, radna grupa koju je predvodio prof. dr. sc. S. Janković (kao zaduženi član NVVO-a), nakon brojnih konzultacija u stručnim institucijama, stručnim komorama i stručnim razredima

The program is based on 3 + 2 model of study. A three-year baccalaureate degree completion is required to enrol in graduate university study programmes and at least one year of work experience in the field of radiologic technology. Master's degree provides education and management track (information is available at www.jefferson.edu/JCHP/di/msris.cfm). Due to the above-mentioned experiences in the world and Europe, it is clear that the development of radiologic technology and science has created the conditions and need for the graduate study of radiologic technology in Croatia as well. Although the professional study programs of Nursing, Physiotherapy and Radiologic Technology were significantly aligned with the European standards and based on close cooperation with other institutions of similar profile in the Republic of Croatia (University of Applied Health Sciences in Zagreb and the School of Medicine in Rijeka), more and more complex levels of health care, the use of new technologies and therapeutic procedures imposed the necessity of raising the level of education of health professionals (legal definition for professionals in the health care system) to the university level. Therefore, on February 3, 2010, at the 69th session of the National Council for Higher Education of the Republic of Croatia adopted the decision on developing the Croatian model of university education for health professionals in the Republic of Croatia. After a detailed insight into the education of health professionals (especially the regulated professions in the health sector), Croatian specificities, real needs of the Croatian society and the current state and trend of university education of health professionals in European countries, the working group led by Prof. S. Janković, PhD (as a responsible member of NCHE), after numerous consultations in professional institutions, professional chambers and professional departments, developed the Croatian model of university education for health professionals. Proposed model of university education of health professionals in the Republic of Croatia was supported at 73th session of the National Council for Higher Education NCHE held on 2 June 2010 with a recommendation that "all the parties involved should be included in a broader discussion, whereas possible financial issues are to be settled by universities themselves" The model got the public's right at the thematic conference Education of health workers in the Republic of Croatia organized by the Ministry of Health and Social Welfare and the Ministry of Science, Education and Sports Croatian held in Zagreb on 8 July 2010. After harmonised, detailed opening speech provided by two authorized Ministries the needs of the health system for different types of health professionals, their employment opportunities on

izradila je Hrvatski model sveučilišnog obrazovanja zdravstvenih radnika. Predloženi model sveučilišnog obrazovanja podržan je na 73. sjednici Nacionalnoga vijeća za visoko obrazovanje održanoj 2. lipnja 2010. u Zagrebu, uz preporuku za „provođenje šire rasprave svih u to uključenih strana, a eventualna pitanja financijskog karaktera prepuštaju se samim sveučilištima". Model je dobio pravo javnosti (primjene) na tematskoj konferenciji „Obrazovanje zdravstvenih radnika u Republici Hrvatskoj" u organizaciji MZSS-a i MZOŠ-a održanoj u Zagrebu 8. srpnja 2010. godine. Na konferenciji su, nakon usklađenoga iscrpnoga uvodnog izlaganja dvaju nadležnih ministarstava, razmotrene potrebe zdravstvenoga sustava za pojedinim profilima zdravstvenih radnika, mogućnosti njihova zaposlenja na godišnjoj razini i stanje obrazovnoga sustava. U uvodnom izlaganju i u raspravi istaknute su hrvatske posebnosti u obrazovanju zdravstvenih radnika (binarni sustav obrazovanja, uvođenje petogodišnje srednje škole za medicinske sestre od 2010. godine itd.) te utvrđeno da već sada postoji potreba za sveučilišnom edukacijom zdravstvenih radnika, poglavito medicinskih sestara, uključujući sve tri razine obrazovanja: sveučilišnu preddiplomsku, diplomsku i poslijediplomsku razinu.

Predstojeća reforma sustava zdravstva u Republici Hrvatskoj uskoro predmnijeva kategorizaciju bolnica, kategorizaciju klinika/odjela, promjenu zdravstvenoga standarda, različite vrste osnovnoga i dodatnoga zdravstvenog osiguranja, što će sve zahtijevati i bitno drukčije profesionalne profile medicinskih kadrova, tako i sudionika u veoma važnom procesu medicinske njege. Demografski trendovi u našoj zemlji, sa stalno rastućim udjelom starijih osoba (osoba „treće životne dobi") u populaciji, porastu kroničnih nezaraznih bolesti, opći porast životnoga standarda, sve veći priljev turista iz cijeloga svijeta itd., upućuju na potrebu postojanja dobro organizirane mreže zdravstvenih ustanova (u državnom i privatnom vlasništvu) s vrhunski obrazovanim medicinskim sestrama i drugim zdravstvenim radnicima preddiplomske i diplomske sveučilišne razine. Osim navedenoga, sveučilišno obrazovani zdravstveni radnici trebaju steći znanja i vještine u području upravljanja i rukovođenja u sustavu javnoga i privatnoga zdravstva te biti osposobljeni za sudjelovanje u obrazovanju budućih naraštaja kao mentori/mentorice i predavači/predavačice polaznicima/polaznicama na sveučilišnim preddiplomskim i diplomskim studijima.

Nadalje, sve komore, udruge i strukovni razredi zdravstvenih radnika u Republici Hrvatskoj već godinama (uz nepodijeljenu potporu sličnih organizacija iz EU-a) jasno zastupaju

a yearly basis, staff forecasting for the coming period as well as the current status of the education system were considered. In his opening address, as in the discussion, the Croatian particularities in the education of health professionals were emphasized (binary system of education, the introduction of a five-year high school for nurses since 2010, etc.). The need for university education of health professionals was established, especially nurses, including all three levels of education: undergraduate, graduate and postgraduate level. The approaching reform of the healthcare system in the Republic of Croatia implies categorization of hospitals, categorization of clinics/departments, change of health standards, different types of basic and supplementary health insurance, which will require significantly different professional profiles of medical personnel, including the participants in the very important process of medical care. Demographic trends in our country, with growing number of older people ("third age" population) in the population, the increase of chronic non-communicable diseases, a general increase in living standards, an increasing influx of tourists from around the world, etc. point to the need for a well-organized network of medical institutions (both state and privately owned) with nurses and other healthcare professionals educated at undergraduate and graduate university level. In addition, university-educated health professionals need to acquire knowledge and skills in the field of management and leadership in the system of public and private health care and be able to participate in the education of future generations as mentors and lecturers at the university undergraduate and graduate studies. Furthermore, all chambers, associations and professional departments of health professionals in the Republic of Croatia (with the undivided support of similar organizations in the EU) have seen for years the necessity for higher education of health professionals at the university level, based on Directive 2005/36/EU which is binding on all EU member states. University undergraduate and graduate programs for a wide range of health professions (especially for regulated professions in the EU and the Republic of Croatia!) can meet the high standards of education. Such a level of education would not only make them equal with other professions, but they would acquire knowledge, skills and competencies for independent and responsible work within the scope of their profession and be able to assume the role of educators and/or leaders of the teams in increasingly diverse and complex health care. It was therefore absolutely urgent to launch university undergraduate and graduate study programs (primarily nursing) and doctoral studies, just as it defined in the Croatian model

nužnost visokoga obrazovanja zdravstvenih radnika na sveučilišnoj razini, a temelje ju na Direktivi 2005/36/EU koja je obvezujuća za sve zemlje članice EU-a. Sveučilišni preddiplomski i diplomski studij za cijeli niz zdravstvenih djelatnosti (a osobito za Zakonom regulirane profesije u EU-u i Republici Hrvatskoj!) može zadovoljiti visoke kriterije obrazovanja. Takvom razinom obrazovanja oni bi se u temeljnim ljudskim pravima na obrazovanje ne samo izjednačili s drugim profesijama već i stekli znanja, vještine i kompetencije za samostalno i odgovorno obavljanje poslova isključivo iz djelokruga svoje profesije (nikako kao „mali doktori") te uvjete za preuzimanje uloge edukatora/edukatorica i/ili voditelja/voditeljica timova različitih oblika sve raznolikije i složenije zdravstvene skrbi.

Zbog toga je bilo apsolutno opravdano žurno pokretanje preddiplomskoga sveučilišnoga i diplomskoga sveučilišnog studija (u prvom redu sestrinstva) te poslijediplomskoga doktorskog studija zdravstvenih radnika, upravo onako kako to i omogućuje prihvaćeni Hrvatski model obrazovanja zdravstvenih radnika u Republici Hrvatskoj.

Dakle, sukladno suvremenim potrebama hrvatskoga društva i u vrijeme koje je neposredno prethodilo primanju Republike Hrvatske u Europsku uniju, bilo je nužno provesti usklađivanje sveučilišnoga obrazovanja zdravstvenih djelatnika (medicinskih sestara, primalja, fizioterapeuta, radioloških tehnologa itd.) s direktivom 36/2005/EU (što je bio i jedan od uvjeta zatvaranja pregovaračkoga poglavlja tekućih pristupnih pregovora s EU-om) te kvalifikacijskim okvirom EU-a i Republike Hrvatske za međusobno priznavanje kvalifikacija u zdravstvenim djelatnostima (13, 14, 15, 16). Konačno, uza sve navedeno, postojao je i jasni interes Medicinskoga fakulteta (što je zapisano i u Strategiji njegova razvoja 2010. – 2014. godine nakon provedene vanjske evaluacije Fakulteta) za osnivanje posebne sastavnice Sveučilišta u Splitu na kojoj bi se obrazovanje zdravstvenih radnika podiglo sa stručne na sveučilišnu razinu. Senat Sveučilišta u Splitu prihvatio je tu inicijativu Fakultetskoga vijeća Medicinskoga fakulteta te na 41. sjednici Senata, održanoj 1. ožujka 2010. godine (pod točkom 6a dnevnoga reda) usvojio „Strateški plan osnivanja novih sveučilišnih preddiplomskih, sveučilišnih diplomskih, sveučilišnih integriranih, stručnih i specijalističkih diplomskih stručnih studija Sveučilišta u Splitu". U tom strateškom dokumentu za znanstveno područje biomedicina i zdravstvo predviđeno je osnivanje preddiplomskih i diplomskih sveučilišnih zdravstvenih studija nakon akademske 2010./2011., odnosno početak za akademsku 2011./2012.

of education of health professionals in the Republic of Croatia. Therefore, in accordance with contemporary needs of the Croatian society and at the time immediately preceding the accession of the Republic of Croatia to the European Union, it was necessary to harmonize university education of health professionals (nurses, midwives, physiotherapists, radiologic technologists, etc.) with the EU Directive 36/2005/EU (one of the conditions for closing negotiating chapters of the ongoing accession negotiations with the EU) and the qualifications framework of the EU and the Republic of Croatia for mutual recognition of qualifications in the health sector. Finally, in addition to the above, there was a strong interest of the School of Medicine (which is written in the Development Strategy 2010 - 2014 after an external evaluation of the School) for establishing specific component of the University of Split, which would take the education of health professionals to the university level. The Senate of the University of Split accepted the initiative of the School of Medicine Faculty Council at the 41st session of the Senate on March 1, 2010 (agenda item 6a) and adopted a "Strategic plan for the establishment of new university undergraduate, university graduate, university integrated, professional and specialist graduate professional studies at the University of Split". In that strategic document for the scientific field of Biomedicine and Health the establishment of university undergraduate and graduate health study programs was scheduled for the end of the academic year 2010/2011 or the beginning of the academic year 2011/2012. University Department of Health Studies (UDHS) is the legal successor of the Professional Studies of the School of Medicine in Split, the higher education institution, which took over further education of health professionals according to the current licence from the Ministry of Science, Education and Sports of the Republic of Croatia from June, 2005 and later obtained licences form MSES for university studies at the UDHS. This is the number of students who graduated from the UDHS since the establishment in 2011:

a) In April 2015:

- Nursing: 92 students (undergraduate university study program)
- Midwifery - 29 students
- Physiotherapy - 25 students
- Radiological Technology - 41 students
- Medical laboratory diagnostics - 36 students
- Nursing: 48 students (graduate study program)

godinu. Sveučilišni odjel zdravstvenih studija (SOZS) pravni je sljednik Stručnih studija Medicinskoga fakulteta u Splitu, odnosno visokoobrazovna institucija koja je nakon izdvajanja Stručnih studija od Medicinskoga fakulteta Sveučilišta u Splitu preuzela njihovo daljnje obrazovanje po važećim dopusnicama Ministarstva znanosti, obrazovanja i športa Republike Hrvatske od lipnja 2005. godine te po poslije dobivenim dopusnicama MZOS-a za sveučilišne studije na SOZS-u. Što se tiče sveučilišnoga obrazovanja zdravstvenih radnika na SOZS-u, od osnutka 2011. godine na SOZS-u je diplomiralo kako slijedi:

a) u travnju 2015. godine promovirano je:
- Sestrinstvo: 92 (preddiplomski sveučilišni smjer)
- Primaljstvo: 29
- Fizioterapija: 25
- Radiološka tehnologija: 41
- Medicinska laboratorijska dijagnostika: 36
- diplomski studij Sestrinstva: 48 studenata.

b) do 30. rujna 2016. očekuje se da će na SOZS-u biti promovirano:
- Sestrinstvo: 53 (preddiplomski sveučilišni smjer)
- Primaljstvo: 25
- Fizioterapija: 22
- Radiološka tehnologija: 27
- Medicinska laboratorijska dijagnostika: 26
- diplomski studij Sestrinstva: 19 studenata.

Zaključno, može se istaknuti da se pokretanjem Sveučilišnoga odjela zdravstvenih studija na Sveučilištu u Splitu (uz odluku i svekoliku pomoć Medicinskoga fakulteta) prvi put u Republici Hrvatskoj, po načelima Hrvatskoga modela sveučilišnoga obrazovanja zdravstvenih radnika, sveučilišni i stručni studiji usklađuju s onima u europskom obrazovnom sustavu prema zahtjevima Bolonjske deklaracije te prema Europskom i Hrvatskom kvalifikacijskom okviru. Sve to vodi ove zdravstvene profesije prema upisu u Registar zanimanja zdravstvenih radnika EU-a. Pročelnik SOZS-a u dvama mandatima (2011. – 2016. godine) bio je prof. dr. sc. Stipan Janković, zamjenik prof. dr. sc. Mile Dželalija (PMF), pomoćnik za nastavu i studentska pitanja dr. sc. Frane Mihanović, pomoćnik za znanost doc. dr. sc. Ante Obad (od 2016. doc. dr. sc. Vesna Antičević) te pomoćnica za pravna pitanja Ljubica Žunić, univ. spec. iur., viša predavačica.

b) Expected to be promoted by September 30, 2016:
- Nursing - 53 students (undergraduate university study program)
- Midwifery - 25 students
- Physiotherapy - 22 students
- Radiologic technology - 27 students
- Medical laboratory diagnostics - 26 students
- Nursing - 19 students (graduate study program)

In conclusion, it can be stated that launching the University Department of Health Studies at the University of Split (with the overall assistance of the School of Medicine) for the first time in Croatia, university and professional studies are harmonised with European education system according to the requirements of the Bologna declaration and the European and Croatian Qualifications framework and the principles of Croatian model of university education of health professionals. This enabled medical professions as registered in the EU register of occupational health professionals. The Head of the UDHS in two terms (2011- 2016) was Prof Stipan Janković, Deputy Head was Prof Mile Đelalija, Assistant to the Head for Teaching and Student Affairs was Frane Mihanović, PhD, Assistant to the Head for Science was assistant Prof Ante Obad, (from 2016 Assist Prof Vesna Antičević, PhD), and Assistant to the Head for Legal Affairs Ljubica Žunić, Univ. spec. iur., lecturer.

Literatura / *References*

1. World Health Organization. HEALTH 21: an introduction to the health for all policy framework for the WHO European Region. Copenhagen; 1998.
2. World Health Organization. Guide to Professional Regulation. Copenhagen: WHO; 2000.
3. World Health Organization. Nurses and Midwives for Health; A WHO European Strategy for Nursing And Midwifery Education. WHO Regional Office for Europe 2000.
4. World Health Organization. Nurses and Midwives: A Force for Health' Munich Declaration. Copenhagen: WHO European Office 2000.
5. The Bologna Declaration, a joint declaration of the European Ministers of Education convened in Bologna 1999; Bologna; 1999.
6. www.epnuffic.nl
7. Vlak T, Boban M, Franulović-Golja N, Eldar R. Teaching disability and rehabilitation medicine at the Medical school in Split, Croatia. Croat Med J 2004; 45 (1): 99-102.
8. Džidić I, Jelić M, Sekelj-Kauzlarić K, Vlak T, Bakran Ž, Eldar R. Rehabilitation medicine in Croatia-sources and practice. J Rehabil Med 2006; 38 (4): 209-211.
9. Jelić M, Sekelj-Kauzlarić K, Vlak T, Bakran Ž, Džidić I, Eldar R. The system for medical rehabilitation in Croatia. Disabil Rehabil 2006; 28 (15): 943 - 948.
10. Zoran Klanfar: Povijesni osvrt na Studij radiološke tehnologije. Prigodom proslave obilježavanja 40. obljetnice Zdravstvenoga veleučilišta u Zagrebu 2006.
11. Janković S, Boban M. Medicinski fakultet Sveučilišta u Splitu 1997. – 2007. Medicinski fakultet, 2007.
12. Direktiva 2005/36 EU, Strasbourg, 2005.
13. The European Qualifications Framework for lifelong learning (EQF), Luxembourg, European Commission; 2008.
14. Hrvatski kvalifikacijski okvir (Uvod u kvalifikacije). Vlada Republike Hrvatske, 2009.
15. Jankovic S, Mihanovic F, Simunovic V. The Croatian model of university education for health professionals. Coll Antropol 2010; 34: 1481–1485.
16. Janković S, Mihanović F, Jerončić R i sur. Elaborat opravdanosti utemeljenja Fakulteta zdravstvenih studija Sveučilišta u Splitu, 2010.

prof. dr. sc. Stipan Janković / Prof Stipan Janković, MD, PhD
prof. dr. sc. Nikola Bradarić / Prof Nikola Bradarić, MD, PhD
prof. dr. sc. Tatijana Zemunik / Prof Tatijana Zemunik, PhD
prof. dr. sc. Tonko Vlak / Prof Tonko Vlak, MD, PhD
prof. dr. sc. Josip Mašković / Prof Josip Mašković, MD, PhD

SREDIŠNJA MEDICINSKA KNJIŽNICA
CENTRAL MEDICAL LIBRARY

Ana Utrobičić, prof., dipl. knjiž. / Ana Utrobičić, MLIS

Elaborat o osnivanju Medicinskoga fakulteta Sveučilišta u Splitu iz 1995. godine predvidio je u prizemlju sadašnje zgrade A prostor za središnju medicinsku knjižnicu. Iako su osamostaljenje Studija i osnutak Fakulteta uslijedili već 1997. godine, prostor Knjižnice je uređen, opremljen i otvoren korisnicima tek u rujnu 2002. godine. Do 2005. godine u Knjižnici je radila samo jedna osoba, Ana Utrobičić, prof., dipl. knjiž. Tada je na pola radnoga vremena na određeno vrijeme zaposlena i pomoćna knjižničarka Linda Ivas, koja je u ožujku 2006. godine zasnovala stalni radni odnos na puno radno vrijeme. Te godine započinju i studentska dežurstva u kasnim poslijepodnevnim i večernjim satima.

Otvorenju Knjižnice prethodila je intenzivna djelatnost Knjižničnoga vijeća koje je izabrano u lipnju 2000. godine. Njegov prvi predsjednik bio je dr. sc. Zoran Đogaš. Aktivnosti Vijeća bile su usmjerene ponajprije prema izgradnji koncepcije središnje medicinske knjižnice, dobivanju suglasnosti za zapošljavanje knjižničara i osiguravanju financijske potpore tadašnjega Ministarstva znanosti i tehnologije za nabavu stranih znanstvenih časopisa s područja temeljnih medicinskih znanosti. O tim početnim aktivnostima i izgradnji fonda detaljnije smo pisali u prvoj monografiji.

Knjižnica je smještena u prizemlju zgrade A i raspolaže prostorom od otprilike 250 m^2 koji više ne zadovoljava potrebe

An elaboration on the establishment of the School of Medicine at the University of Split in 1995 envisaged a space on the ground floor of Building A for the Central Medical Library. Even though the School of Medicine was established in 1997, as an independent faculty, the space intended for the Library was not furnished, equipped and opened until September 2002. Until 2005, only one person worked in the Library – Ana Utrobičić, MLIS. In 2005 an assistant librarian was employed part-time – Linda Ivas – who was employed on a full-time basis in March 2006. That same year students' on-call duties were introduced during late afternoon and evening hours.

Prior to the Library being opened, intensive work had been done by the Library Council which was appointed in June 2000. Its first chairman was Zoran Đogaš, PhD. The Council was primarily involved in creating a concept for the central medical library, obtaining approval to employ a librarian and ensure financial support from the Ministry of Science and Technology for procurement of foreign scientific journals in the field of life sciences. A more detailed description of those initial activities and building the library holdings was presented in our first monography.

The library is located on the ground floor of Building A and covers the area of about 250 m^2 which is no longer adequate

sve većega broja studenata. Prostor je organiziran u čitaonicu s 36 radnih mjesta, računalnu učionicu sa 16 korisničkih računala i spremište građe opremljeno pomičnim policama. Tu su još fotokopirnica kojom se koristi cijela zgrada, informacijski pult na ulazu te ured knjižničara. Potkraj 2007. godine u prostor Knjižnice useljen je Ured za znanost, koji je premješten 2015. godine, a umjesto njega prostor je dan na korištenje voditeljici Nastambe za pokusne životinje.

Potkraj 2008. godine nabavljen je novi softver MetelWin tvrtke Point d. o. o., koji je prihvatila većina visokoškolskih knjižnica Sveučilišta u Splitu. Do tada korišteni knjižnični softveri bili su zastarjeli i bez mogućnosti osuvremenjivanja, a projekt implementacije jedinstvenoga softvera za sve akademske knjižnice nije realiziran ni do danas. Implementacija novoga softvera za Knjižnicu bila je velik i dugotrajan posao jer su se svi podatci iz postojećega softvera morali konvertirati u novi, a i novi je softver trebalo u pojedinim segmentima prilagoditi radu Knjižnice. Konverzija podataka nosi sa sobom nepredvidljive situacije, od gubljenja dijela podataka do njihova neadekvatnoga prebacivanja i miješanja. Sređivanje zapisa u lokalnoj bazi bilo je preduvjet postavljanju mrežno dostupnoga kataloga knjižnice i barkodiranju građe.

Baza trenutno sadrži 5.770 bibliografskih zapisa monografskih publikacija s 10.468 primjeraka te 151 naslov periodike s 819 svezaka i 13.520 sveščića časopisa. Bibliografska baza Knjižnice može se pretraživati i pregledavati preko mrežnoga kataloga, a na njemu svaki korisnik može vidjeti stanje posudbe ili izvršiti novu rezervaciju. Broj virtualnih posjeta mrežnom katalogu iznosi od dvije do tri tisuće posjeta godišnje. Obzirom na to da su sve knjige barkodirane, a postoji i računalna baza korisnika, posudba građe obavlja se automatski. U Knjižnici se od početka primjenjuje klasifikacijski sustav NLM (National Library of Medicine, SAD) za područje medicine te LC (klasifikacijski sustav Library of Congress) za ostala područja, kao što je uobičajeno i u drugim medicinskim knjižnicama, te tezaurus MeSH (Medical Subject Headings) za sadržajnu obradu građe. Knjižnica je upisana u Upisnik knjižnica Ministarstva kulture.

Uslugama Knjižnice redovito se koriste studenti svih studija na Fakultetu, uključujući i Farmaciju, te studenti Sveučilišnoga odjela zdravstvenih studija, a povremeno i ostali studenti Sveučilišta. Uz to, Knjižnica pruža različite usluge našim nastavnicima i zdravstvenim djelatnicima KBC-a Split, a prema potrebi surađuje i s ostalim knjižnicama u Hrvatskoj. Trenutno Knjižnica ima oko dvije tisuće članova te više od

considering the growing number of students. The library consists of a reading room with 36 work stations, a computer room with 16 desktop computers and an archives room with mobile shelving. There is also a photocopy room used by all employees, an information desk at the entry and the librarian's office. At the end of 2007 the Research Office was moved into the library space which was then relocated in 2015, and in its place an office was set up for the head of the Experimental animal facility.

Late 2008, new MetelWin software was procured from the Point Ltd company which was accepted by the majority of academic libraries at the University of Split. The former library software was outdated and could not be updated, yet the implementation of a single software for all academic libraries has not been realised to this date. The implementation of new software was a huge and lengthy task because all data in the existing software had to be converted to the new software and in some segments the new software had to be adapted to the library. The conversion of data led to some unforeseeable situations such as losing part of the data to inadequate transfers or some data being mixed up. Sorting records in the local database was a pre-condition for setting up an online catalogue and to be able to barcode library holdings.

The database currently consists of 5.770 bibliographic records of monographic publications with 10.468 items and 151 titles of periodicals with 819 volumes and 13.520 journal issues. The library's bibliographic database can be searched via online catalogue and users can see books borrowed or make new reservations. About two to three thousand virtual visits are made to the online catalogue each year. As all books are barcoded and there is a computer database of all users, borrowing of library material is conducted automatically. Since its opening, the library has used the NLM (National Library of Medicine, USA) classification system for the medical field and the LC (Library of Congress classification system) for other fields, as in other medical libraries, and the MeSH (Medical Subject Headings) thesaurus to index material according to content. The library is registered in the Ministry of Culture's Register of Libraries.

Students of all study programs at USSM regularly use the library including University Department of Health Studies students, and occasionally other students at the University. In addition, the library offers various services to lecturers and medical staff at the University Hospital of Split as well

Korisnička računala / *Library computers*

Linda Ivas, pomoćna knjižničarka / assistant librarian

22.000 posjeta godišnje. Broj posudbi kreće se oko 8.500 godišnje. Godišnje se od Knjižnice zatraži i oko 800 članaka za koje se najprije provjeri jesu li dostupni online, a ako nisu, traže se dalje po hrvatskim knjižnicama, a po potrebi naruče i iz inozemstva. Knjižnica također izrađuje i izdaje potvrde o indeksiranim radovima i broju citata za sva napredovanja naših nastavnika i za ostale potrebe (licencije i sl.).

Godišnje joj se uputi više od 3.000 različitih informacijskih zahtjeva. Sudjelovala je i u izradi bibliometrijskih analiza za potrebe dosadašnjih samoanaliza koje su prethodile reakreditacijama Fakulteta. Uz navedeno, Knjižnica korisnicima redovito pruža i usluge fotokopiranja te skeniranja građe, vodeći pritom računa o zaštiti autorskih prava.

Svake godine nastojimo osigurati nekoliko probnih pristupa čiji je cilj upoznavanje korisnika s izvorima koji nam inače nisu dostupni, a koji bi mogli biti korisni i zanimljivi makar i na kratko vrijeme. Od 2008. godine samostalno održavamo svoje mrežne stranice na kojima se nalaze osnovni podatci o Knjižnici, usluge koje pruža korisnicima, poveznice prema mrežnim servisima, bazama podataka i zbirkama elektroničkih časopisa koji su dostupni akademskoj zajednici te novosti iz djelokruga rada. Uz to, povremeno šaljemo obavijesti svojim korisnicima i elektroničkom poštom. Knjižnica održava i dopunjava repozitorij doktorskih disertacija i magistarskih

as collaborating with other libraries in Croatia. The library currently has about two thousand members and more than 22.000 visits a year. The number of publications borrowed is about 8.500 per annum. The library receives about 800 requests for articles which are initially searched for online and if they aren't available online then the library conducts a search in other libraries in Croatia and if need be, orders them from abroad. The library also prepares and issues confirmation of indexed articles and the number of citations in all promotional procedures for our lecturers and for other purposes (licences, etc.). The library annually receives about 3.000 various requests for information. It participated in preparing bibliometric analyses for self-evaluation which preceded the school's re-accreditation. In addition to that noted, the library regularly offers photocopying and scanning services, taking into account all copyright rules.

Each year we endeavour to ensure several free trials aimed at introducing users with sources that are not usually available to them but could be useful and interesting for a while at least. Since 2008 we maintain the library's website which contains basic information about the library, the services it provides, links to other sites on the internet, databases and electronic journals that are available to the academic community, as well as any news and novelties in the field. In addition, we occasionally send notices and information

radova obranjenih na našemu Fakultetu za koje su autori dali pisanu suglasnost za javnu objavu. Naš je repozitorij uspostavljen 2010. godine kao prvi takav na Sveučilištu i jedan od rijetkih u državi. Danas repozitorij sadrži 67 disertacija i 14 magistarskih radova. Početkom 2016. godine počeli smo formirati repozitorij diplomskih radova Dabar. Dabar je jedinstveno softversko rješenje nastalo kao rezultat suradnje Sveučilišnoga računskog centra Sveučilišta u Zagrebu (SRCE) i Nacionalne i sveučilišne knjižnice, uz podršku nekoliko velikih knjižnica, kako bi se omogućilo jednostavno i sigurno pohranjivanje završnih, diplomskih i svih ostalih radova na nacionalnoj, sveučilišnoj i fakultetskoj razini. Do sada smo u Dabar unijeli oko 270 diplomskih radova naših studenata. Svi za koje imamo pisanu suglasnost za objavu dostupni su u cijelosti.

Ana Utrobičić uključena je u rad Hrvatskoga Cochranea od njegova osnutka 2008. godine, a 2013. godine službeno postaje Trials Search Co-ordinator (od ožujka 2016. godine naziv se mijenja u Cochrane Information Specialist) Cochrane kolaboracije. Informacijski stručnjaci u Cochraneu čine dio skupine Cochrane Methods - Information Retrieval. Uz kontinuirano pružanje pomoći pojedincima i drugim knjižnicama te sudjelovanje u organizaciji svih dosadašnjih Cochrane simpozija, koji se održavaju jedanput godišnje, aktivno je sudjelovala i u projektima izrade sustavnih preglednih radova, bilo samih članova Hrvatskoga Cochranea, bilo vanjskih suradnika ili drugih institucija, među kojima je bila i Svjetska zdravstvena organizacija. Njezin je posao prije svega obuhvaćao postavljanje složenih strategija pretraživanja i pretraživanje odgovarajućih baza podataka, eksportiranje rezultata u softver za upravljanje referencijama te pribavljanje potrebnih članaka za izradu radova. Samo za taj segment posla bilo je nabavljeno na stotine članaka za svaki sustavni pregled.

Ana Utrobičić od osnutka Knjižnice održava vježbe pretraživanja baza podataka i ostalih elektroničkih izvora na svim studijima (Medicina, Dentalna medicina, Farmacija, poslijediplomski studiji te Zdravstveni studiji) u okviru Katedre za istraživanja u biomedicini i zdravstvu. Sudjeluje i u tečaju Vještina medicinske edukacije i znanstvenog rada. U lipnju 2015. godine sudjelovala je kao predavačica na tečaju ISPOR HTA Training Course (12) u organizaciji International Society for Pharmacoeconomics and Outcomes Research (ISPOR), European Network for Health Technology Assessment (EUnetHTA) i hrvatske Agencije za kvalitetu i akreditaciju u zdravstvu i socijalnoj skrbi, kao prvom takve vrste na

to our users by electronic mail. The library maintains and supplements repository of doctoral dissertations and masters' theses obtained at our school and if approval has been given by their authors these dissertations and theses are publicly available. Our repository was established in 2010 and was the first at the University and one of the rare repositories in the country. Today the repository contains 67 dissertations and 14 Masters' theses. In addition, in early 2016 we started to set up a repository for graduate theses – Dabar.

Dabar is a unique software solution that resulted from collaboration between the Zagreb University Computing Centre (SRCE) and the National and University Library with the support of several large libraries in order to enable a single and secure archiving of post-graduate, graduate and other theses at the national, university and faculty level. To this date, 270 graduate theses by our students have been archived in Dabar and those with consent from their authors have been made available publicly.

Ana Utrobičić is involved in the work of Cochrane Croatia since its establishment in 2008 and in 2013 officially became a Trials Search Co-ordinator (Since March 2016 the title was changed to Cochrane Information Specialist) of the Cochrane Collaboration. Information specialists form part of the Cochrane Methods - Information Retrieval group. In addition to continually providing assistance to individuals and other libraries and participating in Cochrane annual symposiums, she is actively involved in projects of creating systematic reviews by members of the Cochrane Croatia or external associates and other institutions including the World Health Organization. Her job primarily involves setting up a complex strategy to search relevant databases, exporting results into reference management software and obtaining articles required to prepare and write reviews. Only that segment involves obtaining hundreds of articles for each systematic review.

Since the library was established Ana Utrobičić has conducted exercises in searching databases and other electronic sources for all study programs (Medicine, Dental Medicine, Pharmacy, post-graduate studies and Health Studies) at the Department of Research in Biomedicine and Health. She also participates in a training program Skills in Medical Education and Research. In June 2015 she participated in ISPOR HTA Training Course organised by the International Society for Pharmacoeconomics and Outcomes Research (ISPOR), European Network for Health Technology Assessment (EUnetHTA) and

svijetu. Program je bio namijenjen znanstvenicima iz središnje i istočne Europe - zaposlenicima nadležnih ministarstava, vladinih agencija, HTA agencija i sl. koji žele više naučiti o tome kako se izrađuju procjene zdravstvenih tehnologija. Na njemu je održala radionicu koja se sastojala od predavanja i vježba, pod nazivom Literature Searching: Identifying Clinical/Economic Evidence from Secondary Sources. Predavanje je popraćeno prezentacijom koja je prošla međunarodnu recenziju te će se ubuduće koristiti na svim daljnjim takvim edukacijama po svijetu.

Knjižnica je trenutno uključena u dva projekta. IMPACT (Improving Access to Clinical Trial Data) Observatory naziv je projekta čiji je cilj uspostavljanje opservatorija koji bi pratio zbivanja na području registriranja kliničkih pokusa, objavljivanja rezultata, dostupnosti podataka iz tih istraživanja, diseminacije informacija i sl. Knjižnica je uključena u njegov rad od 2014. godine, a od 2015. sudjeluje i u projektu Profesionalizam u zdravstvu (ProHealth) čiji je cilj istraživanje izvrsnosti, odgovornosti i integriteta kao atributa profesionalizma koji su relevantni za zdravstvenu skrb utemeljenu na dokazima.

Ana Utrobičić članica je uredništva Glasnika Medicinskog fakulteta od njegova pokretanja 2007. godine do danas te je sudjelovala u pripremi i objavljivanju po dva broja godišnje te pisanju članaka. Suautorica je i na nekoliko znanstvenih radova, među kojima je i jedan objavljeni Cochrane sustavni pregledni rad te još jedan koji je trenutno u postupku recenzije. Aktivno sudjeluje u radu Komisije za medicinske knjižnice Hrvatskoga knjižničarskog društva te je kao članica Glavnoga odbora Društva knjižničara u Splitu aktivno uključena u rješavanje svih pitanja s kojima se suvremeno, posebice medicinsko, knjižničarstvo susreće.

the Croatian Agency for Quality and Accreditation in Health Care and Social Welfare as the first of its kind in the world. The program was intended for researchers in Central and Eastern Europe – staff in relevant ministries, government agencies, HTA agencies, etc. interested in learning how to prepare health technology assessments. She held a workshop entitled Literature Searching: Identifying Clinical/Economic Evidence from Secondary Sources comprising of lectures and exercises. The lectures were backed with a presentation that had undergone international review and will be used in future training programs of this kind around the world.

The library is currently involved in two projects. IMPACT (Improving Access to Clinical Trial Data) Observatory, a project aimed at setting up an observatory to monitor events in registering clinical trials, publishing the results, providing access to data from that trials, disseminating information, etc. The library has been involved in IMPACT since 2014, and since 2015 it has participated in the Professionalism in Health Care (ProHealth) project aimed at researching excellence, responsibility and integrity as an attribute of professionalism relevant to evidence based health care.

Ana Utrobičić is a member of the Editorial Board of the Medical School Newsletter and since this periodical was established in 2007, she has been involved in preparing two issues each year and has contributed with her own articles. She is also the co-author of several research papers including one published Cochrane systematic review and another is in the process of being reviewed. In addition, she has been actively involved in the work of the Commission for Medical Libraries of the Croatian Library Association and as a member of the Steering Committee of the Library Association in Split she is actively involved in resolving all issues facing contemporary, particularly medical librarianship.

Literatura / *References*

1. Marušić M. Povijest Medicinskog fakulteta u Splitu. U: Janković S, Boban M, urednici. Medicinski fakultet: 1997. – 2007.: monografija povodom desete obljetnice samostalnosti. Split: Medicinski fakultet Sveučilišta; 2007. str. 16 – 35.
2. Utrobičić A. Knjižnica Medicinskog fakulteta u Splitu. U: Janković S, Boban M, urednici. Medicinski fakultet: 1997. – 2007.: monografija povodom desete obljetnice samostalnosti. Split: Medicinski fakultet Sveučilišta; 2007. str. 376 – 9.
3. Point d.o.o. [Internet]. Varaždin: Point d.o.o.; c2010. – 2015. [citirano 30. lipnja 2016.]. Metelwin: programski proizvod za upravljanje knjižnicama.
4. Katalog Središnje medicinske knjižnice Medicinskoga fakulteta u Splitu [Internet]. Varaždin: Point d.o.o. c2014. – [citirano 30. lipnja 2016.].
5. NLM Classification 2016 [Internet]. Bethesda (MD): National Library of Medicine (SAD). c2002. – [citirano 30. lipnja 2016.].
6. Library of Congress [Internet]. Washington (DC): The Library; [citirano 30. lipnja 2016.]. Library of Congress Classification Outline.
7. MeSH Browser [Internet]. Bethesda (MD): National Library of Medicine (SAD). c1999. – [citirano 30. lipnja 2016.].
8. Knjižnica Medicinskoga fakulteta u Splitu [Internet]. Split: Središnja medicinska knjižnica; c2008 - [citirano 30. lipnja 2016.].
9. Knjižnica Medicinskog fakulteta u Splitu: digitalizirana građa [Internet]. Varaždin: Point d.o.o. c2010. – [citirano 30. lipnja 2016.].
10. Repozitorij MEFST [Internet]. Zagreb: Sveučilišni računski centar SRCE. c2015. – [citirano 30. lipnja 2016.].
11. Cochrane [Internet]. London: The Cochrane Collaboration; c2016. [citirano 30. lipnja 2016.]. Cochrane Methods Information Retrieval.
12. International Society for Pharmacoeconomics and Outcomes Research [Internet]. Sauth Lawrenceville, NJ: The Society; c2016. [citirano 30. lipnja 2016.]. HTA Assessment of Value Training Program.

IZDAVAČKA DJELATNOST MEDICINSKOGA FAKULTETA
SCHOOL OF MEDICINE PUBLISHING

Glasnik Medicinskog fakulteta

Prva tiskovina koju je proizveo splitski Studij medicine bio je „Likar", koji je izišao u jesen 1988., a urednik je bio Zoran Đogaš.

Glasnik Medicinskog fakulteta u Splitu počeo je izlaziti u prosincu 2007. godine, i to je bio tzv. „nulti broj". Službeno je glasilo i pokriva sva područja i sve razine rada našega Fakulteta. Poseban naglasak stavljen je na studentska događanja. Također postoje i šale na vlastiti račun u Foto žulju i šaljive zadnje stranice. Uredništvo Glasnika broji osmero članova, a autori članaka uglavnom su studenti i djelatnici Medicinskoga fakulteta i Kliničkoga bolničkog centra u Splitu. Cilj je Glasnika zabaviti i informirati studente i djelatnike Medicinskoga fakulteta u Splitu te dokumentirati svakodnevne znanstvene, nastavne i stručne aktivnosti na Fakultetu i fakultetskim nastavnim bazama.

Prvi glavni urednik bio je Ivica Grković (2007. – 2009., a nadalje član uredništva), a ostali članovi uredništva bili su Livia Puljak – zamjenica glavnoga urednika (2007. – 2008.), Deni Karelović (2007. – 2009.), Marion Kuzmanić (2007. – 2009.), Julije Meštrović (2007. – 2009.), Goran Mijaljica (2007. – 2009.), Nataša Musap (2007. – 2012.), Renata Pecotić (2007. – 2009.) i Ana Utrobičić (2007. –).

Livia Puljak bila je glavna urednica od 2009. do 2012., a prof. Milan Ivanišević postaje glavni urednik od 2013. godine.

Tijekom izlaženja Glasnika članovi uredništva bili su: Andrija Babić (2008. – 2009.), Bojan Zaviršek (2008. – 2009.), Dalibora Behmen (2009. –), Slavica Jurić kao studentska urednica

Glasnik of the School of Medicine

The first publication at School of Medicine in Split was "Likar" published in autumn 1988, and the editor in chief was Zoran Đogaš.

The "zero number" of the School of Medicine newsletter "Glasnik" was published in December 2007. It is an official publication and covers all areas and levels of work at our School of Medicine. Special attention is paid on covering the students' events. There are also funny pages at the end, and also jokes we make at our own expense. Editorial Board has eight members, and the authors are mainly students and employees of the School of Medicine and the CUniversity Hospital of Split in Split. The aim of Glasnik is to entertain and inform students and employees and to record everyday scientific, educational and professional activities at the School od Medicine and its teaching basis.

The first editor in chief was Ivica Grković (2007-2009, afterwards a member of the Editorial Board), the other members were Livia Puljak – vice editor in chief (2007-2008), Deni Karelović (2007-2009), Marion Kuzmanić (2007-2009), Julije Meštrović (2007-2009), Goran Mijaljica (2007-2009), Nataša Musap (2007-2012), Renata Pecotić (2007-2009) and Ana Utrobičić (2007-).

Livia Puljak was an editor in chief from 2009 to 2012 and Prof Milan Ivanišević has been the editor in chief since 2013.

During the publication of Glasnik the members of the Editorial Board were Andrija Babić (2008-2009), Bojan Zaviršek (2008-2009), Dalibora Behmen (2009-), Slavica Jurić as a

(2011. – 2012.), Ana Čulina (2011. – 2012.), Valdi Pešutić Pisac (2012. –), Marin Viđak – studentski urednik (2012. – 2016.), Lana Barać (2013. –), Piero Marin Živković (2013. – 2014.), Ivan Budimir Bekan (2014. – 2015.), Tea Marasović (2015. –), Maja Aralica (2015. – 2016.), Nikolina Vitturi Bagatin (2016.–), Ivan Krešimir Lizatović–studentski urednik (2016.–), Tonći Mastelić (2016.–).

Glasnik se tiska dva puta godišnje u 400 do 500 primjeraka, a elektronička se verzija objavljuje na mrežnoj stranici Fakulteta. Glasnik nema profesionalne novinare, ali uredništvo se trudi da naša tiskovina bude što ljepša i kvalitetnija. Stoga se svi članci lektoriraju, a prijelom radi profesionalna dizajnerica. Lektorica je Josipa Korljan, a dizajnerica Jadranka Matas. Do kraja 2016. godine izašlo je 18 brojeva. Godina 2017. deseta je jubilarna godina izlaženja Glasnika.

Uredništvo Glasnika 2015./2016. godine u sljedećem je sastavu: prof. dr. sc. Milan Ivanišević – glavni urednik, Marin Viđak, student 6. godine Medicine – studentski urednik, Dalibora Behmen, prof. – voditeljica ureda HCGZ-a, prof. dr. sc. Ivica Grković – pročelnik Katedre za anatomiju, Lana Barać, dipl. ing. (Tea Marasović, mag. soc., zamjena), prof. dr. sc. Valdi Pešutić Pisac – pročelnica Katedre za patologiju, Ana Utrobičić, prof. – voditeljica knjižnice, Maja Aralica – studentica 4. godine Medicine.

student editor (2011-2012), Ana Čudina (2011-2012), Valdi Pešutić Pisac (2012-), Marin Viđak as a student editor (2012-2016), Lana Barać (2013-), Piero Marin Živković (2013-2014), Ivan Budimir Bekan (2014-2015), Tea Marasović (2015-), Maja Aralica (2015-2016), Nikolina Vitturi Bagatin (2016-), Ivan Krešimir Lizatović as a student editor (2016-), Tonći Mastelić (2016-).

Glasnik is published twice a year in 400–500 copies, and electronic version is available on the web site of our School of Medicine. There are no professional journalists in the Editorial Board of Glasnik, but great efforts have been made to make the newsletter look more attractive. All articles are edited, and design is made by a professional graphic designer. Language editor is Josipa Korljan, Jadranka Matas is a designer. 18 numbers will have been published by the end of 2016. In 2017 Glasnik will celebrate its 10th anniversary.

The members of the Editorial Board of Glasnik in 2015/2016 are: Prof Milan Ivanišević, MD, PhD – the editor in chief, Marin Viđak, 6th year Medicine student – student editor, Dalibora Behmen, MA – leader of the CCGH office, Prof Ivica Grković, MD, PhD – head of Anatomy Department, Lana Barać, MSc, Tea Marasović, MA, Prof Valdi Pešutić Pisac, MD, PhD – head of Pathology Department, Ana Utrobičić, MLIS – head of Library, Maja Aralica – 4th year student of Medicine.

Sveučilišni udžbenici s Medicinskoga fakulteta / *University textbooks from the School of Medicine Split*

Senat Sveučilišta u Splitu donio je odluke o odobravanju sljedećih publikacija na prijedlog Povjerenstva za izdavačku djelatnost Medicinskoga fakulteta u Splitu:

1. Priručnik za vježbe iz oftalmologije, prof. dr. sc. Milan Ivanišević (30. 11. 2000.)
2. Bolesti kuka u djece i odraslih, prof. dr. sc. Marinko Erceg (20. 2. 2003.)
3. Klinička onkologija, prof. dr. sc. Mirko Šamija, prof. dr. sc. Eduard Vrdoljak, prof. dr. sc. Zdenko Krajina (9. 3. 2005.)
4. Vode Dalmacije, udžbenik, prof. dr. sc. Nives Štambuk-Giljanović (21. 7. 2005.)
5. Seminari iz kliničke radiologije, prof. dr. sc. Stipan Janković i suradnici (21. 7. 2005.)
6. Odabrana poglavlja iz gastroenterologije, udžbenik, prof. dr. sc. Izet Hozo i prof. dr. sc. Stjepan Miše (22. 5. 2006.)
7. Ortopedija za studente medicine, udžbenik, prof. dr. sc. Marinko Erceg (22. 5. 2006.)
8. Ehokardiografija, udžbenik, Radoslav Jurilj, dr. med., i mr. sc. Ivo Božić (16. 11. 2006.)

The Senat of the University of Split approved following publications, at the suggestion of Publishing committe of the School of Medicine:

9. Osnove kliničke farmakologije, udžbenik, prof. dr. sc. Igor Francetić i prof. dr. sc. Dinko Vitezić (31. 5. 2007.)
10. Odabrana poglavlja intervencijske radiologije, udžbenik, prof. dr. sc. Josip Mašković, prof. dr. sc. Stipan Janković i suradnici (14. 2. 2008.)
11. Farmakološki priručnik II, priručnik, prof. dr. sc. Mladen Boban (14. 2. 2008.)
12. Downov sindrom, udžbenik, doc. dr. sc. Srđana Čulić i prim. dr. sc. Vida Čulić (27. 10. 2008.)
13. Praktikum interne medicine, drugo izdanje, udžbenik, prof. dr. sc. Zvonko Rumboldt (27. 10. 2008.)
14. Histološki atlas, udžbenik, prof. dr. sc. Damir Sapunar i prof. dr. sc. Mirna Saraga Babić (27. 10. 2008.)
15. Konorarna bolest, udžbenik, prof. dr. sc. Dinko Mirić, mr. sc. Lovel Giunio i mr. sc. Ivo Vuković (5. 3. 2009.)

Časopis Glasnik Medicinskog fakulteta / *Newsletter Glasnik of the School of Medicine*

Uredništvo Glasnika (2016.) / *Editorial Board of Glasnik (2016):*
Marin Viđak, prof. dr. sc. Milan Ivanišević, dr. sc. Lana Barać, Ana Utrobičić, prof., dipl. knjiž., Tonći Mastelić, prof. dr. sc. Ivica Grković, prof. dr. sc. Valdi Pešutić Pisac, Ivan Krešimir Lizatović, Tea *Marasović, mag. soc. i Nikolina Vitturi Bagatin, dipl. ing.*

Nagrađeni sveučilišni udžbenici / *Awarded University textbooks*

16. Dentalna radiografija i radiologija, udžbenik, prof. dr. sc. Stipan Janković, prof. dr. sc. Damir Miletić i suradnici (6. 2. 2009.)
17. Hitna stanja u pedijatriji, udžbenik, doc. dr. sc. Julije Meštrović i suradnici (18. 1. 2010.)
18. Medicinska biologija, priručnik, prof. dr. sc. Marijana Peruzović i prof. dr. sc. Tatijana Zemunik (1. 3. 2010.)
19. Temeljna znanja o prehrani, priručnik, prof. dr. sc. Višnja Katalinić (10. 9. 2010.)
20. Harperova biokemija, udžbenik, prof. dr. sc. Jasna Lovrić (14. 9. 2010.)
21. Osnove forenzične toksikologije, udžbenik, doc. dr. sc. Davorka Sutlović i suradnici (16. 2. 2011.)
22. Toksikologija hrane, udžbenik, doc. dr. sc. Davorka Sutlović i suradnici (16. 2. 2011.)
23. Urologija, udžbenik, doc. dr. sc. Marijan Šitum i prof. dr. sc. Josip Gotovac (17. 2. 2011.)
24. Farmakoterapija u gerijatriji/Geriatric Pharmacotherapy, udžbenik, prof. dr. sc. Zijad Duraković i suradnici (17. 2. 2011.)
25. Klinička neuroradiologija mozga, udžbenik, prof. dr. sc. Stipan Janković, prof. dr. sc. Nada Bešenski i prof. dr. sc. Ante Buča (5. 4. 2011.)
26. Očne bolesti, udžbenik oftalmologije za medicinske sestre, prof. dr. sc. Milan Ivanišević i suradnici (28. 6. 2011.)
27. Doktor u jednom potezu – statistika i epidemiologija, udžbenik, prof. dr. sc. Ana Marušić i suradnici (6. 9. 2011.)
28. Temeljna i klinička farmakologija, 11. izdanje, 2009. (Basical and clinical pharmacology, 11th edition, 2009.), udžbenik, Vladimir Trkulja, Melita Šalković-Petrišić i Marijan Klarica (29. 9. 2011.)
29. Obiteljska medicina – odabrana poglavlja, udžbenik, prof. dr. sc. Mirjana Rumboldt i prim. dr. Dragomir Petric (22. 12. 2011.)
30. Infekcije u ginekologiji i perinatologiji, udžbenik, prof. dr. sc. Deni Karelović i suradnici (22. 12. 2011.)
31. Epidemiologija, udžbenik, prof. dr. sc. Ariana Vorko-Jović, dr. sc. Ivana Kolčić i suradnici (21. 12. 2011.)
32. Radiografska tehnika skeleta, udžbenik, prof. dr. sc. Nada Bešenski i prof. dr. sc. Nikola Škegro (22. 11. 2011.)
33. Reumatske bolesti i njihovo oslikavanje, udžbenik, prof. dr. sc. Kristina Potočki, prof. dr. sc. Theodor Dürrigl i prof. dr. sc. Tonko Vlak (12. 3. 2012.)
34. OSCE/OSKI – Praktikum vještina za studente i specijalizante, priručnik, prof. dr. sc. Mirjana Rumboldt (29. 6. 2012.)
35. Poremećaji tijekom spavanja – Sleep apnea, dopunska literatura, doc. dr. sc. Neven Pavlov, prof. dr. sc. Srđana Čulić, prof. dr. sc. Kornelija Miše (29. 10. 2012.)
36. Klinička neuroradiologija kralježnice i kralježničke moždine, udžbenik, prof. dr. sc. Stipan Janković i prof. dr. sc. Nada Bešenski (29. 10. 2012.)
37. Priručnik o virtualnim pokusima iz farmakologije, priručnik (prijevod), prof. dr. sc. Darko Modun, doc. dr. sc. Lidija Bach-Rojecky (27. 3. 2013.)
38. Klinička parodontologija i dentalna implantologija, prof. dr. sc. Andrija Bošnjak (18. 4. 2013.)
39. Internistička propedeutika s komunikacijom u medicini, udžbenik, prof. dr. sc. Izet Hozo i suradnici (30. 9. 2013.)
40. Patofiziologija endokrinopatija – odabrana poglavlja, udžbenik (dopunska literatura), doc. dr. sc. Tina Tičinović Kurir i suradnici (30. 9. 2013.)
41. Temeljne i opće kliničke vještine, udžbenik, prof. dr. sc. Vladimir Šimunović i suradnici (9. 10. 2013.)
42. Basic and general clinical skills, udžbenik, prof. dr. sc. Vladimir Šimunović i suradnici (9. 10. 2013.)
43. Sobotta – atlas anatomije čovjeka, priručnik, prof. dr. sc. Ana Marušić, prof. dr. sc. Dragica Bobinac i prof. dr. sc. Vedran Katavić (28. 11. 2013.)
44. Rendgenska kefalometrija, udžbenik, prof. dr. sc. Želimir Muretić, dr. sc. Tomislav Lauc, dr. sc. Silvio Ferreri (2014.)
45. Rani odnos majka-dijete u svijetu neuroznanstvenih spoznaja, priručnik, prof. dr. sc. Mirela Vlastelica (23. 1. 2014.)
46. OSCE/OSKI – Praktikum vještina za studente i specijalizante/specijaliste obiteljske medicine, II dopunjeno izdanje, priručnik, prof. dr. sc. Mirjana Rumboldt i prim. dr. sc. Dragomir Petric (22. 5. 2014.)
47. Prevencija bolesti u dječjoj dobi, priručnik, doc. dr. sc. Irena Bralić i suradnici (20. 11. 2014.)
48. Medicinska mikrobiologija – Praktikum za vježbe za studente Dentalne medicine, praktikum, prof. dr. sc. Marija Tonkić i suradnici (19. 3. 2015.)

49. Cerebrovaskularna neurokirurgija, udžbenik, prof. dr. sc. Krešimir Rotim, prof. dr. sc. Vili Beroš i suradnici (19. 3. 2015.)
50. Internal medicine propedeutics, udžbenik, prof. dr. sc. Izet Hozo et al. (19. 2. 2015.)
51. Oftalmologija, udžbenik za studente medicine, prof. dr. sc. Milan Ivanišević i suradnici (19. 3. 2015.)
52. Genetičko informiranje u praksi, udžbenik, prof. dr. sc. Vida Čulić, prof. dr. sc. Jasminka Pavelić i prof. dr. sc. Maja Radman (18. 9. 2015.)
53. Medicinska mikrobiologija, udžbenik (prijevod), prof. dr. sc. Marija Tonkić, prof. dr. sc. Marinko Dobec, prof. dr. sc. Maja Abram (16. 7. 2015.)
54. Klinička istraživanja – Klinička epidemiologija, udžbenik, akademik Stjepan Gamulin (18. 9. 2015.)
55. Obiteljska medicina, drugo preuređeno i prošireno izdanje, udžbenik, prof. dr. sc. Mirjana Rumboldt i prim. dr. Dragomir Petric (18. 9. 2015.)
56. Sleep Medicine Textbook, udžbenik, prof. dr. sc. Claudio Bassetti, prof. dr. sc. Zoran Đogaš i prof. dr. sc. Philippe Peigneux (30. 6. 2016.)
57. OSCE (Objective Structures Clinical Examination) – A Practicum of Skills for Students, Family Medicine Residents and Specialists, priručnik, prof. dr. sc. Mirjana Rumboldt, prim. dr. Dragomir Petric i suradnici (30. 6. 2016.)
58. Infektivne bolesti–kratki klinički tečaj, udžbenik (prijevod), izv. prof. dr. sc. Ivo Ivić (29. 9. 2016.)
59. Cijepljenje i cjepiva, priručnik, prof. dr. sc. Irena Bralić i suradnici (29. 9. 2016.)

Sveučilište ovakvom Odlukom odobrava uporabu zaštitnoga znaka Sveučilišta u Splitu i natpisa: Manualia Universitatis studiorum Spalatensis, što u prijevodu znači „Udžbenici Sveučilišta u Splitu".

By this decision University of Split approves the use of the logo of Split University and the inscription: Manualia Universitatis studiorum Spalatensis meaning "Textbooks of the University of Split".

Udžbenici / knjige u izdanju Medicinskoga fakulteta u Splitu

Textbooks published by School of Medicine Split

1. Priručnik za vježbe iz oftalmologije, Milan Ivanišević, 2001.
2. EMBO Lecture Course Cellular Signaling in Development and Disease, uredništvo Janoš Terzić, Ivan Đikić, Vedrana Čikeš Čulić, 2001.
3. Antibiotici – racionalna primjena, 2. dopunjeno izdanje, urednici i autori Volga Punda-Polić, Jugoslav Bagatin, Nikola Bradarić i suradnici, 2001.
4. Bolesti kuka u djece i odraslih, Marinko Erceg, 2003.
5. Urologija, Josip Gotovac, 2003.
6. Klinička elektromiografija i neuromuskularne bolesti, Veselin Vrebalov-Cindro, 2005.
7. Seminari iz kliničke radiologije, Stipan Janković i suradnici, 2005.
8. Ortopedija za studente medicine, Marinko Erceg, 2006.
9. Medicinski fakultet: 1997. – 2007.: monografija povodom desete obljetnice samostalnosti, urednici Stipan Janković i Mladen Boban, 2007.
10. Poslijediplomski tečaj stalnog medicinskog usavršavanja prve kategorije: Liječnička pogreška – medicinski i pravni aspekti: zbornik radova, urednici Stipan Janković, Jozo Čizmić, 2007.
11. Ortopedija u Splitu: 1940. – 2005., Ivo Marinović i suradnici, 2007.
12. Mamografski probir raka dojke: Organizacija, rani rezultati i kontrola kvalitete Poslijediplomski tečaj I. kategorije stalnog medicinskog usavršavanja, urednik Stipan Janković i suradnici, 2008.
13. Laboratorij za kliničku i sudsku genetiku: 1993 – 2008, Šimun Anđelinović i suradnici, 2008.
14. Odabrana poglavlja intervencijske radiologije, Josip Mašković, Stipan Janković i suradnici, 2008.
15. Dentalna radiografija i radiologija, Stipan Janković, Damir Miletić i suradnici, 2009.
16. Organizacija opeklinske skrbi u RH i suvremeno liječenje opeklina / Poslijediplomski tečaj stalnog medicinskog usavršavanja I. kategorije, Split, 19. – 20. lipnja 2009.; organiziraju Sveučilište u Splitu, Medicinski fakultet, Sekcija za opekline Hrvatskog društva za plastičnu, rekonstrukcijsku i estetsku kirurgiju, Hrvatski liječnički zbor, Zdravko Roje i suradnici, 2009.
17. Put u Split / Passages to Split, urednici Ana Utrobičić, Mario Malički, Matko Marušić, 2011.
18. Nastavni program Medicina: integrirani preddiplomski i diplomski studij, urednik Matko Marušić, 2011.
19. Medicinski fakultet u Splitu u dekanskom mandatnom razdoblju 2009. – 2011.: Fakultetskom vijeću, Matko Marušić, 2011.
20. Rano prepoznavanje reumatskih bolesti – dijagnostika i liječenje/poslijediplomski tečaj / trajna medicinska edukacija, urednici Tonko Vlak, Dušanka Martinović Kaliterna, 2011.
21. Očne bolesti udžbenik oftalmologije za medicinske sestre, Milan Ivanišević i suradnici, 2011.
22. Internal medicine propedeutics: clinical examination and communication skills, Izet Hozo et. al., 2015.
23. Oftalmologija udžbenik za studente medicine, Milan Ivanišević i suradnici, 2015.

Pohvalnice autoru najboljega nastavnog štiva koje se dodjeljuju na Dan Fakulteta za prethodnu akademsku godinu

Odluke o pohvalnicama donosi Povjerenstvo za nagrade i priznanja na temelju izvješća Povjerenstva za izdavačku djelatnost.

1. 2004./2005. Seminari iz kliničke radiologije, prof. dr. sc. Stipan Janković i suradnici
2. 2006./2007. Vode Dalmacije, prof. dr. sc. Nives Štambuk-Giljanović
3. 2007./2008. Odabrana poglavlja intervencijske radiologije, prof. dr. sc. Stipan Janković i prof. dr. sc. Josip Mašković i suradnici
4. 2008./2009. Dentalna radiografija i radiologija, prof. dr. sc. Stipan Janković
5. 2009./2010. Medicinska biologija, prof. dr. sc. Marijana Peruzović i prof. dr. sc. Tatijana Zemunik
6. 2010./2011. Hitna stanja u pedijatriji, prof. dr. sc. Julije Meštrović i suradnici
7. 2011./2012. Infekcije u ginekologiji i perinatologiji, prof. dr. sc. Deni Karelović i suradnici
8. 2012./2013. Klinička neuroradiologija kralježnice i kralježničke moždine, prof. dr. sc. Stipan Janković, prof. dr. sc. Nada Bešenski
9. 2013./2014. Internistička propedeutika s vještinama komuniciranja u kliničkoj medicini, prof. dr. sc. Izet Hozo i suradnici
10. 2014./2015. Oftalmologija, prof. dr. sc. Milan Ivanišević i suradnici

Commendations for the best teaching texts in the previous academic year are awarded to the authors at the School of Medicine Day

The decisions about commendations are made by Awards committee based on the reports of the Publishing committee.

1. 2004/2005 Seminari iz kliničke radiologije, Prof Stipan Janković, MD, PhD and associates
2. 2006/2007 Vode Dalmacije, Assoc Prof Nives Štambuk-Giljanović, PhD
3. 2007/2008 Odabrana poglavlja intervencijske radiologije, Prof Stipan Janković, MD, PhD, Prof Josip Mašković, MD, PhD and associates
4. 2008/2009 Dentalna radiografija i radiologija, Prof Stipan Janković, MD, PhD
5. 2009/2010 Medicinska biologija, Prof Marijana Peruzović, PhD and Prof Tatijana Zemunik, MD, PhD
6. 2010/2011. Hitna stanja u pedijatriji, Assoc Prof Julije Meštrović, MD, PhD and associates
7. 2011/2012 Infekcije u ginekologiji i perinatologiji, Prof Deni Karelović, MD, PhD and associates
8. 2012/2013 Klinička neuroradiologija kralježnice i kralježničke moždine, Prof Stipan Janković, MD, PhD and Prof Nada Bešenski, MD, PhD
9. 2013/2014 Internistička propedeutika s vještinama komuniciranja u kliničkoj medicini, Prof Izet Hozo, MD, PhD and associates
10. 2014/2015 Oftalmologija, Prof Milan Ivanišević, MD, PhD and associates

Posebna priznanja Povjerenstva za izdavačku djelatnost

Posebno priznanje prof. dr. sc. Stipanu Jankoviću i prof. dr. sc. Izetu Hozi za kontinuiranu i bogatu izdavačku djelatnost dodijeljeno je 2014. u prigodi proslave Dana Fakulteta.

Special awards for publications given by Awards committee

Special award was given to Prof Stipan Janković, MD, PhD and Prof Izet Hozo, MD, PhD for continuous and rich publishing activity on the School of Medicine Day.

Prof. dr. sc. Milan Ivanišević / Prof Milan Ivanišević, MD, PhD

DEKANAT FAKULTETA
ACADEMIC ADMINISTRATION

Diana Raos, dipl. iur.
Tajnica Fakulteta / School of Medicine Secretary

Dekanat Fakulteta je ustrojbena jedinica za obavljanje stručno-administrativnih poslova.

Rad Dekanata ustrojen je kroz osam službi:
- Služba za sveučilišne i stručne studije,
- Služba za znanost, poslijediplomske studije i trajnu medicinsku izobrazbu,
- Služba pravnih i općih poslova,
- Kadrovska služba,
- Financijsko-računovodstvena služba,
- Služba za nabavu,
- Informatička služba te
- Služba za izgradnju i održavanje.

Ova potonja, posljednja je osnovana služba koja je svoga voditelja dobila u 2013. godini, dok je Kadrovska služba dobila svoga voditelja sredinom 2016. godine. Kasno popunjavanje nekih službi ne znači da se poslovi iz njihova djelokruga rada nisu obavljali, već su ih obavljale kvalificirane osobe zaposlene na drugim radnim mjestima (od prodekana i dekana do tajnice Fakulteta).

Trenutno je u Dekanatu zaposleno 50 osoba, od kojih 31 na administrativnim poslovima, a 19 na pomoćno-tehničkim poslovima (tehničari, portiri, domari, spremačice).

Academic administration at the School of Medicine is an organizational unit in charge of administrative work.

It integrates eight services:
- Service for University and Professional Studies,
- Service for Postgraduate Studies, Research and Continuing Medical Education
- Service for Legal and General Affairs
- Human Resources
- Finance and Accounting
- Procurement
- IT Service
- Construction and Maintenance

Procurement service was established as a separate service after substantial amendments to the Regulations on the internal organization and job classification in 2008. The Construction and Maintenance service is the youngest service whose head was appointed in 2013, while the Head of Human Resources was appointed in early 2016. Prior to these appointments, the tasks and activities envisaged by these positions were performed by other qualified personnel such as the School of Medicine Secretary, Vice Deans and the Dean.

Voditelji stručnih službi i tajnica dekana s tajnicom fakulteta/ *Head of Academic administration services with School of Medicine Secretary:*
Hrvoje Slipčević, dipl. iur., Josip Barić, dipl. iur., Davor Lukšić, mag. ing. el., Ivana Pletković, bacc. oecc., Filip Klarić-Kukuz, dipl. iur., Stipe Krželj, dipl. ing. el., Nenad Čatipović, dipl. iur., Marita Mimica Maričić, prof. psihol., Diana Raos, dipl. iur. i Asija Petrašić, dipl. oec.

Zaposlenici Dekanata čine 21% od ukupnog broja zaposlenika Fakulteta (234).

Zanimljivo je prisjetiti se da je u godini prerastanja Područnog studija medicine u Splitu Medicinskog fakulteta Sveučilišta u Zagrebu u samostalni Fakultet, bilo tek sedmero zaposlenih na spomenutim poslovima – dvoje referenata Studentske službe (Dijana Buljubašić od 1984. i Boris Matutinović od 1985.) i voditelj te službe (Josip Barić, dipl. iur., od 1995.), tajnica Područnog studija (Diana Raos, dipl. iur., od 1994.) te tri spremačice (Darinka Prodan od 1981., Nevenka Kajić od 1983. i Milena Kasalo od 1995.). Prvi tajnik studija bio je Petar Markoš, prof.

Kvalifikacijska struktura zaposlenika u skladu je s poslovima i zadacima koje obavljaju. Dapače, na nekim radnim mjestima zaposlene su osobe s višim stupnjem stečene stručne spreme od potrebne, odnosno one propisane Pravilnikom o unutarnjem ustroju i ustroju radnih mjesta. Svi zaposlenici kojima je za obavljanje poslova radnog mjesta neophodno stjecanje dodatnih znanja redovito se upućuju na stručno usavršavanje, a omogućuje se i napredovanje u službi zaposlenicima koji za to iskazuju interes i imaju potrebno obrazovanje.

Currently, the Administration employs 50 people, of which 31 in administrative positions and 19 in technical and supporting positions (technicians, doormen, housekeeping staff, cleaning personnel). Administration employees make up 21% of the total number of its employees (234).

It is interesting to recall that when University of Zagreb School of Medicine, Regional Studies in Split became independent, there were only seven employees in the aforementioned positions - two employees in the Service for University Studies (Diana Buljubašić since 1984 and Boris Matutinović since 1985) and the Head of Service for University Studies (Josip Baric, LLM, 1995), Secretary of the Regional studies (Diana Raos, LLM, 1994) and three cleaners (Darinka Prodan since 1981, Nevenka Kajić since 1983 and Milena Kasalo since 1995).

The qualifications of employees are in accordance with the duties and tasks they perform and some positions even employ people with a higher than required level of qualifications i.e. than those prescribed by the Regulations on Internal Organization and Job Classification. All employees who have to acquire additional knowledge to perform their duties

Broj zaposlenika stručnih službi do nedavno je bio zadovoljavajući s obzirom na broj upisanih studenata, tehničku i ostalu opremu te financijske mogućnosti Fakulteta, no uzimajući u obzir nove studijske programe kao i nove prostore koje je Sveučilište u Splitu dalo Fakultetu na korištenje, pronalaze se nove mogućnosti za organiziranje svih aktivnosti iz područja rada Fakulteta. Sukladno tome i u skladu s mogućnostima, stalno se teži adekvatnom popunjavanju postojećih stručnih službi.

attend additional professional training. Career advancement is available to employees who show interest and have the necessary education.

It is important to emphasize that the number of employees in administrative services has, until recently, been satisfactory considering the number of students enrolled, available technical equipment and financial capacities of the School. However, taking into account the new study programs and new facilities provided by the University of Split, new ways of organizing all activities at the School of Medicine have to be found and existing positions have to be adequately filled in accordance with the possibilities.

Tajnica dekana i Služba kadrovskih poslova s dekanom / Dean's secretary and Human Resources with Dean
Ivana Pletković, bacc. oecc. , Nataša Musap, Filip Klarić-Kukuz, dipl. iur. i prof. dr. sc. Zoran Đogaš, dekan

Ured dekana

Ured dekana planira i organizira aktivnosti za dekana i prodekane, sudjeluje u pripremi materijala za sjednice Dekanskog kolegija, vodi poslovnu korespondenciju i brigu o dokumentiranoj građi.

Obavlja komunikaciju sa strankama i poslovnima partnerima, organizira službena putovanja i protokol službenih posjeta. Ured pruža administrativnu podršku svim djelatnicima i studentima Fakulteta.

Poslove u Uredu dekana obavlja tajnica dekana, Ivana Pletković.

Dean's office

Dean' s office plans and organizes activities primarily for the dean and vice deans, but it also represents administrative support for all employees and students. It prepares the documentation for the Dean' s meeting, runs business correspondence and documentation storage.

The office communicates with business partners and organises travels and protocol of business visits.

Deans office has one employee, dean's secretary Ivana Pletković.

Služba kadrovskih poslova

Služba kadrovskih poslova jedna od stručnih službi Dekanata Medicinskog fakulteta u Splitu koja vodi brigu o 240 zaposlenika, kako nastavnog tako i administrativnog, tehničkog i pomoćnog osoblja. Bavi se organizacijom ljudskih potencijala i u njoj su objedinjeni svi pravni i administrativni poslovi u svezi zapošljavanja, kao i ostvarivanja svih prava iz radnih odnosa kao što su priprema svih potrebnih podataka za obračun plaća i putnih troškova, godišnji odmori, božićnice, regresi, dar za dijete, jubilarne nagrade, itd. U službi se vodi elektronska evidencija nastavnog i nenastavnog osoblja Medicinskog fakulteta u Splitu, kao i evidencija radnog vremena putem ISVU-a, EduPlana, Registra zaposlenika, MOZVAG-a, itd.

Služba kadrovskih poslova priprema i obrađuje cjelokupnu administraciju iz nadležnosti Povjerenstva za kadrove, a u svrhu napredovanja nastavnog osoblja u znanstveno-nastavna, znanstvena i nastavna zvanja kako Medicinskog fakulteta u Splitu, tako i drugih fakulteta.

Djelatnici Službe kadrovskih poslova su: Filip Klarić-Kukuz, dipl. iur. (voditelj Službe) i Nataša Musap (referent).

Human Resources

Human Resources is one of the services of the academic administration of the University of Split School of Medicine that conducts administrative and legal service for 240 teaching, administrative and technical employees. Department ensures that all the employees gain all the rights they obtain according to law and legal regulations. This includes all the data necessary for the salaries and travelling expenses, vacations, regressions, child's bonus, and bonuses in general. Department runs electronic files for both teaching, administrative and technical staff, as well as records for working hours through systems: ISVU, EduPlan, Employees register and MOZVAG.

Human resources prepare and run administrative requirements for the Human Resources Committee, for the purpose of promotion of the teaching and scientific teaching staff.

Human resources employees are Filip Klarić-Kukuz (Head of the Department) and Nataša Musap (administrator).

Služba za sveučilišne i stručne studije/ *Service for University and Professional studies:*
Tina Rogošić, spec. oecc., Natalia Cotić dipl. oecc., Dijana Buljubašić, Josip Barić, dipl. iur., Martina Pelivan, bacc. javne uprave, Boris Matutinović i Anja Mihanović, mag. oecc.

Služba za sveučilišne i stručne studije

Služba za sveučilišne i stručne studije jedna je od službi Dekanata Medicinskog fakulteta Sveučilišta u Splitu. Služba vodi evidenciju o studentima od upisa do diplomiranja te čuva podatke o diplomiranim studentima, a počela je sa radom 1976. godine kada su upisani prvi studenti na Područnom studiju Medicine u Splitu Medicinskog fakulteta Sveučilišta u Zagrebu. Njen prvi djelatnik je sada pokojni Miljenko Stazić kojega je naslijedio na dužnosti također sada pokojni Stjepan Vukša.

Od 2002.-2015. godine Služba vodi evidenciju studenata studija Medicina te studenata stručnih studija. Nakon osnivanja Odjela za zdravstvene studije Sveučilišta u Splitu, stručni studiji Sestrinstvo, Fizioterapija i Medicinska radiologija provode se u sklopu Odjela, gdje je prešla i djelatnica ove službe Anita Zorica.

Danas Služba vodi evidenciju za tri integrirana studija; Medicina, Dentalna medicina i Medicina na engleskom jeziku. Za četvrti zajednički studij Farmacija većinu poslova vodi studentska služba Kemijsko – tehnološkog fakulteta Sveučilišta u Splitu. Bez studija Farmacije Služba vodi brigu o 972

Service for University and Professional Studies

Service for University and Professional Studies is one of the services of the academic administration of University of Split School of Medicine. Service administers all activities for students, from enrolment until graduation and keeps all records of graduates. Student office started with its activity in 1976, when first students were enrolled in study of medicine in Regional studies in Split, School of Medicine University of Zagreb. First employee was Miljenko Stazić followed by Stjepan Vukša.

From 2002-2015 Service administered student records for students enrolled in Study of Medicine and Professional Studies. After founding of Department of Health Studies, University of Split professional studies Nursing, Physiotherapy and Medical Radiology are implemented at the Department and student records are administered our previous employee Anita Zorica.

Today Service administers three integrated studies: Medicine, Dental medicine and Medical studies in English. Fourth, joint study program Pharmacy, is administered by student service at Faculty of Chemistry and Technology, University of

studenta, a sa studentima studija Farmacija broj raste na oko 1120.

Voditelj Službe za sveučilišne i stručne studije je Josip Barić dipl. iur. Djelatnici službe su: Dijana Buljubašić, Boris Matutinović, Martina Pelivan bacc. javne uprave, Natalia Cotić dipl. oecc. i Tina Rogošić, spec. oecc. Služba u svom sastavu ima i Ured za nastavu čije djelatnice su: Željka Marelja dipl. ing. i Anja Mihanović, mag. oecc. Studentsku službu na Kemijsko – tehnološkom fakultetu Sveučilišta u Splitu za studij Farmacija vodi Smiljana Kapov.

Split. The Service keeps records for 972 students and together with students of Pharmacy this number rises to 1120.

Head of the Service for University and Professional studies is Josip Baric, LL.M. Service staff consists of: Diana Buljubašić, Boris Matutinović, Martina Pelivan, LL.B. Natalia Cotić, MSc Econ. and Tina Rogošić, MSc Econ. Office for Teaching is also part of this service with employees Željka Marelja, MScEng and Anja Mihanović, MSc Econ. Smiljana Kapov is the head of student service for study program Pharmacy, which is located at the Faculty of Chemistry and Technology.

Služba za znanost, poslijediplomsku nastavu i trajnu medicinsku izobrazbu / *Service for Postgraduate Studies, Research and Continuus Medical Education:* Julija Pušić, dipl. iur., Ines Matutinović, mag. iur., Marita Mimica Maričić, prof. psihol., Dalibora Behmen, prof., dr. sc. Lana Barać, Tea Marasović, mag. soc. i Nikolina Vitturi Bagatin, dipl. ing.

Služba za znanost, poslijediplomske studije i trajnu medicinsku izobrazbu

Služba za znanost, poslijediplomske studije i trajnu medicinsku izobrazbu administrativno vodi organizaciju i provedbu poslijediplomskih doktorskih studija: Biologija novotvorina, Klinička medicina utemeljena na dokazima na hrvatskom i engleskom jeziku i Translacijska istraživanja u biomedicini, te specijalističkih studija: Klinička epidemiologija i Medicina spavanja. Služba koordinira sve aktivnosti u postupku stjecanja akademskog stupnja doktora znanosti polaznika doktorskih studija i pristupnika koji su prijavili izvan doktorskih studija po drugim osnovama, od trenutka prijave teme

Service for Postgraduate Studies, Research and Continuing Medical Education

Service for Postgraduate Studies, Research and Continuing Medical Education administers organisation and implementation of postgraduate doctoral programmes:

Biology of Neoplasms, Evidence-Based Clinical Medicine in Croatian and English language and Translational Research in Biomedicine and specialist programmes: Clinical Epidemiology and Sleep Medicine. Service coordinates all activities in the process of acquiring doctor's degree for students of doctoral studies and for candidates who applied outside

disertacije do javne obrane disertacije i promocije. Služba administrira rad Povjerenstva za doktorate i Vijeća doktorske škole.

Unutar Službe osnovan je Ured za znanost s ciljem unaprjeđenja znanstvene djelatnosti Fakulteta. Djelatnici Ureda aktivno sudjeluju u prijavama, administraciji i provedbi znanstvenih projekata te organizaciji kongresa, tečajeva trajne medicinske izobrazbe, stručnih predavanja, seminara i simpozija. Ured za znanost administrira rad Povjerenstva za znanost, Povjerenstva za trajnu medicinsku izobrazbu, Etičkog povjerenstva te sudjeluje u radu Uredničkog odbora Glasnika.

U Službi je zaposleno pet djelatnica - Marita Mimica Maričić, prof. psihol., voditeljica Službe, dr. sc. Lana Barać, voditeljica Ureda za znanost, Dalibora Behmen, prof., voditeljica Ureda Hrvatskog centra za globalno zdravlje, HCGZ; Ines Matutinović, mag. iur., Tea Marasović, mag. soc., te dvije osobe na stručnom osposobljavanju bez zasnivanja radnog odnosa - Julija Pušić, dipl. iur. i Nikolina Vitturi Bagatin, dipl. ing.

of doctoral programme on different grounds, from the application of dissertation theme to the public defence of the dissertation and promotions. The Service administrates activities regarding the Doctoral Program Committee and Doctoral School Council.

Research Office was founded within the Service in order to further the scientific and research activities of the School of Medicine. Research Office staff actively participates in application, management and implementation of scientific projects and organisation of congresses, courses of continuing medical education, professional lectures, seminars and symposia. Research Office administrates activities regarding Science Committee, Continuing Medical Education Committee, Ethics Committee and participates in USSM Newsletter Editorial Board activities.

Service for Postgraduate Studies, Research and Continuing Medical Education staff consists of: Marita Mimica Maričić, M psychol., Head of Service, Lana Barać, PhD, Head of Research Office, Dalibora Behmen, MA, CCGH Head of Office (part time), Ines Matutinović, LL.M., Tea Marasović, MA, Julija Pušić, LL.M., PCM for EU-funded projects and Nikolina Vitturi Bagatin, M.Chem.Eng., PCM for EU-funded projects.

Služba pravnih i općih poslova / *Service for Legal and General Affairs:* Hrvoje Slipčević, dipl. iur., Ana Rajić, Maja Balov, Mladenka Žeravica, Milena Kasalo, Vesna Colić, Ivana Hrgović, Boženka Matić, i Doris Jelaska

Služba pravnih i općih poslova

Služba pravnih i općih poslova Medicinskog fakulteta u Splitu obavlja poslove koji uključuju pružanje stručnih pravnih savjeta, osiguravanje i ispunjavanje zakonskih okvira pri ostvarivanju suradnje Fakulteta s pravnim i fizičkim osobama, vođenja brige o sigurnosti, zdravlju, kvaliteti općih i zdravstvenih uvjeta rada i boravka svih zaposlenika, studenata, vanjskih suradnika i gostiju u prostorima Fakulteta. Služba pravnih i općih poslova je administrativni servis dvaju povjerenstava – Povjerenstva za sudbena mišljenja i Povjerenstva za izdavačku djelatnost.

Djelatnici Službe pravnih i općih poslova su: Hrvoje Slipčević, dipl. iur. (voditelj Službe), Milena Kasalo (voditeljica Odsjeka III. vrste), spremačice - Antonija Bečić, Nevenka Kajić, Nikolina Panadić, Ivana Hrgović, Dragica Boban, Mladenka Žeravica, Boženka Matić, Vesna Colić, Ana Rajić, Marija Rubelj i Željana Petrović, te Doris Jelaska (portir) i Maja Balov (portir/telefonist). Prva zaposlena spremačica Darinka Prodan umirovljena je koncem 2015.

Service for legal and general affairs

Service for Legal and General Affairs is one of the services of the academic administration of the University of Split School of Medicine. Its tasks include providing expert legal advice, ensuring that the legal requirements are met when Agreements and Cooperations are made between the School of Medicine and other institutions or legal persons, ensuring that safety and health regulations are respected as well as the quality of general working conditions of all employees, students, collaborators and guests at the School of Medicine. Service of Legal and General Affairs serves as administrative service for two School of Medicine committees - the Committee for Judicial opinions and the Committee for Publishing.

Employees of the Service for Legal and General Affairs are: Hrvoje Slipčević, Master of Law (Head of Service), Milena Kasalo (Head of Protocol), Darinka Prodan (cleaning staff), Antonija Bečić (cleaning staff), Nevenka Kajić (cleaning staff), Nikolina Panadić (cleaning staff), Ivana Hrgović (cleaning staff), Dragica Boban (cleaning staff), Mladenka Žeravica (cleaning staff), Boženka Matić (cleaning staff), Vesna Colić (cleaning staff), Ana Rajić (cleaning staff), Marija Rubelj (cleaning staff) Željana Petrović (cleaning staff), Doris Jelaska (doorman) and Maja Balov (doorman/telephone operator).

Financijsko - računovodstvena služba i Služba za nabavu / *Finance and Accounting Service and Procurement Service:* Vini Proso, dipl. oec., Antonija Ezgeta, dipl. oec., Sonja Badovinac, dipl. oec., Vedrana Tomić, Valentina Tadić, dipl. oec, Nera Kukoč, Nenad Čatipović, dipl .iur. i Asija Petrašić, dipl. oec.

Financijsko – računovodstvena služba

Financijsko – računovodstvena služba jedna od stručnih službi Dekanata medicinskog fakulteta u Splitu u sklopu koje se obavljaju slijedeći poslovi:

- praćenje financijsko – računovodstvenih propisa i njihova primjena
- evidentiranje, praćenje i kontrola financijskog poslovanja Fakulteta u cjelini i po njegovim segmentima, u skladu sa zakonskim propisima i potrebama Fakulteta
- izrada financijskih planova i praćenje njihova izvršenja
- izrada godišnjih i periodičnih financijskih izvješća
- praćenje financijskih promjena i izrada financijskih izvješća za potrebe uprave Fakulteta, projekata, državne statistike, nadležnog Ministarstva, Ministarstva financija i drugih subjekata
- obračun i isplata plaća i drugih primanja zaposlenicima iz radnog odnosa i dopunskog radnog odnosa, poslove platnog prometa i blagajničko poslovanje, evidenciju nefinancijske imovine i drugi poslovi

Djelatnice Financijsko – računovodstvene službe su:
Asija Petrašić, dipl. oec. (voditeljica službe), Nera Kukoč (voditeljica odsjeka računovodstva), Vedrana Tomić (voditeljica odsjeka III vrste), Sonja Badovinac, dipl. oec. (stručni suradnik

Finance and Accounting

Finance and Accounting Service is one of the services of the academic administration of the School of Medicine in Split which encompasses the following tasks:

- Monitoring financial and accounting regulations and their implementation
- Recording, monitoring and controlling financial operations of the School of Medicine in general and by segments in accordance with legal regulations and needs of the School of Medicine
- Preparing financial plans and monitoring their implementation
- Preparing annual and periodic financial statements
- Monitoring financial changes and preparing financial statements for the School of Medicine management, project reports, statistical reports, for the Ministry in charge, Ministry of Finance and other
- Calculation and payment of salaries and other benefits to employees arising from employment and additional employment, tasks related to money transfers and treasury operations, keeping records of non-financial assets and other related activities

I vrste), Antonija Ezgeta, dipl. oec. (stručni suradnik I vrste) i Vini Proso, dipl. oec. (djelatnica na stručnom osposobljavanju bez zasnivanja radnog odnosa).

Finance and Accounting Employees:
Asija Petrašić, MA (Head of Service), Nera Kukoč (Head of Accounting), Vedrana Tomić, Sonja Badovinac, MA, Antonija Ezgeta, MA and Vini Proso, MA (on professional training).

Služba za nabavu

Služba za nabavu Medicinskog fakulteta u Splitu omogućuje nabavu robe, usluga i radova prema kriteriju ekonomski najpovoljnije ponude.

Djelatnici Službe su: Nenad Čatipović, dipl .iur. (voditelj Službe) i Valentina Tadić, dipl. oecc (stručni savjetnik).

Svi predmeti nabave podliježu primjeni Zakona o javnoj nabavi, kojim su uređeni uvjeti, pravila i postupci javne nabave roba i usluga te ustupanja radova, na načelima slobode kretanja robe, slobode poslovnog nastana i slobode pružanja usluga te načela koja iz toga proizlaze, kao što su načelo tržišnog natjecanja, načelo jednakog tretmana, načelo zabrane diskriminacije, načelo uzajamnog priznavanja, načelo razmjernosti i načelo transparentnosti.

Primjenom odredbi Zakona o javnoj nabavi omogućava se učinkovita javna nabava te ekonomično i svrhovito trošenje javnih sredstava.

Procurement Service

Procurement Service of the University of Split School of Medicine enables procurement of goods, works and services according to the lowest priced compliant offer methodology.

Procurement Service employees: Nenad Čatipović, LLM (Head of Service) and Valentina Tadić, MA (Expert Advisor).

All procurements are subject to the Public Procurement Law, which regulates the terms, standards and procedures of public procurement of goods and services and assignment of works, based on the principles of free movement of goods, freedom of establishment and the freedom to provide services, as well as the following principles: free-market competition, equal treatment, prohibition of discrimination, mutual recognition, pro-rata and transparency.

Compliance with the Public Procurement Law ensures effective public procurement procedures and economical and purposeful use of public funds.



Informatička služba / *IT service:* Leo Roglić, Davor Lukšić, mag. ing. el. i Bojan Zaviršek, mag. ing. el.

Informatička služba

Informatička služba jedna od stručnih službi Dekanata Medicinskoga fakulteta u Splitu koja planira, uspostavlja i održava informacijsko-komunikacijsku infrastrukturu i servise te pruža podršku svim poslovnim procesima ustanove (nastavnima, znanstveno-istraživačkima te administrativno-tehničkima). Ukupno je u sustavu više od 10 poslužitelja i 500 osobnih računala. Podrška se pruža svim djelatnicima i studentima integriranih i poslijediplomskih studija.

Djelatnici Informatičke službe su: Davor Lukšić, mag. ing. el. (voditelj Službe), Bojan Zaviršek, mag. ing. el. (voditelj Odsjeka) te Leo Roglić (informatički referent).

IT service

IT service is one of the services of the academic administration of the University of Split School of Medicine that plans, establishes and maintains information and communications infrastructure and services and provides support to all business processes of the institution (educational, scientific-research, and administrative-technical). IT system consists of more than 10 servers and 500 PCs. Support is provided to all employees and students.

IT service staff consists of: Davor Luksić, MSc Ee. (Head of service), Bojan Zaviršek, MSc Ee (Head of Section) and Leo Roglić (computer administrator).

Služba za izgradnju i održavanje/ E*ngineering and maintenance service:*
Stipo Milardović struč. spec. ing. sec., Marinko Munivrana, Marijo Bikić i Stipe Krželj, dipl. ing. el.

Služba za izgradnju i održavanje

Služba za izgradnju i održavanje jedna od stručnih službi Dekanata Medicinskog fakulteta u Splitu. Aktivnosti Službe uključuju nadzor gradnje te održavanje objekata i okoliša te tehničke i medicinske opreme u suradnji sa ovlaštenim tvrtkama čija se oprema koristi. Služba također kontrolira provedbu mjera zaštite na radu i zaštite od požara.

Djelatnici službe su: Stipe Krželj dipl. ing. el. (voditelj službe), Stipo Milardović struč. spec. ing. sec. (voditelj odsjeka), Marinko Munivrana (voditelj radionice), Marijo Bikić (pomoćni radnik).

Construction and Maintenance

Engineering and maintenance service is one of the services of the academic administration of the University Of Split School Of Medicine. Service monitors building and maintains facilities, environment, technical and medical equipment in collaboration with licensed companies which provide needed equipment. The department controls implementation of work safety measures including fire protection measures.

Engineering and maintenance service staff consists of: Stipe Krželj, MSc-EE. (Head of Service), Stipo Milardović, Safety. Eng, (Head of Section), Marinko Munivrana (Head of workshop), Marijo Bikić (support worker).

NASTAMBA ZA POKUSNE ŽIVOTINJE
HOUSING OF EXPERIMENTAL ANIMALS

Djelatnici Nastambe za pokusne životinje / *Housing of Experimental Animals Staff*
mr. sc. Jagoda Dujić, dr. med. vet., Tea Šerić, teh. igm. Marijo Bikić i Dinka Jurić, vet. teh.

Nastamba za pokusne životinje na razini Sveučilišta u Splitu od velikoga je značenja za znanstveno-istraživački rad, a ujedno je jedan od prvih koraka funkcionalne integracije Sveučilišta u Splitu. UNESCO uvrštava nastambe za pokusne životinje u temeljnu znanstvenu infrastrukturu svake zemlje, što povećava značaj podrške koju Nastamba pruža pri izvođenju bioloških/biomedicinskih pokusa pri Sveučilištu u Splitu. Medicinski fakultet Sveučilišta u Splitu Ugovorom sklopljenim s MORH-om 2002. godine dobio je na korištenje dio prostora Nastambe za pokusne životinje Instituta za pomorsku medicinu (IPM) – HRM površine oko 370 m^2. Prostor je uređen i klimatiziran te je u opremu uloženo oko 1,5 milijuna kuna, a Nastambu je većinom financirao MZOŠ. U sklopu izgradnje novoga sveučilišnoga kampusa u Splitu izgrađena je nova Nastamba u podrumu zgrade B Medicinskoga fakulteta, površine 570 m^2, koja je započela s radom u siječnju 2014., kada je registrirana pri Ministarstvu poljoprivrede i šumarstva. Novi prostori djelomično su opremljeni, a kompletno opremanje po najnovijim EU standardima ostvarilo bi se iz projekta prijavljena na strukturne EU fondove u iznosu od oko 2 milijuna eura. Trenutno su od pokusnih životinja u uzgoju štakori, miševi i zamorci. Uz voditeljicu mr. sc. Jagodu Dujić, dr. med. vet., u nastambi rade i veterinarska tehničarka Dinka Jurić, Marijo Bikić te pomoćna radnica na poslovima čišćenja Tea Šerić.

Housing of experimental animals is of great importance to scientific research and it was one of the first steps of functional integration of the University of Split. UNESCO classifies housing of experimental animals as fundamental scientific infrastructure of each country, which increases its importance in support of conduction of biological/biomedical experiments in Split. School of Medicine in Split has got possibility to use one part of the housing space of 370 m^2 belonging to the Institute of Naval Medicine (INM) by contract signed with Croatian Ministry of Defence in 2002. The facility is furnished and air conditioned, the equipment costs are about 1.5 million, mostly financed by the Croatian MSES. New animal housing of 570 m^2 was built as part of the new University Campus in Split. It is located in the basement of the Conference Centre at the School of Medicine and was registered by the Ministry of Agriculture and Forestry in 2014. At the moment the new facility is only partly equipped, since complete furnishing according to the latest EU standards should be completed from the project applying for EU Structural Funds in the amount of about 2 million euros. Rats, mice and guinea pigs are currently in breeding. The facility s Coordinator Jagoda Dujić, MSc, DVM, a veterinary technician Dinka Jurić, Marijo Bikić and auxiliary worker for cleaning Tea Šerić are employed in the facility..

ZNANSTVENO-NASTAVNO, SURADNIČKO I ADMINISTRATIVNO OSOBLJE

SCIENTIFIC-TEACHING STAFF, ASSOCIATES AND ADMINISTRATIVE STAFF

REDOVITI PROFESORI, REDOVITI PROFESORI U TRAJNOM ZVANJU I PROFESORI U POČASNOM ZVANJU PROFESSOR EMERITUS

TENURED FULL PROFESSORS, FULL PROFESSORS AND PROFESSORES EMERITI

Redoviti profesori / *Full Professors*		
1.	Glavina Durdov, Merica	2012.
2.	Kuzmić-Prusac, Ivana	2012.
3.	Primorac, Dragan	2012.
4.	Pešutić Pisac, Valdi	2013.
5.	Titlić, Marina	2013.
6.	Biočina-Lukenda, Dolores	2014.
7.	Drmić Hofman, Irena	2014.
8.	Karelović, Deni	2014.
9.	Martinović Kaliterna, Dušanka	2014.
10.	Puizina Ivić, Neira	2014.
11.	Škrabić, Veselin	2014.
12.	Tonkić, Ante	2014.
13.	Sutlović, Davorka	2015.
14.	Krželj, Vjekoslav	2016.
15.	Meštrović, Julije	2016.
16.	Modun, Darko	2016.
17.	Šimunić, Miroslav	2016.
18.	Tonkić, Marija	2016.
19.	Valić, Maja	2016.

Redoviti profesori u trajnom zvanju *Tenured Full Professors*		
1.	Dujić, Željko	2005.
2.	Anđelinović, Šimun	2007.
3.	Ivanišević, Milan	2007.
4.	Ljutić, Dragan	2008.
5.	Marušić, Matko	2008.
6.	Saraga-Babić, Mirna	2008.
7.	Lušić, Ivo	2009.
8.	Marušić, Ana	2009.
9.	Boban, Mladen	2010.
10.	Eterović, Davor	2010.
11.	Sapunar, Damir	2012.
12.	Vrdoljak, Eduard	2012.
13.	Đogaš, Zoran	2013.
14.	Grković, Ivica	2014.
15.	Saraga, Marijan	2015.
16.	Definis Gojanović, Marija	2016.
17.	Krželj, Vjekoslav	2016.
18.	Mulić, Rosanda	2016.
19.	Perko, Zdravko	2016.
20.	Terzić, Janoš	2016.
21.	Tomić, Snježana	2016.
22.	Valić, Zoran	2016.
23.	Vlak, Tonko	2016.
24.	Zemunik, Tatijana	2016.

Professores Emeriti	
1.	Uglešić, Borben
2.	Kraljević, Ljubomir (pok. / *late*)
3.	Rumboldt, Zvonko

NASTAVNO OSOBLJE S PUNIM RADNIM VREMENOM
FULL-TIME FACULTY

1.	Dujić, Željko	red. prof. trajni / *Tenured Full Professor*	2005.
2.	Marušić, Matko	red. prof. trajni / *Tenured Full Professor*	2008.
3.	Marušić, Ana	red. prof. trajni / *Tenured Full Professor*	2009.
4.	Boban, Mladen	red. prof. trajni / *Tenured Full Professor*	2010.
5.	Sapunar, Damir	red. prof. trajni / *Tenured Full Professor*	2012.
6.	Đogaš, Zoran	red. prof. trajni / *Tenured Full Professor*	2013.
7.	Grković, Ivica	red. prof. trajni / *Tenured Full Professor*	2014.
8.	Terzić, Janoš	red. prof. trajni / *Tenured Full Professor*	2016.
9.	Valić, Zoran	red. prof. trajni / *Tenured Full Professor*	2016.
10.	Markotić, Anita	red. prof. / *Full Professor*	2015.
11.	Modun, Darko	red. prof. / *Full Professor*	2016.
12.	Valić, Maja	red. prof. / *Full Professor*	2016.
13.	Ljubković, Marko	izvanredni prof. / *Associate Professor*	2012.
14.	Marinović, Jasna	izvanredni prof. / *Associate Professor*	2012.
15.	Puljak, Livia	izvanredni prof. / *Associate Professor*	2013.
16.	Marinović-Terzić, Ivana	izvanredni prof. / *Associate Professor*	2014.
17.	Polašek, Ozren	izvanredni prof. / *Associate Professor*	2014.
18.	Vukojević, Katarina	izvanredni prof. / *Associate Professor*	2014.
19.	Boraska Perica, Vesna	izvanredni prof. / *Associate Professor*	2015.
20.	Jerončić, Ana	izvanredni prof. / *Associate Professor*	2016.
21.	Novak Nakir, Ivana	izvanredni prof. / *Associate Professor*	2016.
22.	Pecotić, Renata	izvanredni prof. /*Associate Professor*	2016.
23.	Kozina, Slavica	docent / *Assistant Professor*	2012.
24.	Mudnić, Ivana	docent / *Assistant Professor*	2012.
25.	Raguž, Marija	docent / *Assistant Professor*	2012.
26.	Filipović, Natalija	docent / *Assistant Professor*	2013.
27.	Kolčić, Ivana	docent / *Assistant Professor*	2013.
28.	Mardešić-Brakus, Snježana	docent / *Assistant Professor*	2013.
29.	Čikeš Čulić, Vedrana	docent / *Assistant Professor*	2015.
30.	Božić, Joško	docent / *Assistant Professor*	2016.
31.	Jerončić Tomić, Iris	docent / *Assistant Professor*	2016.
32.	Korać Prlić, Jelena	docent / *Assistant Professor*	2016.
33.	Kostić, Sandra	docent / *Assistant Professor*	2016.
34.	Medvedec Mikić, Ivana	docent / *Assistant Professor*	2016.
35.	Omerović, Jasminka	docent / *Assistant Professor*	2016.
36.	Zakarija-Grković, Irena	docent / *Assistant Professor*	2016.
37.	Kero, Darko	poslijedoktorand / *Postdoctoral Researcher*	2009.
38.	Repić, Dario	poslijedoktorand / *Postdoctoral Researcher*	2009.
39.	Režić Mužinić, Nikolina	poslijedoktorand / *Postdoctoral Researcher*	2009.
40.	Mihaljević, Boris	poslijedoktorand / *Postdoctoral Researcher*	2014.
41.	Cigić, Livia	poslijedoktorand / *Postdoctoral Researcher*	2015.
42.	Đogaš, Varja	poslijedoktorand / *Postdoctoral Researcher*	2015.
43.	Buča, Berislav	poslijedoktorand / *Postdoctoral Researcher*	2016.
44.	Galić, Tea	poslijedoktorand / *Postdoctoral Researcher*	2016.
45.	Gavić, Lidia	poslijedoktorand / *Postdoctoral Researcher*	2016.
46.	Popović, Marijana	poslijedoktorand / *Postdoctoral Researcher*	2016.
47.	Kalibović-Govorko, Danijela	viši asistent / *Senior Teaching Assistant*	2009.
48.	Tadin, Antonia	viši asistent / *Senior Teaching Assistant*	2009.
49.	Mastelić, Angela	asistent / *Teaching Assistant*	2011.
50.	Šešelja Perišin, Ana	asistent / *Teaching Assistant*	2011.
51.	Marinković, Mija	asistent / *Teaching Assistant*	2013.
52.	Gunjača, Ivana	asistent / *Teaching Assistant*	2014.
53.	Ključević, Nikola	asistent / *Teaching Assistant*	2014.
54.	Šegrt, Ivana	asistent / *Teaching Assistant*	2014.
55.	Vidan, Nikolina	asistent / *Teaching Assistant*	2014.
56.	Grgo, Mija	asistent / *Teaching Assistant*	2015.
57.	Milat, Ana Marija	asistent / *Teaching Assistant*	2015.
58.	Vilović, Marin	asistent / *Teaching Assistant*	2015.
59.	Benzon, Benjamin	asistent / *Teaching Assistant*	2016.
60.	Bukić, Josipa	asistent / *Teaching Assistant*	2016.
61.	Ivanković, Danica	asistent / *Teaching Assistant*	2016.
62.	Kaličanin, Dean	asistent / *Teaching Assistant*	2016.
63.	Leskur, Dario	asistent / *Teaching Assistant*	2016.
64.	Bečić, Kristijan	znan.novak/v.asis. / *Research Assistant/ Teaching Assistant*	2006.
65.	Rogić Vidaković, Maja	znan.novak/v.asis. / *Research Assistant/ Teaching Assistant*	2009.

66.	Veršić Bratinčević, Maja	znan.novak/v.asis. / *Research Assistant/ Teaching Assistant*	2010.
67.	Pavlinac Dodig, Ivana	znan.novak/v.asis. / *Research Assistant/ Teaching Assistant*	2014.
68.	Degoricija, Marina	znan.novak/asis. / *Research Assistant/ Teaching Assistant*	2009.
69.	Pranić, Shelly	znan.novak/asis. / *Research Assistant/ Teaching Assistant*	2010.
70.	Malički, Mario	znan.novak/asis. / *Research Assistant/ Teaching Assistant*	2011.
71.	Miljković, Ana	znan.novak/asis. / *Research Assistant/ Teaching Assistant*	2011.
72.	Lušić, Linda	znan.novak/asis. / *Research Assistant/ Teaching Assistant*	2012.

NASTAVNO OSOBLJE S NEPUNIM RADNIM VREMENOM
PART-TIME FACULTY

1.	Anđelinović, Šimun	red. prof. trajni / *Tenured Full Professor*	2007.
2.	Ivanišević, Milan	red. prof. trajni / *Tenured Full Professor*	2007.
3.	Ljutić, Dragan	red. prof. trajni / *Tenured Full Professor*	2008.
4.	Saraga-Babić, Mirna	red. prof. trajni / *Tenured Full Professor*	2008.
5.	Lušić, Ivo	red. prof. trajni / *Tenured Full Professor*	2009.
6.	Eterović, Davor	red. prof. trajni / *Tenured Full Professor*	2010.
7.	Vrdoljak, Eduard	red. prof. trajni / *Tenured Full Professor*	2012.
8.	Saraga, Marijan	red. prof. trajni / *Tenured Full Professor*	2015.
9.	Definis Gojanović, Marija	red. prof. trajni / *Tenured Full Professor*	2016.
10.	Krželj, Vjekoslav	red. prof. trajni / *Tenured Full Professor*	2016.
11.	Mulić, Rosanda	red. prof. trajni / *Tenured Full Professor*	2016.
12.	Perko, Zdravko	red. prof. trajni / *Tenured Full Professor*	2016.
13.	Tomić, Snježana	red. prof. trajni / *Tenured Full Professor*	2016.
14.	Vlak, Tonko	red. prof. trajni / *Tenured Full Professor*	2016.
15.	Zemunik, Tatijana	red. prof. trajni / *Tenured Full Professor*	2016.
16.	Glavina Durdov, Merica	red. prof. / *Full Professor*	2012.
17.	Kuzmić-Prusac, Ivana	red. prof. / *Full Professor*	2012.
18.	Primorac, Dragan	red. prof. / *Full Professor*	2012.
19.	Pešutić Pisac, Valdi	red. prof. / *Full Professor*	2013.
20.	Titlić, Marina	red. prof. / *Full Professor*	2013.
21.	Biočina-Lukenda, Dolores	red. prof. / *Full Professor*	2014.
22.	Drmić Hofman, Irena	red. prof. / *Full Professor*	2014.
23.	Karelović, Deni	red. prof. / *Full Professor*	2014.
24.	Martinović Kaliterna, Dušanka	red. prof. / *Full Professor*	2014.
25.	Puizina Ivić, Neira	red. prof. / *Full Professor*	2014.
26.	Škrabić, Veselin	red. prof. / *Full Professor*	2014.
27.	Tonkić, Ante	red. prof. / *Full Professor*	2014.
28.	Sutlović, Davorka	red. prof. / *Full Professor*	2015.
29.	Meštrović, Julije	red. prof. / *Full Professor*	2016.
30.	Šimunić, Miroslav	red. prof. / *Full Professor*	2016.
31.	Tonkić, Marija	red. prof. / *Full Professor*	2016.
32.	Cambj Sapunar, Liana	izvanredni prof. / *Associate Professor*	2009.
33.	Marasović, Dujomir	izvanredni prof. / *Associate Professor*	2010.
34.	Pintarić, Irena	izvanredni prof. / *Associate Professor*	2010.
35.	Fabijanić, Damir	izvanredni prof. / *Associate Professor*	2011.
36.	Britvić, Dolores	izvanredni prof. / *Associate Professor*	2012.
37.	Bućan, Kajo	izvanredni prof. / *Associate Professor*	2012.
38.	Čulić, Viktor	izvanredni prof. / *Associate Professor*	2012.
39.	Duplančić, Darko	izvanredni prof. / *Associate Professor*	2012.
40.	Lukšić, Boris	izvanredni prof. / *Associate Professor*	2012.
41.	Marković, Vinko	izvanredni prof. / *Associate Professor*	2012.
42.	Punda, Ante	izvanredni prof. / *Associate Professor*	2012.
43.	Barišić, Igor	izvanredni prof. / *Associate Professor*	2013.
44.	Boschi, Vladimir	izvanredni prof. / *Associate Professor*	2013.
45.	Grandić, Leo	izvanredni prof. / *Associate Professor*	2013.
46.	Ilić, Nenad	izvanredni prof. / *Associate Professor*	2013.
47.	Ivić, Ivo	izvanredni prof. / *Associate Professor*	2013.
48.	Radman, Maja	izvanredni prof. / *Associate Professor*	2013.
49.	Roje, Damir	izvanredni prof. / *Associate Professor*	2013.
50.	Šitum, Marijan	izvanredni prof. / *Associate Professor*	2013.
51.	Smoljanović, Mladen	izvanredni prof. / *Associate Professor*	2013.
52.	Ćorić, Vedran	izvanredni prof. / *Associate Professor*	2014.
53.	Kovačić, Ivan	izvanredni prof. / *Associate Professor*	2014.
54.	Maras-Šimunić, Marina	izvanredni prof. / *Associate Professor*	2014.
55.	Tičinović Kurir, Tina	izvanredni prof. / *Associate Professor*	2014.
56.	Vilović, Katarina	izvanredni prof. / *Associate Professor*	2014.
57.	Jurić, Ivo	izvanredni prof. / *Associate Professor*	2015.
58.	Vulić, Marko	izvanredni prof. / *Associate Professor*	2015.
59.	Baković-Kramarić, Darija	izvanredni prof. / *Associate Professor*	2016.
60.	Goić Barišić, Ivana	izvanredni prof. / *Associate Professor*	2016.
61.	Karanović, Nenad	izvanredni prof. / *Associate Professor*	2016.
62.	Carev, Mladen	docent / *Assistant Professor*	2010.
63.	Vuković, Ivica	docent / *Assistant Professor*	2010.
64.	Kovačić, Vedran	docent / *Assistant Professor*	2011.
65.	Ledina, Dragan	docent / *Assistant Professor*	2011.
66.	Ognjenović, Marina	docent / *Assistant Professor*	2011.
67.	Rogošić, Veljko	docent / *Assistant Professor*	2011.
68.	Tadić, Tade	docent / *Assistant Professor*	2011.
69.	Barbalić, Maja	docent / *Assistant Professor*	2012.
70.	Boban, Nataša	docent / *Assistant Professor*	2012.
71.	Poljak, Nikola Kolja	docent / *Assistant Professor*	2012.
72.	Šundov, Željko	docent / *Assistant Professor*	2012.
73.	Kovačić, Damir	docent / *Assistant Professor*	2013.
74.	Puljiz, Željko	docent / *Assistant Professor*	2013.
75.	Bradarić-Šlujo, Anteo	docent / *Assistant Professor*	2014.
76.	Marušić, Jelena	docent / *Assistant Professor*	2014.

77.	Petric, Dragomir	viši predavač / *Senior Lecturer*	2008.
78.	Badrov, Jozo	asistent / *Teaching Assistant*	2009.
79.	Bitanga, Petar	asistent / *Teaching Assistant*	2009.
80.	Mikelić Vitasović, Branimira	asistent / *Teaching Assistant*	2009.
81.	Parat, Katica	asistent / *Teaching Assistant*	2009.
82.	Anđić, Marica	asistent / *Teaching Assistant*	2011.

NASTAVNICI I SURADNICI IZABRANI U NASLOVNA ZVANJA
APPOINTED TO SCIENTIFIC-TEACHING POSITIONS

1.	Janković, Stipan	red. prof. trajni / *Tenured Full Professor*	2005.
2.	Dželalija, Boris	red. prof. trajni / *Tenured Full Professor*	2016.
3.	Đikić, Ivan	red. profesor / *Full Professor*	2009.
4.	Hašpl, Miroslav	red. profesor / *Full Professor*	2011.
5.	Rudan, Igor	izvanredni prof. / *Associate Professor*	2007.
6.	Aljinović Ratković, Narandža	izvanredni prof. / *Associate Professor*	2011.
7.	Čičak, Nikola	izvanredni prof. / *Associate Professor*	2011.
8.	Dobec, Marinko	izvanredni prof. / *Associate Professor*	2011.
9.	Tomić, Siniša	izvanredni prof. / *Associate Professor*	2011.
10.	Vlastelica, Mirela	izvanredni prof. / *Associate Professor*	2011.
11.	Bošnjak, Andrija	izvanredni prof. / *Associate Professor*	2012.
12.	Rotim, Krešimir	izvanredni prof. / *Associate Professor*	2014.
13.	Rudan, Diana	docent / *Assistant Professor*	2009.
14.	Cikojević, Draško	docent / *Assistant Professor*	2010.
15.	Lukić, Ivan Krešimir	docent / *Assistant Professor*	2010.
16.	Perić, Irena	docent / *Assistant Professor*	2010.
17.	Salamunić, Ilza	docent / *Assistant Professor*	2010.
18.	Božić, Ivo	docent / *Assistant Professor*	2011.
19.	Galetović, Davor	docent / *Assistant Professor*	2011.
20.	Glavaš, Duška	docent / *Assistant Professor*	2011.
21.	Gruden Pokupec, Josipa Sanja	docent / *Assistant Professor*	2011.
22.	Ivančev, Vladimir	docent / *Assistant Professor*	2011.
23.	Jukić ,Marko	docent / *Assistant Professor*	2011.
24.	Karlica, Dobrila	docent / *Assistant Professor*	2011.
25.	Poljak-Guberina, Renata	docent / *Assistant Professor*	2011.
26.	Seifert, Davor	docent / *Assistant Professor*	2011.
27.	Tripković, Ingrid	docent / *Assistant Professor*	2011.
28.	Unić, Ivana	docent / *Assistant Professor*	2011.
29.	Boban, Marijo	docent / *Assistant Professor*	2012.
30.	Brisky, Livia	docent / *Assistant Professor*	2012.
31.	Ćurin, Katja	docent / *Assistant Professor*	2012.
32.	Franić ,Tomislav	docent / *Assistant Professor*	2012.
33.	Klančnik, Marisa	docent / *Assistant Professor*	2012.
34.	Kuzmanić-Šamija, Radenka	docent / *Assistant Professor*	2012.
35.	Matijaca, Meri	docent / *Assistant Professor*	2012.
36.	Obad, Ante	docent / *Assistant Professor*	2012.
37.	Omrčen, Tomislav	docent / *Assistant Professor*	2012.
38.	Pivac, Nediljko	docent / *Assistant Professor*	2012.
39.	Radić, Josipa	docent / *Assistant Professor*	2012.
40.	Šain, Milenka	docent / *Assistant Professor*	2012.
41.	Tudor, Mario	docent / *Assistant Professor*	2012.
42.	Uglešić, Boran	docent / *Assistant Professor*	2012.
43.	Bilić, Ivica	docent / *Assistant Professor*	2013.
44.	Bonacin, Damir	docent / *Assistant Professor*	2013.
45.	Džamonja, Gordan	docent / *Assistant Professor*	2013.
46.	Galić, Ivan	docent / *Assistant Professor*	2013.
47.	Giunio, Lovel	docent / *Assistant Professor*	2013.
48.	Jurčev Savičević, Ananmarija	docent / *Assistant Professor*	2013.
49.	Librenjak, Davor	docent / *Assistant Professor*	2013.
50.	Lukenda, Josip	docent / *Assistant Professor*	2013.
51.	Novak, Katarina	docent / *Assistant Professor*	2013.
52.	Pavličević, Ivančica	docent / *Assistant Professor*	2013.
53.	Radić, Mislav	docent / *Assistant Professor*	2013.
54.	Ramljak, Vesna	docent / *Assistant Professor*	2013.
55.	Roje, Zdravko	docent / *Assistant Professor*	2013.
56.	Russo, Andrea	docent / *Assistant Professor*	2013.
57.	Vrdoljak, Davorka	docent / *Assistant Professor*	2013.
58.	Vučinović, Mirjana	docent / *Assistant Professor*	2013.
59.	Aljinović, Jure	docent / *Assistant Professor*	2014.
60.	Bačić, Boris	docent / *Assistant Professor*	2014.
61.	Batinić, Tonći	docent / *Assistant Professor*	2014.
62.	Bekavac, Ivo	docent / *Assistant Professor*	2014.
63.	Bralić, Irena	docent / *Assistant Professor*	2014.
64.	Čolović ,Zaviša	docent /*Assistant Professor*	2014.
65.	Drviš, Petar	docent / *Assistant Professor*	2014.
66.	Glavina, Trpimir	docent / *Assistant Professor*	2014.
67.	Gudelj, Ivan	docent / *Assistant Professor*	2014.
68.	Krnić, Mladen	docent / *Assistant Professor*	2014.
69.	Lojpur, Mihajlo	docent / *Assistant Professor*	2014.
70.	Lovčić, Vesna	docent / *Assistant Professor*	2014.
71.	Marasović-Krstulović, Daniela	docent / *Assistant Professor*	2014.
72.	Markić, Joško	docent / *Assistant Professor*	2014.
73.	Pavić, Arsen	docent / *Assistant Professor*	2014.
74.	Pogorelić, Zenon	docent / *Assistant Professor*	2014.

75.	Poljičanin, Ana	docent / *Assistant Professor*	2014.
76.	Šunj, Martina	docent / *Assistant Professor*	2014.
77.	Tandara, Marijan	docent / *Assistant Professor*	2014.
78.	Varga, Suzana	docent / *Assistant Professor*	2014.
79.	Bratanić, Andre	docent / *Assistant Professor*	2015.
80.	Bulat, Cristijan	docent / *Assistant Professor*	2015.
81.	Bušić, Željko	docent / *Assistant Professor*	2015.
82.	Dolić, Krešimir	docent / *Assistant Professor*	2015.
83.	Lasić, Davor	docent / *Assistant Professor*	2015.
84.	Lozić, Bernarda	docent / *Assistant Professor*	2015.
85.	Pavelin, Sanda	docent / *Assistant Professor*	2015.
86.	Perković, Dijana	docent / *Assistant Professor*	2015.
87.	Puljiz, Mario	docent / *Assistant Professor*	2015.
88.	Roje Bedeković, Marina	docent / *Assistant Professor*	2015.
89.	Štula, Ivana	docent / *Assistant Professor*	2015.
90.	Zekan, Joško	docent / *Assistant Professor*	2015.
91.	Znaor, Ljubo	docent / *Assistant Professor*	2015.
92.	Gulam, Danijela	docent / *Assistant Professor*	2016.
93.	Jerončić Tomić, Iris	docent / *Assistant Professor*	2016.
94.	Kontić, Mirko	docent / *Assistant Professor*	2016.
95.	Kuzmanić, Marion	docent / *Assistant Professor*	2016.
96.	Lovrić Kojundžić, Sanja	docent / *Assistant Professor*	2016.
97.	Marinović Guić, Maja	docent / *Assistant Professor*	2016.
98.	Šundov, Dinka	docent / *Assistant Professor*	2016.
99.	Boraska Jelavić, Tihana	naslovni doc / *Assistant Professor*	2016.
100.	Meštrović, Arijana	naslovni doc / *Assistant Professor*	2016.
101.	Petrić Miše, Branka	naslovni doc / *Assistant Professor*	2016.
102.	Polić, Branka	naslovni doc / *Assistant Professor*	2016.
103.	Anđelinović, Deny	poslijedoktorand / *Postdoctoral Researcher*	2014.
104.	Mrklić, Ivana	poslijedoktorand / *Postdoctoral Researcher*	2014.
105.	Carev, Dominko	poslijedoktorand / *Postdoctoral Researcher*	2015.
106.	Lukšić, Bruno	poslijedoktorand / *Postdoctoral Researcher*	2015.
107.	Šiško-Kraljević, Katarina	poslijedoktorand / *Postdoctoral Researcher*	2015.
108.	Todorić, Davor	poslijedoktorand / *Postdoctoral Researcher*	2015.
109.	Utrobičić, Ivan	poslijedoktorand / *Postdoctoral Researcher*	2015.
110.	Beljan Perak, Renata	poslijedoktorand / *Postdoctoral Researcher*	2016.
111.	Cvek, Josipa	poslijedoktorand / *Postdoctoral Researcher*	2016.
112.	Ivančev, Božena	poslijedoktorand / *Postdoctoral Researcher*	2016.
113.	Lešin, Mladen	poslijedoktorand / *Postdoctoral Researcher*	2016.
114.	Pleština-Borjan, Ivna	poslijedoktorand / *Postdoctoral Researcher*	2016.
115.	Zanchi, Jakša	poslijedoktorand / *Postdoctoral Researcher*	2016.
116.	Zorica, Robert	poslijedoktorand / *Postdoctoral Researcher*	2016.
117.	Marušić, Jadranka	viši predavač / *Senior Lecturer*	2006.
118.	Glavaški, Milan	viši predavač / *Senior Lecturer*	2008.
119.	Giljanović-Perak, Jadranka	predavač / *Lecturer*	2004.
120.	Smoje, Elvira	predavač / *Lecturer*	2004.
121.	Kustura, Dragica	predavač / *Lecturer*	2009.
122.	Alujević, Antonio	predavač / *Lecturer*	2013.
123.	Marović, Anton	viši asistent / *Senior Teaching assistant*	2007.
124.	Božanić, Darka	viši asistent / *Senior Teaching assistant*	2009.
125.	Pejda, Slavica	viši asistent / *Senior Teaching assistant*	2009.
126.	Vuković, Jonatan	viši asistent / *Senior Teaching assistant*	2011.
127.	Filipović Grčić, Petar	viši asistent / *Senior Teaching assistant*	2012.
128.	Ivanković, Zorana	viši asistent / *Senior Teaching assistant*	2012.
129.	Čapkun Niggli, Gorana	viši asistent / *Senior Teaching assistant*	2013.
130.	Stipić, Marija	viši asistent / *Senior Teaching assistant*	2013.
131.	Zekić Tomaš, Sandra	viši asistent / *Senior Teaching assistant*	2013.
132.	Bećir, Boris	viši asistent / *Senior Teaching assistant*	2014.
133.	Mrass, Damir	asistent / *Teaching Assistant*	2005.
134.	Žuljan Cvitanović, Marija	asistent / *Teaching Assistant*	2005.
135.	Čarija, Antoanela	asistent / *Teaching Assistant*	2006.
136.	Dedić, Milenka	asistent / *Teaching Assistant*	2006.
137.	Glavina, Gordana	asistent / *Teaching Assistant*	2006.
138.	Jurišić, Zrinka	asistent / *Teaching Assistant*	2006.
139.	Kotarac, Slava	asistent / *Teaching Assistant*	2006.
140.	Tafra, Robert	asistent / *Teaching Assistant*	2006.
141.	Alujević-Jakus, Ivana	asistent / *Teaching Assistant*	2007.
142.	Antončić Furlan, Ivanka	asistent / *Teaching Assistant*	2007.
143.	Armanda, Višnja	asistent / *Teaching Assistant*	2007.
144.	Benzon, Zdeslav	asistent / *Teaching Assistant*	2007.
145.	Bucat, Marija	asistent / *Teaching Assistant*	2007.
146.	Despot, Ranka	asistent / *Teaching Assistant*	2007.
147.	Košuljandić Vukić, Đurđica	asistent / *Teaching Assistant*	2007.
148.	Meštrović, Marija	asistent / *Teaching Assistant*	2007.
149.	Meštrović, Zoran	asistent / *Teaching Assistant*	2007.
150.	Metličić, Vito	asistent / *Teaching Assistant*	2007.
151.	Stričević, Luka	asistent / *Teaching Assistant*	2007.

152.	Trgo, Gorana	asistent / *Teaching Assistant*	2007.
153.	Vuković, Srđan	asistent / *Teaching Assistant*	2007.
154.	Žitko, Vanda	asistent / *Teaching Assistant*	2007.
155.	Brajević-Gizdić, Igna	asistent / *Teaching Assistant*	2008.
156.	Čupin, Jasminka	asistent / *Teaching Assistant*	2008.
157.	Novak, Anita	asistent / *Teaching Assistant*	2008.
158.	Traljić, Vesna	asistent / *Teaching Assistant*	2008.
159.	Benzon, Sandra	asistent / *Teaching Assistant*	2009.
160.	Brakus, Ivan	asistent / *Teaching Assistant*	2009.
161.	Ćurić, Anto	asistent / *Teaching Assistant*	2009.
162.	Kos, Irena	asistent / *Teaching Assistant*	2009.
163.	Maričić, Vera	asistent / *Teaching Assistant*	2009.
164.	Radica, Nataša	asistent / *Teaching Assistant*	2009.
165.	Bezić, Joško	asistent / *Teaching Assistant*	2010.
166.	Brnić, Darko	asistent / *Teaching Assistant*	2010.
167.	Frankić, Mileva	asistent / *Teaching Assistant*	2010.
168.	Kolić, Krešimir	asistent / *Teaching Assistant*	2010.
169.	Kuščević, Dorjan	asistent / *Teaching Assistant*	2010.
170.	Lukšić, Davor	asistent / *Teaching Assistant*	2010.
171.	Mijaljica, Goran	asistent / *Teaching Assistant*	2010.
172.	Mrduljaš-Đujić, Nataša	asistent / *Teaching Assistant*	2010.
173.	Ninčević, Željko	asistent / *Teaching Assistant*	2010.
174.	Surjan, Svjetlana	asistent / *Teaching Assistant*	2010.
175.	Antičević, Vesna	asistent / *Teaching Assistant*	2011.
176.	Bačić, Dubravka	asistent / *Teaching Assistant*	2011.
177.	Barać, Lana	asistent / *Teaching Assistant*	2011.
178.	Behmen, Dalibora	asistent / *Teaching Assistant*	2011.
179.	Bilan, Kanito	asistent / *Teaching Assistant*	2011.
180.	Bogat-Popovska, Ivančica	asistent / *Teaching Assistant*	2011.
181.	Borić Škaro, Dijana	asistent / *Teaching Assistant*	2011.
182.	Bošnjak, Tamara	asistent / *Teaching Assistant*	2011.
183.	Bušić, Njegoslav	asistent / *Teaching Assistant*	2011.
184.	Čarija, Robert	asistent / *Teaching Assistant*	2011.
185.	Ćurčić, Liza	asistent / *Teaching Assistant*	2011.
186.	Duplančić, Božidar	asistent / *Teaching Assistant*	2011.
187.	Elezović, Neven	asistent / *Teaching Assistant*	2011.
188.	Filipović, Tomislav	asistent / *Teaching Assistant*	2011.
189.	Gorjanski ,Dražen	asistent / *Teaching Assistant*	2011.
190.	Kocen, Dubravka	asistent / *Teaching Assistant*	2011.
191.	Kopić, Dragica	asistent / *Teaching Assistant*	2011.
192.	Krnić, Dragan	asistent / *Teaching Assistant*	2011.
193.	Ledenko, Vlatko	asistent / *Teaching Assistant*	2011.
194.	Lupi, Fernandin Slaven	asistent / *Teaching Assistant*	2011.
195.	Madunić, Sanja	asistent / *Teaching Assistant*	2011.
196.	Marinović, Ivanka	asistent / *Teaching Assistant*	2011.
197.	Meštrović, Jakov	asistent / *Teaching Assistant*	2011.
198.	Novak, Anela	asistent / *Teaching Assistant*	2011.
199.	Pavelin, Ljubica	asistent / *Teaching Assistant*	2011.
200.	Perković, Mate	asistent / *Teaching Assistant*	2011.
201.	Poklepović, Tina	asistent / *Teaching Assistant*	2011.
202.	Prgomet, Sandra	asistent / *Teaching Assistant*	2011.
203.	Rađa, Marko	asistent / *Teaching Assistant*	2011.
204.	Rošić Despalatović, Bruna	asistent / *Teaching Assistant*	2011.
205.	Sekovska, Jadranka	asistent / *Teaching Assistant*	2011.
206.	Šošo, Daniela	asistent / *Teaching Assistant*	2011.
207.	Srdelić Mihalj, Sanja	asistent / *Teaching Assistant*	2011.
208.	Stojanović Stipić, Sanda	asistent / *Teaching Assistant*	2011.
209.	Tadin Hadjina, Ivana	asistent / *Teaching Assistant*	2011.
210.	Vegan, Biljan	asistent / *Teaching Assistant*	2011.
211.	Vidović, Neven	asistent / *Teaching Assistant*	2011.
212.	Bošković, Lidija	asistent / *Teaching Assistant*	2012.
213.	Hrboka, Vedran	asistent / *Teaching Assistant*	2012.
214.	Karin, Željka	asistent / *Teaching Assistant*	2012.
215.	Maleš, Zrinka	asistent / *Teaching Assistant*	2012.
216.	Mršić, Ante	asistent / *Teaching Assistant*	2012.
217.	Novak Ribičić, Kristijana	asistent / *Teaching Assistant*	2012.
218.	Pavlov, Vesna	asistent / *Teaching Assistant*	2012.
219.	Radić, Ante	asistent / *Teaching Assistant*	2012.
220.	Runjić, Frane	asistent / *Teaching Assistant*	2012.
221.	Stanić, Žana	asistent / *Teaching Assistant*	2012.
222.	Vukušić Pušić,Tanja	asistent / *Teaching Assistant*	2012.
223.	Arapović, Adela	asistent / *Teaching Assistant*	2013.
224.	Bandalović, Ante	asistent / *Teaching Assistant*	2013.
225.	Bekavac, Josip	asistent / *Teaching Assistant*	2013.
226.	Čavar, Marija	asistent / *Teaching Assistant*	2013.
227.	Cokarić, Marina	asistent / *Teaching Assistant*	2013.
228.	Dunatov, Ana	asistent / *Teaching Assistant*	2013.
229.	Kačić, Jelena	asistent / *Teaching Assistant*	2013.
230.	Kosović, Indira	asistent / *Teaching Assistant*	2013.
231.	Kovačević, Tanja	asistent / *Teaching Assistant*	2013.
232.	Kunac, Nenad	asistent / *Teaching Assistant*	2013.
233.	Marušić, Eugenija	asistent / *Teaching Assistant*	2013.
234.	Nazlić, Jurica	asistent / *Teaching Assistant*	2013.
235.	Petrić, Ana	asistent / *Teaching Assistant*	2013.
236.	Rošin, Matko	asistent / *Teaching Assistant*	2013.
237.	Šarić, Antonija	asistent / *Teaching Assistant*	2013.
238.	Sršen, Saša	asistent / *Teaching Assistant*	2013.
239.	Stipić, Radoslav	asistent / *Teaching Assistant*	2013.
240.	Topić, Ina	asistent / *Teaching Assistant*	2013.
241.	Došenović, Svjetlana	asistent / *Teaching Assistant*	2014.

242.	Stipica, Ivona	asistent / *Teaching Assistant*	2014.
243.	Barčot, Ognjen	asistent / *Teaching Assistant*	2015.
244.	Budimir, Mario	asistent / *Teaching Assistant*	2015.
245.	Čaljkušić, Krešimir	asistent / *Teaching Assistant*	2015.
246.	Gašpar, Goran	asistent / *Teaching Assistant*	2015.
247.	Jelaska, Jelena	asistent / *Teaching Assistant*	2015.
248.	Petrić Duvnjak, Jasna	asistent / *Teaching Assistant*	2015.
249.	Roguljić, Marija	asistent / *Teaching Assistant*	2015.
250.	Romac, Rinaldo	asistent / *Teaching Assistant*	2015.
251.	Rubić, Žana	asistent / *Teaching Assistant*	2015.
252.	Sršen, Tomislav	asistent / *Teaching Assistant*	2015.
253.	Šušnjar, Tomislav	asistent / *Teaching Assistant*	2015.
254.	Živković, Nikica	asistent / *Teaching Assistant*	2015.
255.	Aranza, Jakov	asistent / *Teaching Assistant*	2016.
256.	Ardalić, Žarko	asistent / *Teaching Assistant*	2016.
257.	Borić, Katarina	asistent / *Teaching Assistant*	2016.
258.	Brdar, Ivan	asistent / *Teaching Assistant*	2016.
259.	Ćatipović Ardalić, Tatjana	asistent / *Teaching Assistant*	2016.
260.	Ferri-Certić, Ivana	asistent / *Teaching Assistant*	2016.
261.	Ferri-Certić, Jerko	asistent / *Teaching Assistant*	2016.
262.	Krnić, Josip	asistent / *Teaching Assistant*	2016.
263.	Lozančić, Toni	asistent / *Teaching Assistant*	2016.
264.	Meštrović, Antonijo	asistent / *Teaching Assistant*	2016.
265.	Mustapić Ilić, Iva	asistent / *Teaching Assistant*	2016.
266.	Olujić ,Vida	asistent / *Teaching Assistant*	2016.
267.	Pajić, Marina	asistent / *Teaching Assistant*	2016.
268.	Pivac ,Velimir	asistent / *Teaching Assistant*	2016.
269.	Radovanić, Sandra	asistent / *Teaching Assistant*	2016.
270.	Sabljić, Antonija	asistent / *Teaching Assistant*	2016.
271.	Šalov, Anita	asistent / *Teaching Assistant*	2016.
272.	Šarić, Ana	asistent / *Teaching Assistant*	2016.
273.	Skelin Glavaš, Ana	asistent / *Teaching Assistant*	2016.
274.	Strikić, Ante	asistent / *Teaching Assistant*	2016.
275.	Šušnjar, Helena	asistent / *Teaching Assistant*	2016.
276.	Viculin, Jelena	asistent / *Teaching Assistant*	2016.

ZNANSTVENI NOVACI/SURADNICI NA DAN 1. LISTOPADA 2016.
JUNIOR RESEARCHERS ON OCTOBER 1ST 2016

1	Bečić, Kristijan	Katedra za sudsku medicinu / *Department of Forensic Medicine*
2	Korać-Prlić, Jelena	Katedra za imunologiju / *Department of Immunology and Medical Genetics*
3	Kostić, Sandra	Katedra za histologiju / *Department of Histology and Embryology*
4	Lušić, Linda	Katedra za neuroznanost / *Department of Neuroscience*
5	Malički, Mario	Katedra za IBZ / *Department of Research in Biomedicine and Health*
6	Miljković, Ana	Katedra za javno zdravstvo / *Department of Public Health*
7	Pavlinac-Dodig, Ivana	Katedra za neuroznanost / *Department of Neuroscience*
8	Pranić, Shelly	Katedra za javno zdravstvo / *Department of Public Health*
9	Rogić-Vidaković, Maja	Katedra za neuroznanost / *Department of Neuroscience*
10	Veršić-Bratinčević, Maja	Katedra za sudsku medicinu / *Department of Forensic Medicine*

ADMINISTRATIVNO, TEHNIČKO I POMOĆNO OSOBLJE NA DAN 1. LISTOPADA 2016.

ADMINISTRATIVE, TECHNICAL AND SUPPORT STAFF ON OCTOBER 1ST 2016

1	Badovinac, Sonja	dipl. oec. / *MA*	Financijsko-računovodstvena služba / *Finance and Accounting Service*
2	Balov, Maja		Pomoćno i tehničko osoblje / *Support and technical staff*
3	Banić, Ivana		Laboratorijska tehničarka / *Laboratory technician*
4	Barać, Lana	dr. sc. / *PhD*	Služba za znanost, poslijediplomske studije i trajnu medicinsku izobrazbu /Ured za znanost *Service for Postgraduate Studies, Research and Continuing Medical Education /Research Office*
5	Baričević, Jelena		Laboratorijska tehničarka / *Laboratory technician*
6	Barić, Josip	dipl. iur. / *LL.M.*	Služba za sveučilišne i stručne studije *Service for University and Professional studies /Student office*
7	Bečić, Antonija		Pomoćno i tehničko osoblje / *Support and technical staff*
8	Behmen, Dalibora	prof. / *MA*	Hrvatski centar za globalno zdravlje / Ured za znanost / *Croatian Centre for Global Health / Research office*
9	Bikić, Marijo		Pomoćno i tehničko osoblje / *Support and technical staff*
10	Boban, Dragica		Pomoćno i tehničko osoblje / *Support and technical staff*
11	Buljubašić, Dijana		Služba za sveučilišne i stručne studije *Service for University and Professional studies /Student office*
12	Colić, Vesna		Pomoćno i tehničko osoblje / *Support and technical staff*
13	Cotić, Natalija	dipl. oecc. / *MSc Econ.*	Služba za sveučilišne i stručne studije *Service for University and Professional studies /Student office*
14	Cvjetković, Nerina		Med. sestra (Kliničke vještine) / *Nurse (Clinical Skills)*
15	Čatipović, Nenad	dipl .iur. / *LL.M.*	Služba za nabavu / *Procurement*
16	Marijan, Sandra	mag. for. kem. mol. biol. *MFor. chem. mol. biol.*	Laboratorijska tehničarka / *Laboratory technician*
17	Dumanić, Željka		Med. sestra (Stomatološka poliklinika) / *Nurse (Dental Outpatient Clinic Split)*
18	Ezgeta, Antonija	dipl. oec. / *MA*	Financijsko-računovodstvena služba / *Finance and Accounting Service*
19	Gracin, Ivana		Laboratorijska tehničarka / *Laboratory technician*
20	Hrgović, Ivana		Pomoćno i tehničko osoblje / *Support and technical staff*
21	Ivas, Linda		Knjižnica / *Central Medical Library*
22	Jelaska, Doris		Pomoćno i tehničko osoblje / *Support and technical staff*
23	Jurić, Dinka		Pomoćno i tehničko osoblje / *Support and technical staff*
24	Kajić, Nevenka		Pomoćno i tehničko osoblje / *Support and technical staff*
25	Kasalo, Milena		Pomoćno i tehničko osoblje / *Support and technical staff*
26	Klarić-Kukuz, Filip	dipl. iur. / *LL.M.*	Služba kadrovskih poslova / *Human Resources*
27	Krželj, Stipe	dipl. ing. el.	Služba za izgradnju i održavanje / *Engineering and maintenance service*
28	Kukoč, Nera		Financijsko-računovodstvena služba / *Finance and Accounting Service*
29	Kunjašić, Jolanda		Laboratorijska tehničarka / *Laboratory technician*
30	Lukšić, Davor	mag. ing. el. / *MSc Ee.*	Informatička služba / *IT service*
31	Marasović, Tea	mag. soc. / *MA*	Služba za znanost, poslijediplomske studije i trajnu medicinsku izobrazbu /Ured za znanost *Service for Postgraduate Studies, Research and Continuing Medical Education /Research Office*
32	Marelja, Željka	dipl. ing. / *MSc Eng*	Služba za sveučilišne i stručne studije /Ured za nastavu *Service for University and Professional studies /Teaching office*

33	Maretić, Marica		Laboratorijska tehničarka / *Laboratory technician*
34	Maričić, Mimica, Marita	prof. psihol. / *MA*	Služba za znanost, poslijediplomske studije i trajnu medicinsku izobrazbu *Service for Postgraduate Studies, Research and Continuing Medical Education*
35	Matić, Boženka		Pomoćno i tehničko osoblje / *Support and technical staff*
36	Matutinović, Boris		Služba za sveučilišne i stručne studije *Service for University and Professional studies /Student office*
37	Matutinović, Ines	mag. iur. / *LL.M.*	Služba za znanost, poslijediplomske studije i trajnu medicinsku izobrazbu *Service for Postgraduate Studies, Research and Continuing Medical Education*
38	Milardović, Stipo	struč. spec. ing. sec. / *Safety. Eng.*	Služba za izgradnju i održavanje / *Engineering and maintenance service*
39	Munivrana, Marinko		Pomoćno i tehničko osoblje / *Support and technical staff*
40	Musap, Nataša		Služba kadrovskih poslova / *Human Resources*
41	Panadić, Ante		Pomoćno i tehničko osoblje / *Support and technical staff*
42	Panadić, Nikolina		Pomoćno i tehničko osoblje / *Support and technical staff*
43	Pelivan, Martina	bacc. javne uprave / *LL.B.*	Služba za sveučilišne i stručne studije *Service for University and Professional studies /Student office*
44	Petrašić, Asija	dipl. oec. / *MA*	Financijsko-računovodstvena služba / *Finance and Accounting Service*
45	Petrović, Željana		Pomoćno i tehničko osoblje / *Support and technical staff*
46	Pletković, Ivana	bacc. oecc. / *BA*	Tajnica dekana / *Secretary to the Dean*
47	Rajić, Ana		Pomoćno i tehničko osoblje / *Support and technical staff*
48	Raos, Diana	dipl. iur. / *LL.M.*	Tajnica Fakulteta / *Secretary of the School of Medicine*
49	Roglić, Leo		Informatička služba / *IT Service*
50	Rogošić, Tina	dipl. oecc. / *MSc Econ.*	Služba za sveučilišne i stručne studije *Service for University and Professional studies /Student office*
51	Rubelj, Marija		Pomoćno i tehničko osoblje / *Support and technical staff*
52	Slipčević, Hrvoje	dipl. iur. / *LL.M.*	Služba pravnih i općih poslova / *Service for Legal and General Affairs*
53	Slišković, Antonela,		Laboratorijska tehničarka / *Laboratory technician*
54	Stipčić, Zdenka		Med. sestra (Stomatološka poliklinika) / *Nurse (Dental Outpatient Clinic Split)*
55	Šerić, Tea		Pomoćno i tehničko osoblje / *Support and technical staff*
56	Tadić, Valentina	dipl. oecc. / *MA*	Služba za nabavu / *Procurement*
57	Tomić, Vedrana		Financijsko-računovodstvena služba / *Finance and Accounting Service*
58	Utrobičić, Ana	prof., dipl. knjiž. / *MLIS*	Knjižnica / *Central Medical Library*
59	Vujević, Sandra		Laboratorijska tehničarka / *Laboratory technician*
60	Zaviršek, Bojan	mag. ing. el. / *MSc Ee*	Informatička služba / *IT Service*
61	Žeravica, Mladenka		Pomoćno i tehničko osoblje / *Support and technical staff*
62	Ivković, Natalija	Mag. sestrinstva / *Mag. Med. Tech.*	Med. sestra (Centar za medicinu spavanja) / *Nurse (Centre for Sleep Medicine)*

DOKTORIRALI NA MEDICINSKOM FAKULTETU U SPLITU OD 2007.
PHD'S SINCE 2007

1. Tičinović Kurir, Tina	12.3.2007.	Utjecaj hiperbarične oksigenacije na regeneraciju jetre štakora: biokemijska i imunohistokemijska analiza *Effects of hyperbaric oxygen therapy on rat liver regeneration: biochemical and immunohistochemical analysis*	Doc. dr. sc. Anita Markotić
2. Brisky, Livia	21.3.2007.	Poimanje zdravstvenih prioriteta i oblikovanje javnog mnijenja s obzirom na zdravlje, bolest i zdravstvenu zaštitu na primjeru razvoja splitske civilne bolnice *Understanding healthcare priorities and shaping public opinion on health, illness, and health care in the example of development of split civilian hospital*	Prof. dr . sc. Stella Fatović-Ferenčić
3. Smoljanović, Mladen	22.3.2007.	Utjecaj srednjovjekovnih epidemija kuge na učestalost mutacije ccr5del32 u izoliranim populacijama hrvatskih otoka *Effect of medieval plague epidemics on ccr5del32 mutation frequency in populations on isolated croatian islands*	Doc. dr. sc. Igor Rudan
4. Boraska Jelavić, Tihana	23.3.2007.	Konkomitantna kemobrahiradioterapija ifosfamidom i cisplatinom praćena konsolidacijskom kemoterapijom u liječenju lokalno uznapredovalog raka vrata maternice *Concomitant chemobrachyradiotherapy with ifosfamide and cisplatin followed by consolidation chemotherapy for women with locally advanced carcinoma of the uterine cervix*	Prof. dr. sc. Eduard Vrdoljak
5. Šitum, Marijan	12.7.2007.	Povezanost metode liječenja opstruktivne uropatije i razine arterijskog tlaka u bolesnika s kamencima gornjeg dijela urotrakta *Association between treatment method for obstructive uropathy and blood pressure values in patients with upper urinary tract stones*	Prof. dr. sc. Davor Eterović
6. Palada, Ivan	20.7.2007.	Utjecaj ponavljanih apneja na odabrane cerebralne i kardiovaskularne varijable kod ljudi *Effects of repetitive apnea on selected cerebral and cardiovascular variables in humans*	Prof. dr. sc. Željko Dujić
7. Čulić, Viktor	9.10.2007.	Akutni čimbenici rizika za nastanak akutnog infarkta miokarda *Acute risk factors for acute myocardial infarction*	Prof. dr. sc. Dinko Mirić
8. Marković, Vinko	19.10.2007.	Ehogenost štitnjače predviđa ishod radiojodne terapije u bolesnika s difuznom toksičnom strumom *Thyroid echogenicity predicts the outcome of radioiodine therapy in patients with graves' disease*	Prof. dr. sc. Davor Eterović
9. Znaor, Ljubo	12.12.2007.	Uloga upale u neuropatskoj boli izazvanoj podvezivanjem spinalnog živca u štakora *The role of inflammation in spinal nerve ligation-induced neuropathic pain in rat*	Prof. dr. sc. Damir Sapunar
10. Ivić, Ivo	27.12.2007.	Genotip i. razreda glavnog sustava histokompatibilnosti kao prognostički čimbenik liječenja kroničnog hepatitisa c interferonom *Genotype of major histocompatibility complex class i as a prognostic factor in interferon-based treatment of chronic hepatitis c*	Prof. dr. sc. Nikola Bradarić
11. Roje, Željka	4.3.2008.	Postoperacijski morbiditet i patohistološke osobitosti tkiva nakon koblacijske tonzilektomije u djece *Postoperative morbidity and histopathologic characteristics of tonsillar tissue following coablation tonsillectomy in children*	Prof. dr. sc. Goran Račić
12. Carev, Dominko	5.3.2008.	Uloga čimbenika apoptoze i rasta stanica te intermedijarnih filamenata u ranom razvoju ljudskog bubrega *The role of apoptotic and cell growth factors and intermediate filaments in early human kidney development*	Prof. dr. sc. Mirna Saraga-Babić
13. Čulić, Vida	12.3.2008.	Uloga čimbenika apoptoze i rasta stanica te intermedijarnih filamenata u ranom razvoju ljudskog bubrega *The role of apoptotic and cell growth factors and intermediate filaments in early human kidney development*	Prof. dr. sc. Dragan Primorac

14. Pecotić, Renata	13.3.2008.	Učinak gaba-e i serotonina na disanje praćen promjenama aktivnosti freničkog živca *Effect of gaba and serotonin on respiration followed by changes in phrenic nerve activity*	Prof. dr. sc. Zoran Đogaš
15. Bašić, Silvio	18.3.2008.	Utjecaj c345t polimorfizma abcb1 gena na koncentracije antiepileptika fenobarbitona u likvoru u bolesnika s epilepsijom *Effect of c345t polymorphism of abcb1 gene on phenobarbital concentrations in cerebrospinal fluid of patients with epilepsy*	Doc. dr. sc. Sanja Hajnšek
16. Roje, Zdravko	9.4.2008.	Utjecaj adjuvantne terapije hiperbaričnim kisikom na ishod plastično-rekonstrukcijskog liječenja ratnih ozljeda gornjih i donjih udova *Effect of adjuvant hyperbaric oxygen therapy on the outcome of plastic-reconstructive surgical treatment of upper and lower extremity war injuries*	Prof. dr. sc. Ante Petričević
17. Marinović Terzić, Ivana	5.9.2008.	Defekt apoptotskog odgovora na cisplatinu uzrokovan r20q varijantom proteina pms2 *Defective apoptotic response to cisplatin induced by r20q variant of pms2 protein*	Prof. dr. sc. Janoš Terzić
18. Barać, Ana	24.10.2008.	Učinci agonista γ receptora (ppar-γ) aktiviranih peroksisomskim proliferatorima na endotelnu funkciju bolesnika s kardiovaskularnim rizikom, posebice s dijabetesom tipa ii *Effects of agonists of peroxysome proliferator-activated receptors gamma (ppar-γ) on endothelial function in patients with cardiovascular risk factors, especially type ii diabetes mellitus*	Prof. dr. sc. Ivan Đikić
19. Puljak, Livia	24.10.2008.	Mehanizmi inzulinske rezistencije u eksperimentalnom modelu masne jetre *Mechanisms of insulin resistance on experimental model of fatty liver*	Prof. dr. sc. Damir Sapunar
20. Ivančev, Vladimir	29.1.2009.	Specifičnosti cerebrovaskularnog, kardiorespiracijskog i simpatičkog živčanog odgovora na ugljični dioksid u ronilaca na dah *Specific characteristics of cerebrovascular, cardiorespiratory, and sympathetic response to carbon dioxide in freedivers*	Prof. dr. sc. Željko Dujić
21. Vukojević, Katarina	16.2.2009.	Razvojna sudbina stanica neuralnog grebena i njihova diferencijacija u spinalnim ganglijima čovjeka *Developmental fate of neural crest cells and their differentiation in human spinal ganglia*	Prof. dr. sc. Mirna Saraga-Babić
22. Pogorelić, Zenon	18.2.2009.	Postranično termičko oštećenje tkiva trbušne stijenke i tankog crijeva kod štakora i svinje primjenom ultracisiona® *Ultracision®-induced lateral thermal damage to abdominal wall and small intestine in rat and pig*	Prof. dr. sc. Zdravko Perko
23. Dropulić, Nataša	19.2.2009.	Utjecaj dragovoljne 24-satne obustave uzimanja tekućine na kognitivne i psihomotoričke sposobnosti *Effects of voluntary 24-hour fluid intake deprivation on mental and psychomotor performance*	Prof. dr. sc. Nadan Petri
24. Maras Šimunić, Marina	24.2.2009.	Modificirana multidetektorska ct kolonografija u dijagnostici akutne i subakutne opstrukcije debelog crijeva uzrokovane kolorektalnim karcinomom *Use of modified multidetector ct colonography for the evaluation of acute and subacute colon obstruction caused by colorectal cancer*	Prof. dr. sc. Nikica Družjanić
25. Roje, Damir	26.2.2009.	Čimbenici apoptoze i proliferacije u trofoblastu terminskih posteljica kod idiopatskog intrauterinog zastoja rasta *Trophoblast apoptosis and proliferation factors in human term placentas in idiopathic intrauterine growth retardation*	Prof. dr. sc. Ivana Kuzmić-Prusac
26. Lukšić, Boris	27.2.2009.	Učinci standardiziranog otrova poskoka na parametre srčane funkcije i mogućnosti farmakološke zaštite na modelu štakorskog srca *Effects of standardized nose-horned viper venom on cardiac function parameters in isolated rat heart and possibility of pharmacological protection*	Prof. dr. sc. Mladen Boban
27. Pavličević, Ivančica	27.2.2009.	Značaj interakcije antihipertenziva i antireumatika u ordinaciji liječnika obiteljske medicine *Relevance of interaction between antihypertensive and antirheumatic drugs in family practice setting*	Prof. dr. sc. Mirjana Rumboldt
28. Bazina, Mirna	3.3.2009.	Značaj interakcije antihipertenziva i antireumatika u ordinaciji liječnika obiteljske medicine *Relevance of interaction between antihypertensive and antirheumatic drugs in family practice setting*	Prof. dr. sc. Mirna Saraga-Babić
29. Ivkošić, Ante	20.3.2009.	Uloga transkripcijskog čimbenika runx2 u aktivnosti kolagenskog promotora *The role of transcription factor runx2 in collagen promoter activity*	Prof. dr. sc. Dragan Primorac

30. Goić Barišić, Ivana	28.4.2009.	Molekularna osnova smanjene osjetljivosti kliničkih izolata vrste acinetobacter baumannii na karbapeneme *Molecular basis of decreased sensitivity of acinetobacter baumannii clinical isolates to carbapenems*	Prof. dr. sc. Branka Badenić
31. Vulić, Marko	28.4.2009.	Uloga kalogena u uterosakralnim ligamentima u žena sa spuštenim spolnim organima *The role of collagen in uterosacral ligaments of women with pelvic organ prolapse*	Prof. dr. sc. Tomislav Strinić
32. Klepac, Nataša	6.5.2009.	Specifičnost pojavnosti simptoma Parkinsonove bolesti u mlađoj životnoj dobi *Specific manifestation of parkinson's disease symptoms at young age*	Prof. dr. sc. Ivo Lušić
33. Kovačić, Vedran	5.6.2009.	Utjecaj kronične hemodijalize na funkcionalne i morfološke pokazatelje ateroskleroze u bolesnika s uremijom *Effect of chronic hemodialysis on functional and morphological indicators of atherosclerosis in patients with uremia*	Prof. dr. sc. Dragan Ljutić
34. Šundov, Željko	15.7.2009.	Vrijednost imunohistokemijskog određivanja gustoće novostvorenih krvnih i limfnih žila, ciklooksigenaze –2 i matriksne metaloproteinaze –2 u karcinomima kolona *The value of immunohistochemical determination of density of newly-formed blood and lymph vessels, cyclooxygenase-2 and matrix metalloproteinase-2 in colon cancers*	Prof. dr. sc. Snježana Tomić
35. Brizić, Ivica	31.8.2009.	Učinci vina na izolirano srce i aortu zamorčića i štakora: značaj razlika među vrstama *Effects of wine on the isolated heart and aorta of guinea pigs and rats: relevance of species differences*	Prof. dr. sc. Mladen Boban
36. Vuković, Jonatan	13.10.2009.	Zaštitno djelovanje mokraćne kiseline na oksidacijski stres i elastičnost arterijske stijenke *Protective effects of uric acid on oxidative stress and arterial wall elasticity*	Doc. dr. sc. Darko Modun
37. Lovrić Kojundžić, Sanja	6.11.2009.	Uloga protein kinaze ii ovisne o ca++- kalmodulinu u modelu neuropatske boli izazvane podvezivanjem spinalnog živca u štakora *The role of ca++-calmoduline-dependent protein kinase ii in rat model of spinal nerve ligation-induced neuropathic pain*	Prof. dr. sc. Damir Sapunar
38. Pravdić, Danijel	4.12.2009.	Uloga mitohondrija u anesteticima potaknutom pre- i postkondiciranju u oksidacijskom stresu *The role of mitochondria in anesthetic-induced pre- and postconditioning in oxidative stress*	Prof. dr. sc. Željko J. Bošnjak
39. Mimica, Marko	26.1.2010.	Ki-67, p16ink4a i dna ploidija u cervikalnim prekanceroznim lezijama - usporedba s histološkim nalazom i hpv statusom *Ki-67, p16ink4a and dna ploidy in cervical precancerous lesions – comparison with histological findings and hpv status*	Prof. dr. sc. Snježana Tomić
40. Carev, Mladen	23.3.2010.	Učinak propofolske i uretanske anestezije na dugoročnu facilitaciju freničkog živca - interakcija sa serotoninskim sustavom *Effect of propofol and urethane anestesia on long-term facilitation of the phrenic nerve – interaction with serotonergic system*	Prof. dr. sc. Zoran Đogaš
41. Karanović, Nenad	25.3.2010.	Hipoksijski ventilacijski odgovor pod djelovanjem halotana, izoflurana i sevoflurana praćen promjenama aktivnosti freničkoga živca štakora *Hypoxic ventilatory response under the influence of halothane, isoflurane and sevoflurane accompanied by changes in the activity of the frenetic nerve in rats*	Prof. dr. sc. Zoran Đogaš
42. Boban, Nataša	19.4.2010.	Antimikrobni učinci derivata intaktnog vina i termički obrađenog vina na hranom prenosive vrste salmonella enterica i escherichia colli *Antimicrobial effects of intact wine derivatives and thermally processed wine on food-borne species salmonella enterica and escherichia colli*	Prof. dr. sc. Marija Tonkić
43. Glavaš, Duška	8.6.2010.	Djelovanje ronjenja sa stlačenim zrakom na pojavljivanje mjehurića inertnog plina u rekreacijskih ronilaca i osoba s kroničnom ozljedom kralješničke moždine *Effect of scuba diving on the occurrence of inert gas bubbles in recreational divers and persons with chronic spine injury*	Prof. dr. sc. Željko Dujić
44. Jurić, Ivo	15.6.2010.	Izražajnost mage i ki –67 gena u nefroblastomu i srodnim tumorima u dječjoj dobi *Expression of mage and ki –67 genes in nephroblastoma and related tumors in children*	Prof. dr. sc. Ivana Kuzmić Prusac
45. Wager, Elizabeth	9.7.2010.	Recenzijski i urednički postupci za poboljšavanje kvalitete prikaza istraživanja" /„peer review and editorial processes for improving the quality of research reporting *Peer review and editorial processes for improving the quality of research reporting*	Prof. dr. sc. Damir Sapunar
46. Čustović, Zajim	14.7.2010.	Prognostička važnost ekspresije akroleina u nastanku biokemijskog relapsa raka prostate *Prognostic relevance of acrolein expression in biochemical relapse of prostate cancer*	Prof. dr. sc. Neven Žarković

47. Klančnik, Marisa	16.12.2010.	Kontaktna endoskopija u prevenciji raka grla *Contact endoscopy in throat cancer prevention*	Prof. dr. sc. Ivica Glunčić
48. Tomasović Mrčela, Nada	24.1.2011.	Utjecaj dijagnoze, funkcionalne samostalnosti i životne dobi korisnika stacionarne medicinske rehabilitacije na preferencije odabira zdravstveno-turističkih usluga *Effect of diagnosis, functional independence, and age of the users of stationary medical rehabilitation on preferred health tourism services*	Dr. sc. Luka Kovačević
49. Novak, Katarina	24.1.2011.	Odnos raspona vremena od nastanka boli do početka liječenja i bolničke smrtnosti u bolesnika s infarktom miokarda *Relation between time from pain onset to treatment and hospital mortality in patients with myocardial infarction*	Prof. dr. sc. Livia Puljak
50. Košta, Vana	28.1.2011.	Imunohistokemijska obilježja i utjecaj tjelovježbe na srčane neurone u nodoznom gangliju štakora *Immunohistochemical characteristics and effects of physical exercise on cardiac neurons in nodose ganglium in rat*	Prof. dr. sc. Ivica Grković
51. Marinović Guić, Maja	28.1.2011.	Karakterizacija spinalnih aferentnih neurona koji se projiciraju u različite komore srca mladih i starih štakora *Characterization of afferent spinal neurons projecting to different chambers of the heart in young and old rats*	Prof. dr. sc. Ivica Grković
52. Zekić Tomaš, Sandra	2.2.2011.	Izražaj i uloga fas liganda u aktivaciji vanjskog puta apoptoze trofoblasta posteljica trudnoća kompliciranih preeklampsijom *Expression and role of fas ligand in activation of extrinsic apoptotic pathway in the trophoblast of placentas from preeclampsia-complicated pregnancies*	Prof. dr. sc. Ivana Kuzmić Prusac
53. Marinović Ćurin, Jasna	8.2.2011.	Regulacija lučenja kortizola u djece s autističnim poremećajem i njihovih roditelja *Regulation of cortisol secretion in children with autistic disorder and their parents*	Prof. dr. sc. Janoš Terzić
54. Kalibović Govorko, Danijela	25.3.2011.	Pro-apoptotski i anti-apoptotski čimbenici u ranom razvoju zuba u čovjeka *Pro-apoptotic and anti-apoptotic factors in early development of human teeth*	Prof. dr. sc. Mirna Saraga-Babić
55. Omrčen, Tomislav	13.4.2011.	Bevacizumab i kapecitabin u prvoj liniji liječenja starijih bolesnika s metastatskim rakom debelog crijeva - studija faze ii *Bevacizumab and capecitabine as first-line treatment in elderly patients with metastatic colon cancer – phase ii trial*	Prof. dr. sc. Eduard Vrdoljak
56. Dajak, Slavica	12.5.2011.	Značaj antieritrocitnih protutijela otkrivenih na kontrolnom testiranju za razvoj hemolitičke bolesti fetusa i novorođenčeta *Relevance of antierythrocyte antibodies found on screening for hemolytic disease of the fetus and newborn*	Dr. sc. Željka Hundrić-Hašpl
57. Boban, Marijo	25.5.2011.	Kombinacija kapecitabina i mitomicina kao prvolinijska terapija bolesnica s metastatskim rakom dojke – klinička studija faze ii *Capecitabine in combination with mitomycin as first-line therapy in female patients with metastatic breast cancer – phase ii clinical trial*	Prof. dr. sc. Eduard Vrdoljak
58. Bakija Konsuo, Ana	16.6.2011.	Istraživanje povijesnog utjecaja lepre na prevalenciju varijanti gena park2/pacrg kod stanovništva otoka mljeta *Histrorical influence of leprosy on the prevalence of park2/pacrg gene variants in population of the island of mljet*	Prof. dr. sc. Rosanda Mulić
59. Pivac, Nediljko	16.6.2011.	Utjecaj bisoprolola i karvedilola te malih doza adrenalina na veličinu slezene i srednji volumen trombocita *Effect of bisoprolol, carvedilol, and low-dose adrenaline on the spleen size and mean platelet volume*	Prof. dr. sc. Darija Baković
60. Stipišić, Angela	17.6.2011.	Koncentracije metala u arheološkim kostima i životne navike starohrvatske populacije *Metal concentrations in archeological bones and life habits of old croatian population*	Prof. dr. sc. Davorka Sutlović
61. Brešković, Toni	12.7.2011.	Senzitivnost perifernih kemoreceptora, te obrazac aktivacije simpatičkog živčanog sustava tijekom zadržavanja daha pri različitim volumenima pluća u ronilaca na dah *Sensitivity of peripheral chemoreceptors and activation pattern of sympathetic system during breath holding at different lung volumes in free-divers*	Prof. dr. sc. Željko Dujić
62. Erceg Ivkošić, Ivana	31.10.2011.	Analiza učinka transkripcijskih čimbenika dlx5 i msx2 na razvoj osteoblasta b-ake transgeničnih miševa *Analysis of transcriptional factors dlx5 and msx2 effects on osteoblast development in b-ake transgenic mice*	Prof. dr. sc. Dragan Primorac

63. Sabol, Zlatko	4.11.2011.	Multipli t2-hiperinteziteti na magnetskoj rezonanciji mozga kao rani dijagnostički znak neurofibromatoze tip 1 (nf1) u djece *Multiple t2-hyperintensities on brain mri as early diagnostic sign of neurofibromatosis type 1 (nf1) in children*	Prof. dr. sc. Biserka Rešić
64. Mardešić Brakus, Snježana	10.2.2012.	Utjecaj različitih razvojnih čimbenika na normalno oblikovanje donje čeljusti u čovjeka *Effect of different developmental factors on normal formation of lower jaw in humans*	Prof. dr. sc. Mirna Saraga-Babić
65. Aljinović, Jure	15.2.2012.	Histološke razlike u cijeljenju srčanog infarkta štakora s kasnom komplikacijom i bez nje *Histological differences in healing after myocardial infarction with or without late complications in rats*	Prof. dr. sc. Ivica Grković
66. Petričević, Joško	17.2.2012.	Razvoj i tumori moždanih i seroznih ovojnica u čovjeka *Development and tumors of meninges and serous membranes in humans*	Prof. dr. sc. Mirna Saraga-Babić
67. Gverović Antunica, Antonela	20.2.2012.	Usporedba koncentracija interleukina 12 u očnoj vodici i serumu kod dijabetičara *Comparison of interleukin 12 concentrations in the aqueous humor and serum in patients with diabetes mellitus*	Dr. sc. Ksenija Karaman
68. Filipović Grčić, Petar	15.3.2012.	Osjetljivost na promjenu mjera ishoda koje se temelje na hodanju nakon liječenja relapsa multiple skleroze *Sensitivity to changes in walking-based outcome measures after multiple sclerosis relapse treatment*	Prof. dr. sc. Ivo Lušić
69. Vrdoljak, Davorka	19.3.2012.	Prostorna raspodjela poremećaja uhranjenosti stanovništva životne dobi od 65 i više godina u skrbi obiteljskog liječnika i njegova intervencija *Geographic distribution of malnutrition and cardiovascular risk factors in population aged 65 or over enlisted with general practitioner to evaluate the efficacy of GP's intervention*	Dr. sc. Biserka Bergman Marković
70. Balzar, Silvana	21.3.2012.	Mastociti u astmi i mukoznom imunitetu pluća *Mast cells in asthma and lung mucosal immunity*	Doc. dr. sc. Sanja Popović Grle
71. Franić, Tomislav	27.3.2012.	Psihosocijalne odrednice samoubilačkih promišljanja u ranoj adolescenciji *Psychosocial determinants of suicidal ideation in early adolescence*	Prof. dr. sc. Goran Dodig
72. Mudnić, Ivana	20.4.2012.	Vazodilatacijski i antioksidacijski učinci fenolnih kiselina iz vina, termički obrađenog te intaktnog vina u usporedbi s kupinovim vinom *Vasodilatory and antioxidant effects of wine phenolic acids, thermally treated and intact wine in comparison to blackberry wine*	Prof. dr. sc. Mladen Boban
73. Radić, Josipa	10.5.2012.	Utjecaj nutritivnog statusa, modaliteta dijaliznog liječenja i transplantacije bubrega na kognitivne funkcije bolesnika s terminalinim zatajenjem bubrežne funkcije *Effect of nutritive status, dialysis modality, and kidney transplantation on cognitive functions in patients with end-stage kidney disease*	Prof. dr. sc. Dragan Ljutić
74. Vučinović, Mirjana	15.5.2012.	Procjena stupnja nasljednosti strukture eeg-a u spavanju istraživanjem razlika između jednojajčanih i dvojajčanih blizanaca u prva tri mjeseca života *Assessmentof heredity degree of sleep eeg composition based on differences between monozygotic and dizygotic twins in the first three months of life*	Prof. dr. sc. Biserka Rešić
75. Zakarija-Grković, Irena	16.5.2012.	Utjecaj izobrazbe zdravstvenih djelatnika rodilišta na dojenje *Impact of education of maternity ward staff on breast-feeding*	Prof. dr. sc. Mirjana Rumboldt
76. Glavina, Trpimir	24.5.2012.	Porast plazmatske koncentracije laktata tijekom terapije antipsihoticima *Increase in plasma lactate concentrations during antipsychotic drug treatment*	Prof. dr. sc. Goran Dodig
77. Budimir, Danijela	31.5.2012.	Odnos antropometrijskih mjera tjelesne mase i masnog tkiva s pokazateljima elastičnosti arterijske stjenke u zdravih ispitanika *Relation between anthropometric measures of body mass and fat tissue and parameters of arterial wall elasticity in healthy subjects*	Prof. dr. sc. Mladen Boban
78. Krnić, Mladen	15.6.2012.	Usporedba akutnih učinaka crnog vina, piva i votke na hiperoksijom inducirani oksidacijski stres i smanjenje elastičnosti arterijske stijenke u zdravih ispitanika *Comparison of acute effects of wine, bier, and vodka on hyperoxia-induced oxydative stress and reduction in arterial wall elasticity in healthy humans*	Prof. dr. sc. Nikica Družjanić
79. Uglešić, Lovro	26.6.2012.	Utjecaj nevoljnih kontrakcija dišnih mišića na moždanu oksigenaciju tijekom apneje u ronilaca na dah *Effect of involuntary contractions of respiratory muscles on brain oxygenation during apnea in free-divers*	Prof. dr. sc. Željko Dujić

80. Marasović Šušnjara, Ivana	28.6.2012.	Čimbenici koji su utjecali na mortalitet uzrokovan predoziranjem drogama u splitsko-dalmatinskoj županiji u razdoblju od 1986. Do 2000. Godine, s osvrtom na kvalitetu izvora podataka *Factors influencing drug overdose death rate in split-dalmatia county from 1986 to 2000, with review of quality data*	Prof. dr. sc. Marija Definis Gojanović
81. Marasović Krstulović, Daniela	28.6.2012.	Povezanost specifičnih seroloških pokazatelja i aktivnosti bolesti s dijastoličkom disfunkcijom u bolesnika s reumatoidnim artritisom *Association of specific serological markers and activity of disease with diastolic dysfunction in patients with rheumatoid arthritis*	Prof. dr. sc. Duška Martinović Kaliterna
82. Džamonja, Gordan	28.6.2012.	Odgovor simpatičkog živčanog sustava na maksimalne apneje s i bez glosofaringealne insuflacije *Sympathetic nervous system response to maximum apnea with and without glossopharyngeal insufflation*	Prof. dr. sc. Željko Dujić
83. Radić, Mislav (Mr. Sc.)	28.6.2012.	Uloga helicobacter pylori infekcije u aktivnosti i težini kliničke slike u bolesnika sa sistemskom sklerozom *The role of helicobacter pylori infection in disease activity and severity in patients with systemic sclerosis*	Prof. dr. sc. Duška Martinović Kaliterna
84. Bušić, Željko	20.7.2012.	Stabilizacija kralješnice nakon laminektomije u štakorskom modelu neuropatske boli *Postlaminectomy stabilization of the spine in a rat model of neuropathic pain*	Prof. dr. sc. Damir Sapunar
85. Rogić, Maja	23.7.2012.	Prilog metodologiji prepoznavanja neurofizioloških biljega u mišićima grkljana izazvanih transkranijalnom magnetskom stimulacijom (tms) motoričkih područja kore mozga za govor *Contribution to the methodology of recognizing neurophysiological markers in laryngeal muscles induced by transcranial magnetic stimulation (tms) of motor speech-related cortical areas*	Prof. dr. sc. Vedran Deletis
86. Rogulj, Dinko	26.9.2012.	Usporedba pokazatelja metaboličkog sindroma: uloga oksidativnog oštećenja deoksiribonukleinske kiseline *Comparison of metabolic syndrome indicators: the role of oxidative of dna damage*	Prim. dr. sc. Spomenka Ljubić
87. Jurčev Savičević, Anamarija	9.10.2012.	Odrednice suvremene pojavnosti tuberkuloze *Determinants of current prevalence of tuberculosis*	Prof. dr. sc. Rosanda Mulić
88. Pavičić Bošnjak, Anita	15.10.2012.	Povezanost osjećaja koherentnosti majki i isključivog dojenja *Association between mother's sense of coherence and exclusive breast-feeding*	Prof. dr. sc. Mirjana Rumboldt
89. Usenović, Marija	30.11.2012.	Uloga proteina atp13a2/park9 u lizosomskom putu razgradnje u neurodegeneraciji *The role of atp13a2/park9 protein in the lysosomal degradation pathway in neurodegeneration*	Dr. sc. Dimitri Krainc
90. Bilić, Ivica	30.11.2012.	Utjecaj hiperbarične oksigenacije na rano cijeljenje eksperimentalnog cerebralnog apscesa u štakora *Effects of hyperbaric oxygen therapy on early healing of experimental cerebral abscess in rat*	Prof. dr. sc. Ivo Lušić
91. Findri Guštek, Štefica	11.12.2012.	Povezanost bakterijskih, gljivičnih i virusnih infekcija genitalnog trakta žena s njihovim životnim navikama, općim zdravstvenim stanjem i stvaranjem niskomolekularnih metabolita *Association between bacterial, fungal, and viral genital tract infections in women and their life habits, general health status, and production of low-molecular metabolites*	Dr. sc. Emilija Mlinarić Missoni
92. Štula, Ivana	6.2.2013.	Procjena testikularne cirkulacije i imunološke senzibilizacije nakon hernioplastike s ugradnjom neresoptivne mrežice *Assessment of testicular circulation and immunological sensitisation after hernia repair with non-resorbable mesh implantation*	Prof. dr. sc. Nikica Družijanić
93. Batinić, Tonći	14.2.2013.	Utjecaj glosofaringealne insuflacije na srčanu funkciju te analiza nevoljnih pokreta dijafragme u treniranih ronilaca na dah – studije sa magnetnom rezonancijom *Effect of glossopharyngeal insufflation on heart function and analysis of involuntary diaphragm contractions in trained free-divers – magnetic resonance trials*	Prof. dr. sc. Željko Dujić
94. Kostić, Sandra	13.3.2013.	Blokiranje y1 i y2 receptora za neuropeptid y ublažava bolno ponašanje u štakorskom modelu neuropatske i upalne boli *Blocking y1 and y2 receptors for neuropeptide y reduces painful behavior in rat model of neuropathic and inflammatory pain*	Prof. dr. sc. Damir Sapunar

95. Zaviša, Čolović	15.3.2013.	Izražajnost i povezanost matriks metaloproteinaze-9 I e-cadherina u pločastom karcinomu grkljana *Expression and association between matrix metalloproteinase-9 and e-cadherine in laryngeal squamous cell cancer*	Prof. dr. sc. Pešutić Pisac Valdi
96. Dolić, Krešimir	21.3.2013.	Usporedba magnetske rezonancijske venografije i vaskularnog ultrazvuka u dijagnostici kronične cerebrospinalne venske insuficijencije u bolesnika s multiplom sklerozom i ispitanika bez neuroloških bolesti *Comparison of magnetic resonance venography and vascular ultrasound in diagnosis of chronic cerebrospinal venous insufficiency in patients with multiple sclerosis and subjects free of neurological disease*	Dr. sc. Robert Živadinov
97. Lojpur, Mihajlo	25.3.2013.	Kemoreceptorski prag za nastup nevoljnih dišnih pokreta tijekom maksimalne apneje *Chemoreceptor threshold for the start of involuntary breathing movements during maximum apnea*	Prof. dr. sc. Željko Dujić
98.Drnasin, Kristina	27.3.2013.	Zastupljenost i klinički značaj dvostrukih kanalnih sustava bubrega u djece dijagnosticiranih ultrazvučnim probirom mokraćnog sustava *Prevalence and clinical relevance of duplex collecting system diagnosed on urinary ultrasound screening in children*	Prof. dr. sc. Marijan Saraga
99. Mustapić, Sanda	5.4.2013.	Učinak μ-opioidnih agonista na respiracijske neurone Prebötzingerova kompleksa u decerebriranih pasa *Effect of μ-opioid agonists on respiratory neurons of Prebötzinger's complex in decerebrated dogs*	Prof. dr. sc. Edward Zuperku
100. Palac, Antonia	11.4.2013.	Povezanost kefalometrijskih promjena i kvalitete života ovisne o oralnom zdravlju nakon pet godina nošenja totalnih zubnih proteza *Association between cephalometric changes and quality of life dependent on oral health after five years of complete dental prosthesis*	Dr. sc. Ivica Kovačić
101. Andabaka, Tea	12.4.2013.	Monoklonsko protutijelo za smanjenje rizika od infekcije respiratornim sincicijskim virusom u djece *Monoclonal antibody for reducing the risk of respiratory syncytial virus infection in children*	Prof. dr. sc. Bruno Baršić
102. Ferhatović, Lejla	12.4.2013.	Izražaj kalcij/kalmodulin-ovisne protein kineze ii i ponašanje povezano s boli u štakorskom modelu dijabetesa tip 1 i 2 *Expression of calcium/calmodulin-dependent protein kinase ii and pain-realated behavior in rat models of type 1 and type 2diabetes mellitus*	Prof. dr. sc. Livia Puljak
103. Ajduković, Jasna	23.4.2013.	Interleukini il-33 i il-17/il-17a u bolesnika s ulceroznim kolitisom *Interleukins il-33 and il-17/il-17a in patients with ulcerative colitis*	Prof. dr. sc. Ante Tonkić
104. Tudor Car, Lorainne	30.4.2013.	Integracija programa za prevenciju prijenosa hiv-a s majke na dijete s drugim zdravstvenim službama u svrhu sprječavanja hiv infekcije te poboljšanja ishoda nakon hiv infekcije u zemljama u razvoju *Integrating prevention of mother-to-child hiv transmission (pmtct) programmes with other health services for preventing hiv-infection and improving hiv outcomes in developing countries.*	Prof. dr. sc. Ozren Polašek
105. Vukušić Pušić, Tanja	10.5.2013.	Uloga proliferacije i apoptoze u razvoju humanih gonada *The involvement of proliferation and apoptosis in human gonad development*	Prof. dr. sc. Katarina Vukojević
106. Poljičanin, Ana	23.5.2013.	Izražaj pro-apoptotskih i anti-apoptotskih čimbenika u jajnicima i seroznim tumorima jajnika *Expression of pro-apoptotic and anti-apoptotic factors in ovaries and ovarian serous tumors*	Prof. dr. sc. Katarina Vukojević
107. Korać, Jelena	10.6.2013.	Uloga proteina optineurina u autofagiji proteinskih nakupina u neurodegenerativnim bolestima *The role of optineurin in autophagic clearance of protein aggregates in neurodegenerative diseases*	Prof. dr. sc. Ivan Đikić
108. Markić, Joško	20.6.2013.	Učinkovitost određivanja leukocitnih biljega cd15s, cd11b i cd64 u dijagnostici ozbiljne bakterijske infekcije dojenčadi s vrućicom *Effectiveness of determining cd15s, cd11b and cd64 leukocyte markers in diagnosis of serious bacterial infection in infants with fever*	Dr. sc. Vedrana Čikeš Čulić/ Dr. sc. J. Meštrović
109. Pavelin, Sandra	21.6.2013.	Povezanost imunohistokemijskog izražaja merlina, mezotelina i p53 proteina sa histološkim i proliferacijskim značajkama meningeoma *Association between immunohistochemical expression of merlin, mesothelin and p53 protein with histological and proliferative characteristics of meningioma*	Doc. dr. sc. Gea Forempoher

110. Jurišić, Zrinka	8.7.2013.	Serumski interleukin (il)-6 i promjene na srcu u bolesnika sa sustavnom sklerozom *Serum interleukin (il)-6 and heart changes in patients with systemic sclerosis*	Prof. dr. sc. Duška Martinović Kaliterna
111. Vončina, Luka	22.7.2013.	Nezaposlenost kao izravan ili neizravan čimbenik rizika za zdravlje *Unemployment as direct or indirect health risk factor*	Prof. dr. sc. Ozren Polašek
112. Pavičić Šarić, Jadranka	22.7.2013.	Utjecaj dobi na efektivni volumen anestetika za supraklavikularni blok ramenog spleta pod kontrolom ultrazvuka *Effect of age on effective volume of anesthetic agents for supraclavicular brachial plexus block under ultrasound control*	Dr. sc. Leonard Patrlj
113. Zanchi, Jakša	23.7.2013.	Procjena rizika za pojavu plinskih mjehurića u sistemskom krvotoku nakon ronjenja s komprimiranim zrakom; korak prema individualiziranom planiranju ronilačkih aktivnosti *Risk assessment of gas bubble occurence in systemic circulation after scuba diving: a step toward individualized planning of diving activities*	Prof. dr. sc. Željko Dujić
114. Marušić, Jelena	11.9.2013.	Upalni citokini i apoptotski proces posteljica trudnoća kompliciranih preeklampsijom i hellp sindromom *Inflammatory cytokines and apoptotic process in placentas from pregnancies complicated with pre-eclampsia and hellp syndrome*	Prof. dr. sc. Ivana Kuzmić Prusac
115. Mrklić, Ivana	23.9.2013.	Topoizomeraza iia, ki-67 protein i androgeni receptori u trostruko negativnim karcinomima dojke *Topoisomerase iia, ki-67 protein and androgen receptors in triple-negative breast cancers*	Prof. dr. sc. Snježana Tomić
116. Ivanković, Mira	30.9.2013.	Usporedba moždane vazoreaktivnosti uz pomoć testa zadržavanja daha u ispitanika sa šećernom bolesti tipa 2 s dijabetičkom retinopatijom i hipertenzijom *Comparison of cerebral vasoreactivity by use of breath-holding test in subjects with diabetes mellitus type 2, diabetic retinopathy, and hypertension*	Akademkinja Vida Demarin
117. Huić, Mirjana	28.10.2013.	Potpunost registracije, promjene u registraciji i točnost objave rezultata randomiziranih kliničkih ispitivanja u općemedicinskim časopisima *Completeness and changes in registered data and accuracy of reported results in published randomized controlled clinical trials in general medical journals*	Prof. dr. sc. Ana Marušić
118. Beljan Perak, Renata	29.10.2013.	Imunohistokemijska razina imp3 u adenokarcinomima pluća *Immunohistochemical imp3 levels in lung adenocarcinoma*	Prof. dr. sc. Meri Glavina Durdov
119. Šunj, Martina	30.10.2013.	Laparoskopsko bušenje desnog jajnika toplinskom energijom prilagođenom volumenu jajnika u žena sa sindromom policističnih jajnika *Laparoscpic drilling of the right ovary using thermal energy adjusted to the ovarian volume in women with polycystic ovarian syndrome*	Dr. sc. Tomislav Čanić
120. Bratanić, Andre	22.11.2013.	Analiza čimbenika koji utječu na recidive krvarenja i smrtnost u bolesnika s krvarenjem iz peptičkog vrijeda *Analysis of factors influencing hemorrhagic recidivism and mortality in patients with bleeding peptic ulcer*	Prof. dr. sc. Neven Ljubičić
121. Novak, Anela	26.11.2013.	Izražaj gangliozida gm3 i njegovih sfingolipidnih preteča u mišiću i bubregu na štakorskim modelima šećerne bolesti tip 1 i 2 *Ganglioside gm3 and its sphyngolipid precoursor expression in the muscle and kidney of rat models of diabetes mellitus type 1 and 2*	Prof. dr. sc. Tina Tičinović-Kurir
122. Zubin Maslov, Petra	17.12.2013.	Obrazac aktivacije mišićnog simpatičkog živčanog sustava u bolesnika s kroničnim stabilnim srčanim zatajenjem i u zdravih kontrolnih ispitanika *Activation pattern of muscle sympathetic nervous system in patients with chronic stable heart failure and healthy controls*	Prof. dr. sc. Željko Dujić
123. Zekan, Joško	19.12.2013.	Prognostički čimbenici i kirurški pristupi kod ranog karcinoma stidnice *Prognostic factors and surgical approach in early vulvar cancer*	Prof. dr. sc. Deni Karelović
124. Šundov, Dinka	19.12.2013.	P53 protein, mapk i topoizomeraza iia u seroznim karcinomima jajnika *P53 protein, mapk and topoisomerase iia in serous ovarian cancers*	Prof. dr. sc. Snježana Tomić
125. Agnić, Ivan	23.1.2014.	Utjecaj postkondicioniranja izofluranom na histološke razlike u cijeljenju srčanog infarkta štakora *Effects of isoflurane postconditioning on histologic differences in healing of myocardial infarction in rat*	Prof. dr. sc. Ivica Grković

126. Čarić, Ana	31.1.2014.	Apoptotski putevi u pokrovnom epitelu jajnika tijekom normalnog embrionalnog razvoja i zloćudne preobrazbe:bliski odnos razvojne plastičnosti i novotvorine *Apoptotic pathways in ovarian surface epithelium during normal embryonal development and malignant transformation: close relation between developmental plasticity and neoplasm*	Prof. dr. sc. Katarina Vukojević
127. Lukšić, Ivana	7.2.2014.	Procjena ukupnog broja oboljelih i umrlih od bakterijskog meningitisa u djece do 5 godina starosti u svijetu: epidemiološko modeliranje temeljeno na sustavnom pregledu literature *Assessment of total number of cases and deaths of bacterial meningitis in children up to 5 years of age in the world: epidemiological modelling based on systematic literature review*	Prof. dr. sc. Rosanda Mulić
128. Pavlinac Dodig, Ivana	12.2.2014.	Uloga serotoninskih 5-ht1a receptora u dugoročnoj facilitaciji freničkoga živca izazvanoj akutnim ponavljanim hipoksijama u štakora *The role of serotonin 5-ht1a receptors in long-term phrenic nerve facilitation caused by repetitive acute hypoxia in rat*	Prof. dr. sc. Maja Valić
129. Šiško Kraljević, Katarina	18.2.2014.	Lišmenioza u hrvatskoj – rasprostranjenost i parazitološka dijagnostika klinički simptomatskih i nesimptomatskih infekcija *Leishmaniasis in croatia – distribution and parasitological diagnosis of clinically symptomatic and asymptomatic infections*	Prof. dr. sc. Volga Punda Polić
130. Kaliterna, Vanja	24.2.2014.	Genotipizacija kliničkih izolata vrste acinetobacter baumannii i njihova sposobnost stvaranja biofilma multicentrično istraživanje *Genotyping of acinetobacter baumannii clinical isolates and their biofilm-formation ability: multicentric study*	Prof. dr. sc. Marija Tonkić
131. Mrduljas Đujić, Nataša	12.3.2014.	Upotreba pisma pacijentu kao metode u edukaciji studenata medicine *Writing letters to patients as an educational tool for medical students*	Prof. dr. sc. Igor Švab
132. Tafra, Robert	4.4.2014.	Izražaj regulatora stanične proliferacije, rasta i stanične smrti tijekom razvoja osjetnih područja unutarnjeg uha čovjeka *Expression of regulators of cell proliferation, growth and cell death during the development of sensory structures in the inner ear in humans*	Prof. dr. sc. Mirna Saraga-Babić
133. Bečić, Kristijan	15.4.2014.	Antropološka analiza ranosrednjovjekovne populacije iz južne hrvatske *Anthropological analysis of early medieval population from southern croatia*	Prof. dr. sc. Marija Definis Gojanović
134. Banožić, Adriana	24.4.2014.	Ponašanja povezana s boli nakon eksperimentalno izazvanog infarkta miokarda u štakora *Pain-related behaviors after experimentally caused myocardial infarction in rat*	Prof. dr. sc. Damir Sapunar
135. Bagarić, Ivan	14.5.2014.	Procjena kvalitete zdravstvene skrbi nakon primarne artroplastike kuka *Assessment of health care quality after primary hip arthroplasty*	Prof. Eldar Reuben
136. Jeličić Kadić, Antonia	18.6.2014.	Terapija boli inhibitorima enzima kalcij/kalmodulin-ovisne protein kinaze ii u modelu dijabetičke neuropatije *Pain treatment with calcium/calmodulin-dependent protein kinase ii inhibitors in a model of diabetic nephropathy*	Prof. dr. sc. Livia Puljak
137. Vučinović, Zoran	30.6.2014.	Hiperoksijom potaknuti oksidacijski stres i smanjenje elastičnosti arterijske stijenke kod oboljelih od šećerne bolesti tipa 2 *Hyperoxya-induced oxidative stress and reduced arterial wall elasticity in patients with diabetes mellitus type 2*	Prof. dr. sc. Darko Modun / Prof. dr. sc. Darko Duplančić
138. Utrobičić, Ivan	2.7.2014.	Uloga fibrinogena u idiopatskom sindromu karpalnog tunela *The role of fibrinogen in idiopathic carpal tunnel syndrome*	Prof. dr. sc. Janoš Terzić
139. Marinov, Vjera	10.7.2014.	Učinak inhalacijske anestezije sevofluranom i izofluranom na dugoročnu facilitaciju freničkoga živca u štakora *Effect of inhalation anesthesia with sevoflurane and isoflurane on long-term facilitation of phrenic nerve in rat*	Prof. dr. sc. Renata Pecotić/ Doc. dr. sc. Nenad Karanović
140. Jerončić Tomić, Iris	15.7.2014.	Okolišne i genetičke odrednice pojavnosti i međuovisnosti povišene serumske koncentracije mokraćne kiseline i gihta *Environmental and genetic determinants of occurrence and interdependence of increased serum uric acid concentration and gout*	Prof. dr. sc. Ozren Polašek
141. Todorić, Davor	29.7.2014.	Otvorena biopsija testisa štakora prije puberteta, njen utjecaj na spermatogenezu i serumske razine folikulo stimulirajućeg hormona i inhibina b u odrasloj dobi štakora *Effect of open testicular biopsy in prepubertal rats on spermatogenesis and serum levels of follicle stimulating hormone and inhibine b in rats in adulthood*	Prof. dr. sc. Ivo Jurić

142. Puzović, Velibor	25.9.2014.	Prognostička vrijednost ekspresije ets1, mmp2 i mmp9 u invazivnom karcinomu dojke *Prognostic value of ets1, mmp2 and mmp9 expression in invasive breast cancer*	Prof. dr. sc. Jasminka Jakić Razumović
143. Jakovčević, Danica	26.9.2014.	Prognostička vrijednost 8-oksodg u invazivnom karcinomu dojke (nos) *Prognostic value of 8-oxodg in invasive breast cancer (nos)*	Prof. dr. sc. Jasminka Jakić Razumović
144. Kalinić, Dubravka	23.10.2014.	Utjecaj dodavanja omega-3 masnih kiselina na interleukin 1-beta i kliničku sliku oboljelih od posttraumatskog stresnog poremećaja *Effect of omega-3 fatty acid supplementation on interleukin 1-beta and clinical presentation of posttraumatic stress disorder*	Prof. dr. sc. Goran Dodig/ Prof. dr. sc. Ivančica Delaš
145. Ivančev, Božena	28.10.2014.	Utjecaj remifentanila na dugorocnu facilitaciju freničkog živca u štakora u modelu akutne ponavljane hipoksije *Effect of remifentanil on long-term facilitation of phrenic nerve in a rat model of repetitive acute hypoxia*	Doc. dr. sc. Mladen Carev /Prof. dr. sc. Renata Pecotić
146. Madden, James Dennis	27.11.2014.	The impact of exercise on scuba diving physiological alterations: investigations beyond venous gas bubbles *The impact of exercise on scuba diving physiological alterations: investigations beyond venous gas bubbles*	Prof. dr. sc. Željko Dujić
147. Lalovac, Miloš	2.12.2014.	Povezanost transformirajućih čimbenika rasta alfa i profila specifičnih autoprotutijela s indeksom retencije tc-99m-dtpa u jednjaku u bolesnika sa sistemskom sklerozom *Association between transforming growth factor alpha and specific antibody profile with retention index of tc-99m-dtpa in the esophagus of patients with systemic sclerosis*	Prof. dr. sc. Duška Martinović Kaliterna
148. Lukšić, Bruno	16.12.2014.	Novi pristup operacijskom liječenju prijeloma olekranona *New approach to surgical treatment of olecranon fractures*	Prof. dr. sc. Ivo Jurić
149. Kero, Darko	19.12.2014.	Uloga čimbenika stanične proliferacije i diferencijacije tijekom razvoja osnove zuba u čovjeka *The role of cell proliferation and differentiation factors during tooth germ development in humans*	Prof. dr. sc. Mirna Saraga-Babić
150. Lozić, Bernarda	19.12.2014.	Polimorfizmi gena hoxa1, foxf1, osr1 i mtrr kao čimbenici rizika prirođenih malformacija *Hoxa1, foxf1, osr1 and mtrr gene polymorphisms as risk factors for inborn malformations*	Prof. dr. sc. Tatijana Zemunik / Prof. dr. sc. Vjekoslav Krželj
151. Petrić Miše, Branka	19.12.2014.	Povezanost izraženosti e-kadherina i učinkovitosti prvolinijske kemoterapije kod seroznog karcinoma jajnika *Association between e-cadherin expression and efficacy of first-line chemotherapy in serous ovarian cancer*	Prof. dr. sc. Eduard Vrdoljak
152. Bašić, Željana	13.1.2015.	Određivanje antropoloških mjera i njihovih odnosa važnih za utvrđivanje spola na kosturnim ostacima srednjovjekovne populacije istočne obale jadrana *Determination of anthropological parameters and their interrelations important for sex determination of skeletal remnants of medieval eastern adriatic coast population*	Prof. dr. sc. Šimun Anđelinović
153. Perković, Dijana	26.1.2015.	Spolni hormoni i aktivnost bolesti u sistemskoj sklerozi i sistemskom eritemskom lupusu u post-menopauzalnih žena *Sex hormones and disease activity in systemic sclerosis and systemic lupus erythematosus in postmenopausal women*	Prof. dr. sc. Duška Martinović Kaliterna
154. Cigić, Livia	28.1.2015.	Učestalost celijakije u oboljelih od oralnoga lihen planusa *Prevalence of celliac disease in patients with oral lichen planus*	Prof. dr. sc. Miroslav Šimunić /Prof. dr. sc. Dolores Biočina Lukenda
155. Đogaš, Varja	23.2.2015.	Povezanost radne motivacije studenata medicine i sklonosti varanju tijekom studiranja *Association between work motivation and cheating tendencies among medical students during studies*	Doc. dr. Jerončić Ana
156. Borić, Matija	27.2.2015.	Izražaj kalcij/kalmodulin-ovisne protein kinaze ii (camkii) u putu prijenosa boli od periferije do središnjeg živčanog sustava u modelu šećerne bolesti *Expression of calcium/calmodulin-dependent protein kinase ii (camkii) in pain transmission pathways from periphery to the central nervous system in a diabetes mellitus model*	Prof. dr. sc. Livia Puljak
157. Kontić, Mirko	25.3.2015.	Utjecaj infekcije humanim papiloma virusom i izražajnosti epidermalnog faktora rasta (egf-a) u pločastom karcinomu grkljana *Effect of human papillomavirus infection and expression of epidemal growth factor in squamous laryngeal cancer*	Prof. dr. sc. Pešutić Pisac Valdi

158. Tomičić, Marion	27.4.2015.	Uloga testa dubokog disanja pri otkrivanju fenomena bijele kute u refraktornih hipertoničara *The role of deep breathing test in identifying white coat hypertension in refractory hypertensive patients*	Prof. dr. sc. Mirjana Rumboldt
159. Gunjača, Grgo	29.4.2015.	Analiza arterijske elastičnosti na uzorku opće populacije i u bolesnika s opstrukcijskom apnejom tijekom spavanja *Analysis of arterial elasticity in samples of general population and patients with obstructive sleep apnea*	Prof. dr. sc. Mladen Boban
160. Prkić, Ivana	11.5.2015.	Učinak μ-opioidnih agonista i antagonista u pontinoj parabrahijalnoj jezgri na obrazac disanja u decerebriranih pasa *Effect of μ-opioid agonists and antagonists in parabracheal nucleus of the pons on breathing paterns in decerebrated dogs*	Dr. sc. Edward Zuperku
161. Poklepović Peričić, Tina	12.5.2015.	Sredstva za interdentalno čišćenje u prevenciji parodontnih bolesti i zubnoga karijesa: cochrane sustavni pregled *Interdental cleaning devices in prevention of periodontal diseases and cavities: cochrane systematic review*	Doc. dr. sc. Dario Sambunjak
162. Ninčević, Željko	13.5.2015.	Praćenje moždane hemodinamike transkranijskim dopplerom (tcd) pri primjeni manitola u traumatskoj ozljedi mozga *Transcranial doppler follow-up of cerebral hemodynamics after manitol administration in traumatic brain injury*	Prof. dr. sc. Julije Meštrović
163. Mirić Kovačević, Lina	25.5.2015.	Razlike u izražaju bjelančevina-regulatora apoptoze proliferacije između zdrave kože i kože bolesnika s kroničnim zatajenjem bubrega i svrbežom *Differences in expression of apoptosis- and proliferation-regulating proteins between healthy skin and skin in patients with chronic kidney failure and pruritus*	Prof. dr. sc. Neira Puizina Ivić
164. Vanjaka Rogošić, Lucija	29.6.2015.	Istraživanje čimbenika invazivnosti različitih oblika bazocelularnog karcinoma *Investigation of invasiveness factors in different types of basocellular cancer*	Prof. dr. sc. Neira Puizina Ivić
165. Kraljević, Jasenka	16.7.2015.	Učinak aeorobnog intervalnog treninga na patološko remodeliranje i mitohondrijsku disfunkciju u štakora s poslijeinfarktnim zatajenjem srca *Effect of aerobic interval training on pathological remodelling and mitochondrial dysfunction in post-infarction heart failure in rat*	Prof. dr. sc. Jasna Marinović
166. Režić Mužinić, Nikolina	17.7.2015.	Hiperkalcijemija uzrokuje proupalni fenotip leukocita i endotelnih stanica štakora *Hypercalcemiainducesproinflammatoryphenotypeinratleukocytesandendothelialcells*	Dr. sc. Vedrana Čikeš Čulić
167. Lešin, Mladen	28.7.2015.	Čimbenici povezani s postoperativnom boli i upotrebom anelgetika u oftalmološkoj kirurgiji *Factors associated with postoperative pain and analgesic consumption in ophthalmic surgery*	Prof. dr. sc. Livia Puljak
168. Gavić, Lidia	11.9.2015.	Utjecaj grijanja led polimerizacijskim lampama na mehanička svojstva staklenoionomer-nih cemenata *Effect of heat from led-polymerization lamp on mechanical characteristics of glass-ionomer cements*	Dr. sc. Kristina Goršeta
169. Vilibić, Maja	14.9.2015.	Usporedba razine kolesterola s agresivnošću, depresivnošću i suicidalnošću u bolesnika s posttraumatskim stresnim poremećajem *Comparison of cholesterol level with agression, depression, and suicidal ideation in patients with posttraumatic stress disorder*	Prof. dr. sc. Vlado Jukić
170. Restović, Ivana	17.9.2015.	Imunohistokemijske i ultrastrukturne značajke svitka morske mačke scyliorhinus canicula I *Immunohistochemical and ultrastructural features of the dogfish scyliorhinus canicula I. Notochord*	Prof. dr. sc. Ivana Bočina
171. Novak, Anita	23.9.2015.	Kliničke i mikrobiološke karakteristike clostridium difficile infekcija u Kliničkom bolničkom centru Split *Clinical and microbiological characteristics of clostridium difficile infections in Split University hospital center*	Prof. dr. sc. Marija Tonkić
172. Pinjuh Markota, Nina	23.9.2015.	Učinak naglašenog upozoravanja na smanjenje unosa kuhinjske soli *Effect of emphasized warning on reduction of salt intake*	Prof. dr. sc. Mirjana Rumboldt
173. Meštrović, Jakov	1.10.2015.	Akutni učinci nifedipina na torzijsko detorzijsku ozljedu testisa štakora *Acute effects of nifedipine on testicular torsion-detorsion injury in rat*	Doc. dr. sc. Zenon Pogorelić

174. Galić, Tea	27.11.2015.	Ishodi liječenja opstrukcijske apneje tijekom spavanja intraoralnom udlagom *Health outcomes of oral appliance treatment in obstructive sleep apnea*	Prof. dr. sc. Zoran Đogaš
175. Malički, Mario	3.12.2015.	Pouzdanost znanstvenih publikacija u biomedicini *Reliability of scientific publications in biomedicine*	Prof. dr. sc. Ana Marušić
176. Pleština-Borjan, Ivna	9.12.2015.	Utjecaj aktivnosti enzimskih antioksidansa u eritrocitima na razvoj senilne makularne degeneracije *Effect of antioxydant enzyme activity in erythrocytes on development of age-related macular degeneration*	Prof. dr. sc. Damir Katušić
177. Jerić, Milka	22.12.2015.	Imunohistokemijske promjene u trigeminalnom gangliju štakora uzrokovane šećernom bolešću tipa 1 i 2 *Immunohistochemical changes in trigeminal ganglion in rat caused by diabetes mellitus type 1 and 2*	Doc. dr. sc. Natalija Filipović
178. Polić, Branka	1.4.2016.	Poremećaji ponašanja, roditeljski stres i kvaliteta života u djece liječene kao kasna nedonoščad u jedinici intenzivnog liječenja *Behavioral disorders, parental stress, and quality of life in children treated as late preterm infants at intensive care unit*	Doc. dr. sc. Ivana Kolčić / Andreja Bubić
179. Mihalj, Mario	12.4.2016.	Povezanost značajki opstrukcijske apneje tijekom spavanja s neurografskim značajkama perifernih živaca *Association between characteristics of obstructive sleep apnea and neurographic features of peripheral nerves*	Prof. dr. sc. Zoran Đogaš
180. Marinović, Ivanka	3.6.2016.	Populacijsko istraživanje sustava hla kod oboljelih od reumatskog artritisa s područja sinjske krajine *Population-based study of hla system in patients with rheumatoid arthritis in sinjska krajina area*	Prof. dr. sc. Duška Martinović Kaliterna
181. Maxwell, Jane Lara	13.6.2016.	Achieving consensus on pain outcome measures in systematic reviews of chronic musculoskeletal conditions: the current state of reporting and identifying key topics for consideration *Achieving consensus on pain outcome measures in systematic reviews of chronic musculo-skeletal conditions: the current state of reporting and identifying key topics for consideration*	Prof. dr. Peter Tugwell
182. Margetić, Branimir	13.6.2016.	Forenzično psihijatrijski aspekti shizofrenih osoba u odnosu na kazneno djelo, dimenzije ličnosti i sputavanja *Forensic psychiatric aspects of persons with schizophrenia in relation to criminal offense, personality dimensions, and restraint*	Doc. dr. sc. Tija Žarković Palijan
183. Krnić, Dragan	20.6.2016.	Evaluacija testikularne cirkulacije operiranih zbog ukliještene preponske kile *Evaluation of testicular blood flow in patients operated on for incarcerated inguinal hernia*	Prof. dr. sc. Nikica Družijanić
184. Vuica, Ana	27.6.2016.	Utjecaj dobi i šećerne bolesti tip i na izražaj receptora za vitamin d, 1 α-hidroksilaze i 24-hidroksilaze u jetri dijabetičkih štakora *Effect of age and diabetes mellitus type 1 on vitamin d, 1 α-hydroxylase and 24-hydroxylase receptor expression in diabetic rat liver*	Doc. dr. sc. Natalija Filipović
185. Božić, Joško	28.6.2016.	Metaboličke i upalne promjene u bolesnika s opstrukcijskom apnejom tijekom spavanja *Metabolic and inflammatory changes in patients with obstructive sleep apnea*	Prof. dr. sc. Zoran Đogaš
186. Degoricija, Marina	22.07.2016	Uloga interleukina 6 u razvoju zloćudnog tumora mokraćnog mjehura *Role of interleukin-6 in development of malignant tumor of bladder*	Prof. dr. sc. Janoš Terzić
187. Mihanović, Frane	26.7.2016.	Primjena radiološke snimke u određivanju stadija spajanja epifiza s dijafizama dugih kostiju zgloba koljena u procjeni punoljetnosti u dvije različite populacije *Use of x-ray images in determining the stage of fusion of epiphyses and diaphyses of long bones of the knee joint in assessment of age in two different populations*	Prof. dr. sc. Stipan Janković
188. Aračić, Nađa	31.8.2016.	Vrijednost profilaktične terapije niskomolekularnim heparinom u trudnica s urođenom trombofilijom i nepovoljnim ishodom u prethodnim trudnoćama *Value of low-molecular heparin prophylaxis in pregnant women with congenital thrombop-hilia and unfavorable outcome of previous pregnancies*	Prof. dr. sc. Vedran Stefanović
189. Pranić, Shelly Melissa	16.9.2016.	Adequacy of registration and results reporting of randomized controlled trials in clinicaltrials.gov and publications *Adequacy of registration and results reporting of randomized controlled trials in clinicaltrials. gov and publications*	Prof. dr. sc. Ana Marušić

190. Kezić, Slobodanka	19.9.2016.	Predskazatelji pozitivnog ishoda liječenja veterana s kroničnim ptsp-om psihodinamskom grupnom psihoterapijom *Indicators of positive outcomes of psychodynamic group therapy in veterans with chronic posttraumatic stress disorder*	Prof. dr. sc. Dolores Britvić
191. Martinović, Željko	28.10.2016.	Korelacija intratumorske i peritumorske ekspresije endoglina (c 105) i kliničkopatoloških faktora u bolesnika operiranih zbog rektalnog karcinoma *Correlation between intratumoral and peritumoral endoglin (c 105) expression and clinical-pathological factors in patients operated on for rectal cancer*	Prof. dr. sc. Dražen Kovač
192. Lozo, Mislav	25.11.2016.	Otvaranje i učinak intrapulmonalnih arteriovenskih anastomoza i interatrijskog ovalnog otvora na arterijsku oksigenaciju i sistemsku mikroembolizaciju *Opening and effects of intrapulmonary arteriovenous anastomoses and patent foramen ovale on arterial oxygenation and systemic microembolisation*	Prof. dr. sc. Željko Dujić

MAGISTRIRALI NA MEDICINSKOM FAKULTETU U SPLITU OD 2007.
MASTER'S DEGREES SINCE 2007

1.	Kaliterna, Vanja	16.1.2007.	Intrauterini uložak kao mogući čimbenik promjene mikrobiološke flore spolnog sustava žena generativne dobi *An intrauterine device as a possible cause of change in the microbiological flora of the female genital system*	Kučišec Tepeš, Nastja
2.	Radić, Mislav	5.7.2007.	Topoizomeraza i serološki marker progresije kontrakture zglobova ručja u bolesnika sa sistemskom sklerozom *Topoisomerase i as a serological marker of digital joint contractures progression in systemic sclerosis patients*	Ljutić, Dragan
3.	Restović Dujmović, Ivana	5.7.2007.	Uloga eksperimentalno izazvane denervacije na morfologiju kože štakora *The role of experimentally provoked denervation on the morphology of the skin of rats*	Sapunar, Damir
4.	Marinović Guić, Maja	6.7.2007.	Stavovi trudnica prema dojenju: korelacija sa započinjanjem i duljinom dojenja nakon poroda *Attitudes toward breastfeeding: correlation with initiation and duration of breastfeeding*	Rumboldt, Mirjana
5.	Mrdeša Rogulj, Zdenka	14.11.2007.	Povezanost stavova o znanosti i znanstveno-istraživačkom radu liječnika obiteljske medicine s njihovim znanjem u dijagnosticiranju i liječenju povišenog arterijskog tlaka i šećerne bolesti *Association between family doctors' attitudes towards science and scientific research and their knowledge of diagnosis and treatment of hypertension and diabetes mellitus*	Đogaš, Zoran
6.	Košta, Vana	20.12.2007.	Deformitet kralježnice je dodatni izvor boli u eksperimentalnim modelima neuropatske boli *Spine deformity as additional source of pain in experimental models of neuropathic pain*	Sapunar, Damir
7.	Vuković Baras, Slađana	27.12.2007.	Epidemiološke karakteristike virusnog hepatitisa c u Splitsko-dalmatinskoj županiji *Epidemiological characteristics of hepatitis c in Split-Dalmatia county*	Mulić, Rosanda
8.	Lozić, Bernarda	15.1.2009.	Polimorfizam gena nqo1 i nbs1 kao čimbenici rizika zloćudnih bolesti krvotvornog tkiva *Nqo1 and nbs1 gene polymorphisms as the risk factors in hematopoetic malignancies*	Grčević, Danka
9.	Jeličić, Ivo	10.2.2009.	Utjecaj lokalne upale peritonejske membrane na ostatnu bubrežnu funkciju bolesnika na peritonejskoj dijalizi *Influence of local inflammation of the peritoneal membrane on residual renal function in peritoneal dialysis patients*	Ljutić, Dragan
10.	Čarić, Ana	20.4.2009.	Izražaj kaspaze-3 u apoptotskim stanicama seroznih tumora jajnika *Caspase 3 expression in apopototic cells of serous ovarian tumours*	Vilović, Katarina
11.	Kopić, Dragica	14.5.2009.	Razlike u lučenju i metabolizmu hormona štitnjače kod visokostresnih, laparatomijskih, ginekoloških operacija tijekom anestezije s izofluranom i sevofluranom *Differences in secretion and metabolism of thyroid hormones in high-stress laparotomic gynecologic operations during isoflurane- and sevoflurane-based anesthesia*	Glunčić, Ivo
12.	Rizvan, Pero	15.7.2009.	Komparacija rizika spolnog prijenosa hepatitis b virusa s obzirom na nosilaštvo hbeag *The risk of sexual transmission of hepatitis b virus with respect to hbeag carrier status*	Bradarić, Nikola
13.	Saratlija Novaković, Žana	16.7.2009.	Značaj izražaja alfa-glatkomišićnog aktina u glomerulonefritisu *Significance of alpha-smooth muscle actin in glomerulonephritis*	Glavina Durdov, Merica
14.	Bakotin, Nada	17.12.2009.	Bolesti i nezgode putnika zračne luke Split-Kaštela 2004.-2007. *Medical conditions and injuries in passengers at Split airport in 2004-2007*	Bagatin, Jugoslav
15.	Polić, Branka	4.5.2010.	Dugoročna kakvoća života bolesnika liječenih u jedinici intenzivnog liječenja djece *Long-term quality of life of patients treated in pediatric intenstive care unit*	Meštrović, Julije
16.	Jerončić, Iris	6.5.2010.	Procjena uspješnosti rehabilitacijskih postupaka nakon moždanog udara u cilju reintegracije bolesnika u zajednicu *Performance evaluation of post-stroke rehabilitation procedures aimed at reintegrating patients into the community*	Vlak, Tonko

17.	Kraljević, Suzyen	17.2.2011.	Povezanost između pretjeranog doživljavanja ozbiljnosti boli u roditelja i njihove odrasle djece - dokazi za oblikovanje reakcije na bol unutar obitelji *Parents' pain catastrophizing is related to pain catastrophizing in their adult children – evidence that response to pain is shaped within family*	Puljak, Livia
18.	Nonković, Diana	21.4.2011.	Kliničko-epidemiološke značajke akutnog koronarnog sindroma u žena hospitaliziranih u KBC-u Split *Clinical-epidemiologic characteristics of acute coronary syndrome in women hospitalized at split university hospital center*	Rakić, Drago
19.	Ninčević, Jasna	26.4.2011.	Epidemiološke i kliničko-laboratorijske značajke šećerne bolesti tipa 1 u vrijeme postavljanja dijagnoze kod djece hospitalizirane u KBC-u Split od 1992. do 2006. godine *Epidemiologic and clinical-laboratory characteristics of type 1 diabetes mellitus at diagnosis in chilren hospitalized at University hospital of Split in 1992-2006*	Škrabić, Veselin
20.	Meštrović, Jakov	9.6.2011.	Značaj vrijednosti c-reaktivnog proteina, kreatin kinaze, alkalne fosfataze, diferencijalne krvne slike, sedimentacije eritrocita u djece s akutnim skrotumom *Relevance of c-reactive protein, creatin kinase, alkaline phosphatase, differential blood count, and erythrocyte sedimentation rate in chilidren with acute scrotum*	Biočić, Mihovil
21.	Duvnjak, Mario	17.10.2011.	Incidencija i preživljenje adenokarcinoma bubrega u Županiji splitsko-dalmatinskoj *Renal cell carcinoma incidence and survival in split-dalmatia county*	Tomić, Snježana
22.	Karabatić Knezović, Silvana	2.4.2012.	Polimorfizam gena tlr2 i tlr4 (toll-like receptor) u keratoakantomu i virusnoj bradavici *Tlr2 and tlr4 (toll-like receptor) gene polymorphisms in keratoacanthoma and common wart*	Puizina Ivić, Neira
23.	Marović, Kristina	5.7.2012.	Razlika izraženosti anemije žena i muškaraca s terminalnim stadijem zatajenja bubrega na peritonejskoj dijalizi *Difference in degree of anemia between women and men with end-stage renal disease treated with peritoneal dialysis*	Nakić, Dario
24.	Bakotin Jakovac, Marinela	21.11.2012.	Usporedba stupnja ultrazvukom procijenjene zrelosti posteljice s oksigenacijom posteljice mjerenom nirs metodom u terminskim trudnoćama *Comparison of placenta maturity degree assessed by ultrasound and placental oxygenation measured by nirs method in term pregnancy*	Roje, Damir
25.	Bošković, Lidija	27.11.2012.	Uloga interleukina-11 u deciualizaciji u normalnoj i tubarnoj trudnoći *The role of interleukin-11 in decidualization in normal and ectopic pregnancies*	Glavina Durdov, Meri
26.	Cvitković, Ivana	17.12.2012.	Antikoagulantno liječenje u bolesnika s nevalvularnom atrijskom fibrilacijom hospitaliziranih zbog ishemijskog moždanog infarkta u odnosu na težinu tromboembolijskog rizika i rizika krvarenja *Anticoagulant treatment of patients with non-valvular atrial fibrillation hospitalized for ischemic stroke in relation to the risk of thromboembolism and bleeding*	Fabijanić, Damir
27.	Žuljan Cvitanović, Marija	20.12.2012.	Anksioznost rodilje tijekom porođaja i utjecaj prisutnosti partnera *Anxiety in parturient women during child birth and influence of partner's presence*	Karelović, Deni
28.	Lovrić, Ivana	27.3.2013.	Nabori bulbarne spojnice oka u dijagnostici disfunkcije suznog filma *Bulbar conjunctival folds in diagnosis of tear-film dysfunction*	Petriček, Igor
29.	Čaljkušić, Krešimir	18.4.2013.	Prevencija i liječenje postpunkcijske glavobolje peroralnom primjenom teofilina *Prevention and treatment of postpuncture headache by peroral theophylline*	Lušić, Ivo
30.	Meštrović, Zoran	22.4.2013.	Utjecaj različitih antropometrijskih čimbenika mase i visine trudnica na fetalni rast donošene novorođenčadi *Influence of anthropometric measures of body mass and height of pregnant women on fetal growth of term newborns*	Roje, Damir
31.	Prgomet, Sandra	29.4.2013.	Ponderalni indeks i ostali čimbenici rizika za nastanak gastrointestinalne perforacije kod novorođenčadi liječene u novorođenačkoj jedinici intenzivnog liječenja treće razine zahtjevnosti liječenja *Ponderal index and other risk factors for gastrointestinal perforation in newborns treated in level iii neonatal intensive care unit*	Boban, Nataša
32.	Višić, Vitomir	10.5.2013.	Utjecaj meteoroloških parametara na shizofreni spektar bolesti *Influence of meteorological parameters on schizophrenia spectrum disorders*	Britvić, Dolores
33.	Krnić, Silvana	7.6.2013.	Kliničke karakteristike depresivnosti učenika srednje adolescentne dobi *Clinical characteristics of depression in adolescent high-school students*	Britvić, Dolores

34.	Romac, Danica	7.6.2013.	Povezanost ponašajnih čimbenika rizika s pojavnošću zlouporabe sredstava ovisnosti kod zagrebačkih adolescenata, presječna studija *Association between behavioral risk factors and substance abuse in adolescents in zagreb – a cross-sectional study*	Vlastelica, Mirela
35.	Glavaš, Josipa	10.6.2013.	Mišljenje i stavovi mladih o promicanju i uživanju piva *Opinoin and attitudes toward beer advertising and drinking among youth*	Rumboldt, Mirjana
36.	Rošić Despalatović, Bruna	9.9.2013.	Demografske karakteristike bolesnika s ulceroznim kolitisom i Crohnovom bolešću u odrasloj populaciji Splitsko-dalmatinske županije od 2006. do 2012. godine *Demographic characteristics of adult patients with ulcerative colitis and Crohn's disease in Split-Dalmatia county in 2006-2012*	Tonkić, Ante
37.	Brnić, Darko	19.9.2013.	Sezonske varijacije u pojavnosti i kliničkom tijeku akutne upale gušterače *Seasonal variations in incidence and clinical course of acute pancreatitis*	Kovačić, Vedran
38.	Mišković, Silvana	20.1.2014.	Analiza anamnestičkih i citogenetskih podataka bračnih parova s ponavljanim spontanim pobačajima iz genetskog savjetovališta *Analysis of history and citogenetic data of couples with recurrent miscarriages visiting genetic councelling unit*	Čulić, Vida
39.	Marasović Jakulica, Marina	23.1.2014.	Povezanost metaboličkog sindroma i posttraumatskog stresnog poremećaja uzrokovanog ratnom psihotraumom *Association between metabolic syndrome and posttraumatic stress disorder caused by war psychotrauma*	Britvić, Dolores
40.	Crvelin Živković, Mirela	20.3.2014.	Utjecaj stupnja masne bolesti jetre na izlječenje oboljelih od kroničnog hepatitisa c liječenih peginterferonom i alfa-2a ribavirinom *Influence of fatty liver disease severity on cure rate for chronic hepatitis c patients treated with peginterferon and alfa-2a-ribavirin*	Puljiz, Željko
41.	Matutinović, Robert	9.4.2014.	Značaj accu-chek strukturiranog edukacijskog modela u liječenju šećerne bolesti tip 1 *Significance of accu-chek struktured educational model in treatment of type 1 diabetes mellitus*	Radman, Maja
42.	Ivkošić, Natalija	30.6.2014.	Liječenje morbidne pretilosti ugradnjom intragastričnog balona *Morbid obesity treatment with intragastric balloon implantation*	Šimunić, Miroslav
43.	Sušilović Grabovac, Zora	20.10.2014.	Dinamika promjena srednjeg volumena trombocita u bolesnika s akutnim koronarnim sindromom *Dynamics of mean platelet volume change in patients with acute coronary syndrome*	Baković Kramarić, Darija
44.	Janjić, Nina	21.12.2015.	Prediktori loše kontrolirane hipertenzije *Predictors of poorly controlled hypertension*	Rumboldt, Mirjana
45.	Nevešćanin, Ana	27.6.2016.	Usporedba utjecaja površinske i regionalne anestezije na zadovoljstvo anestezijom tijekom ultrazvučne operacije mrene i povezanost s intraoperacijskim komplikacijama *Comparison between effects of superficial and regional anesthesia on anesthesia satisfaction during ultrasound cataract surgery and association with intraoperative complications*	Karanović, Nenad

DIPLOMIRALI NA MEDICINSKOM FAKULTETU U SPLITU OD 2007.
GRADUATED SINCE 2007.

Prezime i ime *Surname and name*	Prezime i ime *Surname and name*	Prezime i ime *Surname and name*	Prezime i ime *Surname and name*
2007.	Matijaš, Marijana	Sučić, Ante	Jelaska, Marin
Antičić, Marija	Aljinović, Tina	Trdić, Đuliano	Jurić, Marina
Bajo, Margareta	Antulov, Željan	Tudor, Ines	Kanjer (Jurin), Martina
Balić, Ela	Bilić, Ivana	Tudor, Katarina Ivana	Krstulović, Jure
Barišić, Anita	Bosnić, Ante	Viđak, Jakov	Kurtović, Ivana
Bošnjak, Marinko	Crvelin, Marina	Glavinić, Robert	Kutlača, Tea
Bubić, Mate	Delić, Nikola	Grgić, Tatjana	Lemo, Natalija
Bućan, Smiljana	Gulić, Saša	Ipavec, Nina	Mamić, Jelena
Dujmović, Domagoj	Hadžiosmanović, Adi	Kokeza, Josipa	Mariani, Ina
Dunatov, Ana	Lapčić, Mirko	Kraljević, Jasenka	Martinović, Petar
Ercegović, Brigita	Lukač, Stipo	Kustura, Lea	Pavela, Marija
Fiamengo, Josipa	Mihalj, Ivan	Mandić, Viktorija	Petković, Bartol
Funes, Tamara	Nikpalj, Ana	Marić, Ivana	Petrović, Davor
Galušić, Davor	Vuković, Anita	Marin, Ana	Quien, Damir
Gudelj, Ivana	Žiža, Maja	Petričević, Helena	Radić, Marina
Gunjača, Grgo	**2008.**	Simičić Majce, Ana	Rilov, Ivan
Ivčević, Mario	Barbarić, Petar	Spužević, Laura	Rogulj, Maja
Ivković Pilić, Anita	Carić, Dobrinko	Viculin, Jelena	Šegvić, Olga
Katić, Ante	Čikara, Sanja	Vladović, Anita	Šiško Markoš, Ines
Kedžo, Josip	Devčić, Šime	Zubin, Petra	Škorić, Maja
Kljajić, Zlatko	Devčić, Vlatka	Žunić, Fani	Šunjić, Sunčica
Krstulović-Jelić, Duje	Fišić, Stela	**2009.**	Velemir, Danica
Marović, Zlatko	Glučina, Dubravka	Alfirević, Stanko	Vidović, Srđan
Milanović, Maja	Ilić, Tanja	Barić, Ana	Vraničić, Zorica
Pauk, Maja	Krišto, Melita	Bilobrk, Josipa	Vučković, Ana
Pezelj, Nikica	Kuzmanić, Marin	Božanić, Irena	Vuica, Ana
Srbljin, Jelena	Ljubičić, Natalija	Božinović, Toni	Žeko, Ivo
Tizaj, Ines	Lozo, Emilija	Ćaran, Marija	Žic, Frane
Tudor, Lorainne	Meštanek, Dalibor	Ćićerić, Mia	Zrinić, Marijana (Šimić)
Zekan, Siniša	Mijaljica, Goran	Đogaš, Tina	Žufić, Vanja
Gračan, Sanda	Pavlinac, Ivana	Domazet, Josipa	**2010.**
Kljaković-Gašpić, Toni	Prlj, Vana	Dražić, Edita	Bošković, Braco
Marin, Josipa	Šimić, Antonia	Filipović, Jelena	Bošnjak, Ivana (ud. Smoljanović)
Marović, Terezija	Šimić, Frano	Glavinić, Ivana	Božić, Joško
Mustapić, Iva	Slaviček, Ksenija	Glumac, Sandro	Brdar, Ivan
Pupić, Iva	Stipaničev, Anamarija	Granić, Branko	Brković, Tonći
Roščić, Vesna	Strikić, Ante	Gudelj, Ante	Bukarica, Krešimir

Prezime i ime *Surname and name*	**Prezime i ime** *Surname and name*	**Prezime i ime** *Surname and name*	**Prezime i ime** *Surname and name*
Celent (Muslim), Ivana	Šilović, Branko	Runtić, Branka	Krilanović, Marija
Čikara, Anita	Skelin, Ana	Šalov, Anita	Krnić, Josip
Copić, Marija	Teklić, Mihovil	Šarčević, Darija-Marija	Lesandrić, Vinka
Čovo, Ana	Vrkić, Dina	Šarić, Ana	Letinić, Franka
Didolić, Ivona	Zoričić, Marina	Šarić, Lenko	Lidmila, Andrea
Dodig, Maja	Zrinić, Nikola	Stanković, Gordana (Buzov)	Lukač, Josipa
Duplančić, Maja	**2011.**	Šušnjar, Helena	Majić, Antonije
Đuranac, Katija	Balajić, Karolina	Tanjić, Antonela (Bagarić)	Makarić, Kristina
Džaja, Mirna	Bešić, Katija	Tatković, Emanuel	Maljić, Ana
Fradelić, Dragana	Bilokapić, Ines	Visković, Ivo	Marčina, Sandra
Gabelica, Mirko	Bogdan Pleština, Martina	Vladilo, Marica	Marić, Ivana
Gospodnetić, Pave	Bogdan, Ivana	Vlastelica, Ivana	Medvidović, Stipe
Ivanišević, Petar	Božić, Ivona	Vrebalov Cindro, Pavle	Mihovilović, Ante
Jadrić, Josipa	Bulajić, Vera	Vrkić, Ivona	Mikulandra Jerković, Barbara
Jurin, Zdravka	Bulaš, Maria	Žaja, Ivan	Miljak, Marijana
Karelović, Lucija	Ćaleta, Marina	Ževrnja, Maja	Ninčević, Maja
Karin, Mirjana	Ćavar, Danijela	Zindović, Antonija	Paić, Josipa
Karlica, Hana	Došenović, Svjetlana	**2012.**	Palada, Tea
Kavelj, Mila	Džaja, Zrinka	Ančić, Nina	Pandža, Željka
Lončar, Nives	Gašpar, Anđela	Babić, Paško	Pejković, Rina
Lozančić, Toni	Ilak, Dino	Bečić, Tina	Pelivan, Ana
Luketin, Mirko	Iličić, Zdravka	Benzon, Benjamin	Petrović, Katarina
Maras, Marina	Jadrić, Nikola	Blaslov, Viktor	Prka, Monika
Marinković, Jozica	Jeličić, Antonia	Borić, Matija	Raos, Dominik
Martinović, Blanka	Jerić, Milka	Brekalo, Marko	Šamanović, Ljubomir
Matić, Katarina	Jerković, Ivan	Brković, Eliana	Šćepanović, Antonia
Matijević, Andrea	Jerković, Kristian	Bubić, Ana	Šegrt, Ivana
Matušić, Ivana	Jurčević, Ante	Buljan, Ana	Šimundža, Ivan
Melada, Antonia	Karabuva, Svjetlana	Buljan, Ana-Marija	Stanišić, Ljubica
Mikulić, Ivana	Kirn, Arno	Ćavar, Marija	Tasovac, Dušica
Milić, Ivan	Krstičević, Mišo	Čizmić, Marija	Tešija Roberta, Andrea
Mlinarević, Ines	Malvić, Kristina	Đidara, Nikolina	Vela, Meri
Mršić, Blanka	Mašković, Iris	Dilber, Silvana	Velat, Ivan
Oršulić, Duje	Matutinović, Željana	Erceg, Duje	Vicelić, Lučana
Pavić, Ana	Medić, Nina	Erceg, Ivana	Vudrag, Maja
Pilipac, Danijel	Meštrović, Antonio	Grga, Andrea	Vujević, Ivana
Pivac, Velimir	Mizdrak, Ivan	Grzunov, Gala	Vuković, Ivan
Popović, Vide	Muslim, Ivana (Bebić)	Ivančević, Ana	Anić, Mirela
Prkić, Ivana	Odak, Marija	Jerčić, Iva	Biočić, Željana
Rakuljić, Zdravka	Odak, Zdravko	Jozipović, Danijel	Dominiković, Iva
Relja, Teodora	Olić, Ivna	Jukić, Jelena	Đonlić, Megi
Renić, Marina	Parat, Tihana	Jurić, Slavica	Gadžo, Iva
Roje, Igor	Petrić, Ana	Jurić-Kavelj, Mara	Guć, Ivan
Roso, Dragica	Rožić, Maja	Klarić Kukuz, Nikolina	Jerković, Daniel
Šaribok, Ivana	Rubić, Jelena	Koprčina, Martina	Koceić, Ana
Selimović, Mirnes	Runjić, Edita	Kotarac, Ana	Ledina, Emilija

Prezime i ime *Surname and name*	Prezime i ime *Surname and name*	Prezime i ime *Surname and name*	Prezime i ime *Surname and name*
Madunić, Katarina	Radić, Marijana	Vidović, Mario	Paradžik, Martina
Meštrović, Anita	Radman, Marta	Zambarlin, Tilda	Parlov, Ana
Miloš, Mate	Radoš, Andrija	**2014.**	Perić, Dragana
Šimunac, Tomislav	Rak, Stella	Abaza, Ivan	Petrić, Marin
Vuka, Jelena	Ribarović, Ana	Anić-Matić, Andrea	Pivalica, Božen
Zorica, Nada	Šimac, Petra	Balić, Suzana	Plazibat, Marija
2013.	Šimunović, Marko	Barić, Tomislav	Poljak, Petar
Babić, Andrija	Škopljanac, Ivan	Bilić, Ivan	Radanović, Andro
Barišić,Katarina Josipa	Smoje, Petra	Blagaić, Barbara	Ribarović, Marcela
Berak, Ivana	Šolić, Ela	Boban, Marija	Sanader, Ana
Božić, Franjo	Štefulić, Valerija	Brkljačić, Lucija (ud. Poljak)	Šandrk, Sanja
Brkan, Ana	Stegić, Ivan	Buljubašić, Matea	Šapina, Hrvoje
Bubnjar, Katarina	Tomasović Domagoj	Caktaš, Katarina	Šarić, Ana
Bušić, Željko	Topić, Željka	Crnčević, Nikola	Šošić, Sara
Caktaš, Tea	Tošić, Nikola	Cvitković, Blanka	Sučić, Matilda
Ćuže, Anamarija	Trogrlić, Lana	Cvitković, Ivna	Šušak, Mia
Dragobratović, Danijela	Vekić, Josipa	Dedić, Jelena	Titlić, Anita
Džaja, Ivana	Vidović, Nina	Delaš, Tina	Todorović, Tanja
Elezović, Sara	Vodanović, Ana	Delić, Ivana Kristina	Tonkić, Luciana
Erceg, Ante	Vrsalović, Nina	Divić, Zdravko	Topić, Doris
Eterović, Martina	Vučemilović Šimunović, Ivana	Dogan, Katarina	Tramontana, Tina
Gjeldum, Ivana	Vučinović, Ana	Đuderija, Marko	Vilović, Marino
Gojsalić, Branko	Vuksan, Ana	Dunat, Nina	Vrdoljak, Vinko
Goreta, Martina	Žaja, Matea	Giljanović, Luči	Vučemilović, Hrvoje
Grubišić, Milica	Budimir, Ana	Grbić, Gorjana	Vukasović, Ana Marija
Ivanović, Tomislav	Bukša, Tomislav	Gudelj, Monika	Vuletić, Antonija
Ivica, Nikolina	Bulić, Ivana	Hajdić, Josip	Živković, Piero Marin
Ivičević, Nada	Fatić, Ana	Hrabar, Dina	Tomić, Morana
Jukić, Miro	Gašpar, Luka	Jelović, Matej	Pavišić, Antea Doris
Juričić, Davor	Jakšić, Ivana	Katić, Andrija	Franić, Petar Pavao
Kedžo, Ante	Jerčić, Filip	Katić, Dinko	Janković, Sunčana
Kojundžić, Ivana	Jokić, Ena	Ključević, Nikola	Jukić, Josip
Konjuh, Periša	Jozinović, Ante	Kragić, Katija	Konstantinović, Ivan
Marinović, Jelena	Kuzmanić, Ema	Kukoč, Andrea	Milanović, Silvia
Marković, Domagoj	Majstorović, Matea	Ljubić, Žana	Perić, Kristina
Matas, Nino	Mišina, Ana Marija	Majstorović, Tina	Radić, Sonja
Milosavljević, Lena	Nejašmić, Mirko	Marinić, Petra	Vojković, Tina
Milun, Mario	Omazić, Mislav	Martinić, Matea	Alduk, Danijela
Mirić, Dino	Rajić, Marko	Martinović, Mia	Bandić, Marinela
Mišerda, Anđela	Raos, Mario	Martinović, Petra	Bilać, Krešimir
Pavlinović, Marijana	Roglić, Mia	Mijačika, Tanja	Cvitković, Iva
Pavlinović, Nikola	Rošić, Katarina	Miličević, Tanja	Čivljak, Tadej
Pletikosić, Ivan	Spajić, Zrinka	Mizdrak, Maja	Čurlin, Luka
Pojatina, Ante	Šimić, Marija	Moro, Marijana	Filipin, Andrea
Punda, Hrvoje	Tičinović, Goran	Mustapić, Krešimir	Grdović, Anita
Pupovac, Nataša	Triva, Petra	Nuić, Marija	Gverić, Mislav

Prezime i ime *Surname and name*	**Prezime i ime** *Surname and name*	**Prezime i ime** *Surname and name*	**Prezime i ime** *Surname and name*
Herceg, Marija	Grbavac, Ivana	Krnjaić, Paola	Jakšić, Boško
Herhe, Ingrid	Gregov, Manuela	Mitrović, Nikša	Jovanović, Antea
Hrstić, Manda	Gudelj, Karla	Vujnović, Nikola	Jukić, Lucija
Jambrošić, Marta	Ivanković, Sandra	Balić, Ivana	Jurišić, Anđela
Knezović, Helena	Jaramaz, Marija	Bašić, Rea	Kadić, Sanja
Kovačević, Martina	Jurišić, Matko	Duka, Lucija	Katunarić, Boran
Majić, Ana	Katić, Josip	Kujundžić, Ante	Klisović, Stjepan
Mrdeža, Maja	Kordić, Anton	Mikulić, Petra	Kostovski, Boris
Muše, Ivan	Lepetić, Petra	Rakulić Jure	Krišto, Antonio
Nejašmić, Mia	Livaja, Tea	Vuić, Mislav	Križanac, Zvonimir
Petranović, Nikolina	Lončar, Andrea	Salatović, Zrinka	Lalić, Lara
Radić, Tihana	Markota, Ivana	Dragičević, Renata	Lišnić, Viktoria
Senković, Duje	Martinis, Frane	Matas, Kristina	Majer, Ante
Sladić, Tina	Mateljan, Ivona	Brakus, Teuta	Marelja, Ivana
Smerdelj, Andro	Milat, Martina	Ugrinić, Marija	Maretić, Nikola
Suljić, Tamara	Milić, Marija	Labrović, Nives	Marijan, Mate
Šikić, Zdeslav	Milin, Željana	Jurkić, Petra	Mijić, Paula
Tonković, Tina	Nakić, Stjepanka	Aljinović, Dajana	Milić, Petra
Vajagić, Marina	Nonković, Martin	Krce, Matea	Mimica,Anamarija
Žura, Andreja	Pandžić, Kristina	Jurić, Diana	Mustapić, Marina
2015.	Parčina, Mate Zvonimir	Jukić, Suzana	Nikolić, Zrinka
Almić, Ana	Pavić, Petra (ud. Pavić Palac)	Marić, Matea	Paparella, Ana
Bašković, Gabriela	Pavković, Iva	Milat, Ana Marija	Periš, Danica
Batinić, Marijan	Perić, Irena	Kokanović, Terezija	Praprotnik, Doris
Begović, Igor	Periš, Filip	Goleš, Andreja	Puizina, Ema
Bevanda, Boris	Petrić, Domina	Cicvarić, Lea	Rančić, Iva
Biočić, Marina	Plosnić, Gabriela	Šandrk, Marina	Rančić, Tihana
Boban, Kristina	Rikalo, Marijana	Čule, Paško	Ribičić, Ivana
Bogdan, Ornella	Šabić, Ante	Marijanović, Dajana	Širić, Ivan
Borić, Krste	Sarajčev, Dean	**2016.**	Skelin, Ljubica
Bralić, Marina	Sikirica, Maja	Aračić, Zrinka	Sučić, Ana
Bućan, Jasna	Šimundža, Kristina	Bajo, Diana	Šustić, Ivan
Budimir Bekan, Ivan	Šošić, Ante	Barić, Ljupka	Šuta, Katarina
Caktaš, Ivan Ljudevit	Stanić, Dario	Bašić, Ante	Tadić, Ivana
Ćerluka, Tomislava	Staničić, Ivan Mario	Boban, Toni	Tandara, Mirko
Čičmir-Vestić, Mate	Tomasović, Ivana	Brajičić, Senka	Tokalić, Ružica
Čikeš, Mihaela	Ujević, Toma	Čarija, Klara	Tokić, Kristina
Delić, Hrvoje	Vujčić, Blaž	Cigić, Zvonka	Tomas, Ina
Divić, Kristina	Vuletić, Marko	Čikeš, Monika	Tomić, Zdenko
Duvančić, Anđela	Žižić, Ivana	Ćulum, Marin	Tonka, Borovina
Džaja, Viktoria	Žužul, Matea	Cvitković, Vjekoslav	Tonkić, Ante
Gamberažić, Ines	Čota, Ivana	Dobričić, Ante	Vasilj, Izabela
Gavrilović, Vlado	Granić, Perina	Dragičević, Karmen	Veljačić, Daniela
Gekić, Luka Julian	Jukić, Tomislava	Dragun, Matea	Viđak, Marin
Golubić, Mia	Kneževič, Antonia	Grubišić, Antea	Vidović, Nikolina
Gotovac, Ante	Kokeza, Marija	Gulin, Marija	Vilenica, Ana

Prezime i ime ***Surname and name***	**Prezime i ime** ***Surname and name***	**Prezime i ime** ***Surname and name***	**Prezime i ime** ***Surname and name***
Vladislavić, Viktoria	Maretić, Fani	Kunosić, Zvonimir	Sedej, Karolina
Vlak, Ivan	Vranjković, Hrvoje	Kapov, Marija	Prelčec, Kristina
Vujević, Matea	Perić, Ivana	Prelas, Tea	Mikulić, Anita
Matijević, Ana	Strikić, Ivana	Surjan, Nives	Gabelica, Nikolina
Žeravica, Ana	Bačić, Jelena	Matas, Martina	Budimir, Iva
Labetić, Andrea	Ugrin, Klara	Tegeltija, Anamarija	Modrić, Mirko
Čuljak, Anđela	Aličić, Lea	Vučemilović-Šimunović, Anita	Mišur-Milinković, Karla
Dobroslavić, Ankica	Čulić, Ljubica	Ličanin, Lucija	Omrčen, Monika
Lešin, Antonella	Pehar, Marija	Vučko, Anamarija	Šarić, Mia
Jurišić, Antonija	Babić, Mario	Leskur, Dario	Leskur, Željana
Tolić, Barbara	Sučić, Martina	Ledić, Antonio	Mikić, Anni
Nižić, Bernarda	Ćurčija, Matea	Rušić, Doris	Vučković, Valentin
Trbojević, Domagoj	Tomas, Matej	Budetić, Ina	Grbeša, Marijana
Vlahović, Dona	Lovrić, Ozana	Stojanac, Andrea	Smoljanović, Antonia
Dragičević, Dora	Duplančić, Roko	Tokić, Ana	Radman, Marija
Kozarić, Ema	Glavaš, Toni	Hrgović, Irena	Međeši, Damir

ŽIVOT NA MEDICINSKOM FAKULTETU U SPLITU

LIFE AT THE SCHOOL OF MEDICINE IN SPLIT

Kongresi / *Congresses*

Akademik Ivica Kostović na 5. hrvatskom kongresu Hrvatskog društva za neuroznanost s međunarodnim sudjelovanjem na našem Fakultetu u potpunosti je održan na engleskom jeziku
Academician Ivica Kostović at the 5th Croatian Neuroscience Congress with international participation at our School of Medicine was held entirely in English

Predavači na Sleep Symposiumu u okviru Petog kongresa Hrvatskog društva za neuroznanost
Lecturers at the Sleep Symposium which was organized as a part of the 5th Croatian Neuroscience Congress

Svečano obilježavanje 50. obljetnice Kliničkog zavoda za nuklearnu medicinu
Celebration of the 50th anniversary of the Clinical Department of Nuclear Medicine

Obilježavanje 40. obljetnice Hrvatskog društva za biokemiju i molekularnu biologiju (HDBMB) 2016.
The Croatian Society of Biochemistry and Molecular Biology (HDBMB) Congress on the occasion of the 40th anniversary, 2016

12. Kongres Europskog udruženja znanstvenih urednika, 2014.
The 12th European Association of Science Editors Conference, 2014

Osmi Hrvatski kongres farmakologije s međunarodnim sudjelovanjem 2016.
The 8th Croatian Congress of Pharmacology with international participation, 2016

Registracija za 8. Hrvatski kongres farmakologije
Registration for the 8th Croatian Congress of Pharmacology

Nobelovci na Fakultetu / *Nobel Laureates at USSM*

Prof. dr. sc. Ivan Đikić i nobelovac Aaron Ciechanover
Prof Ivan Đikić and Nobel Laureate Aaron Ciechanover

Dobitnica Nobelove nagrade Ada Yonath i djelatnice Laboratorija za istraživanje raka
Nobel Laureate Ada Yonath and scientists from the Laboratory for Cancer Research

Prof. dr. sc. Ivan Đikić i nobelovac Sir Tim Hunt
Prof Ivan Đikić and Nobel Laureate Sir Tim Hunt

Prof. dr. sc. Zoran Đogaš i nobelovac Sir Tim Hunt
Prof Zoran Đogaš and Nobel Laureate Sir Tim Hunt

Svečana događanja / *Ceremonies*

Generacija diplomiranih doktora medicine Medicinskoga fakulteta u Splitu s prvim dekanom prof. dr. sc. Zvonkom Rumboldtom i promotorima prof. dr. sc. Stipanom Jankovićem i prof. dr. sc. Petrom Reićem
A generation of medicine graduates of the School of Medicine in Split, with the first dean Prof Zvonko Rumboldt and promotors Prof Stipan Janković and Prof Petar Reić

Primopredaja dekanskog lanca između profesora Bobana i Jankovića / *Handover of deanship from Professor Boban to Professor Janković*

Novoizabrani dekan Janković s prethodnim dekanom Bobanom i prodekanima Marijanom Saragom, Zdravkom Perkom i Nikolom Bradarićem
Newly-elected dean Professor Janković with the former dean Professor Boban and vice-deans, Professors Marijan Saraga, Zdravko Perko and Nikola Bradarić

Dekan prof. dr. sc. Stipan Janković drži govor tijekom svečane sjednice Fakultetskog vijeća povodom Dana Fakulteta
Dean, Prof Stipan Janković giving a speech during the School Council ceremonial session on the occasion of the School of Medicine anniversary

Dekan prof. dr. sc. Stipan Janković i rektor prof. dr. sc. Ivan Pavić s ministrom prof. dr. sc. Draganom Primorcem, županom Antom Sanaderom i gradonačelnikom Ivanom Kuretom te drugim uvaženim gostima na sjednici Fakultetskog vijeća
Dean, Prof Stipan Janković and rector, Prof Ivan Pavić with Minister of Science, Education and Sports, Prof Dragan Primorac, Split-Dalmatia County prefect Ante Sanader, mayor Ivan Kuret and other eminent guests at the School Council session

Dekan prof. dr. sc. Matko Marušić s predsjednikom RH prof. dr. sc. Ivom Josipovićem i drugim uvaženim gostima na svečanoj sjednici Fakultetskog vijeća
The Dean of School of Medicine, Prof Matko Marušić, with the president of Croatia, Prof Ivo Josipović, and other distinguished guests at the School Council ceremonial session

Dekan Marušić u govorničkom zanosu
Dean Matko Marušić giving an inspired speech

Predsjednik RH prof. dr. sc. Ivo Josipović i djelatnice MEFST-a
President of Croatia Professor Ivo Josipović with female employees of the School of Medicine

Dekan prof. dr. sc. Dragan Ljutić s prodekanima i pomoćnikom dekana na svečanoj sjednici Fakultetskog vijeća povodom Dana Fakulteta
Dean, Prof Dragan Ljutić with Vice deans and Assistant to the Dean at the School Council ceremonial session on the occasion of the School of Medicine anniversary

Dekan prof. dr. sc. Dragan Ljutić s predsjednikom RH prof. dr. sc. Ivom Josipovićem, ministrom znanosti, obrazovanja i sporta, doc. dr. sc. Željkom Jovanovićem, županom Splitsko-dalmatinske županije Antom Sanaderom, rektorom prof. dr. sc. Ivanom Pavićem, nadbiskupom Marinom Barišićem i drugim uvaženim gostima u velikom amfiteatru
Dean, Prof Dragan Ljutić with the President of Croatia, Prof Josipović, Minister of Science, Education and Sports Assist Prof Željko Jovanović, Split-Dalmatia County prefect Ante Sanader, rector of the University of Split, Prof Ivan Pavić, archbishop Marin Barišić and other honorable guests in the Amphitheatre

Dekan, prof. dr. sc. Dragan Ljutić i rektor, prof. dr. sc. Ivan Pavić s djelatnicima Fakulteta i dr. Vesnom Bosanac u foyeru HNK Split
Dean, Prof Dragan Ljutić and rector, Prof Ivan Pavić alongside School of Medicine staff and Vesna Bosanac, MD in the foyer of the Croatian National Theatre in Split

Promocija doktora medicine u vrijeme mandata prof. Ljutića
Doctor of Medicine promotion during the mandate of Prof Ljutić

Dekan prof. dr. sc. Zoran Đogaš s prodekanima na svečanoj sjednici Fakultetskog vijeća povodom Dana Fakulteta
Dean, Prof Zoran Đogaš with Vice deans at the School Council ceremonial session on the occasion of the School of Medicine anniversary

Rektor prof. dr. sc. Šimun Anđelinović pozdravlja nazočne na svečanoj sjednici Fakultetskog vijeća povodom Dana Fakulteta u nazočnosti dekana prof. dr. sc. Zorana Đogaša s prodekanima
Rector, Prof Šimun Anđelinović greets the guests at the School Council ceremonial session on the occasion of the School of Medicine anniversary, alongside the Dean, Prof Zoran Đogaš and Vice deans

Posjet premijera Tihomira Oreškovića Medicinskom fakultetu
Prime Minister Tihomir Orešković visiting the School of Medicine

Dekan Đogaš, župan Ževrnja i premijer Orešković u razgovoru
Dean Đogaš, County Prefect Ževrnja and Prime Minister Orešković in conversation

Predsjednik Stjepan Mesic na Danu Fakulteta
President Stjepan Mesic at the USSM Day

Ministar prof. dr. sc. Dragan Primorac na Danu Fakulteta
Minister Prof. Dragan Primorac at the USSM Day

Predsjednik Hrvatske akademije znanosti i umjetnosti akademik Zvonko Kusić s izv. prof. dr. sc. Antom Pundom i Sandrom Šego, med. lab. ing.
President of the Croatian Academy of Sciences and Arts academician Zvonko Kusic with Assoc Prof Ante Punda and Sandra Šego, M.Lab.Eng.

Neurokirurg prof. dr. sc. Josip Paladino na Danu Fakulteta
Neurosurgeon Prof. Josip Paladino at the USSM Day

Kulturna događanja u amfiteatru / *Cultural events in amphitheatre*

Vanna u umjetničkom zanosu na bini naše Koncertne dvorane / *Vanna in artistic fervor on the stage of our Concert Hall*

Vanna s nekoliko članova organizacijskog odbora dobrotvornog koncerta
Vanna with several members of the benefit concert organizational team

Dobrotvorni koncert III. Prirodoslovno-matematičke gimnazije u Splitu u suradnji s MEFST-om
Benefit concert of the 3rd mathematics, physics and computer science gymnasium in cooperation with the School of Medicine

Ambijent u Koncertnoj dvorani / *Concert Hall ambiance*

Splitski zbor Liječnika pjevača na stubištu pred zgradom Fakulteta gdje održavaju svoje redovite probe i vesele nas svojim nastupima na fakultetskim zbivanjima

The Split Choir of Doctors at the staircase in front of the School of Medicine building where they rehearse and exhilarate us during their performances at various School of Medicine events

Simfonijski orkestar Justus Liebig Sveučilišta u Giessenu, Njemačka pokazao je svima da je naš Amfiteatar zapravo Koncertna dvorana!
The symphony orchestra of the Justus Liebig University Giessen, Germany, showed everyone that our Amphitheater is actually a Concert Hall!

„Kulturni incident" na MEFST-u / *"Culture incident" at USSM*

Sportske aktivnosti u sklopu dana Fakulteta

Sports activities on the occasion of the School's anniversary

Badmintonaši na Benama / *Badminton players at Bene park*

Balotaši na Benama / *'Balote' players at Bene park*

Naš je punat! / *We scored!*

Mali balun na Benama / *Futsal at Bene park*

Dvije generacije na jednoj strani mreže u teniskom meču parova na Benama/ *Two generations on one side of the net in a doubles tennis match at Bene park*

U žaru borbe malog baluna / *Futsal game heating up*

Veselje pobjedničke ekipe na malom nogometu / *The joy of the futsal winning team*

Teniski turnir / *Tennis tournament*

Mjerenje je u znanstvenoistraživačkom radu u biomedicini i zdravstvu najvažnije!
When it comes to science and research in the field of biomedicine and health, it's all about measuring your performance!

Društvena događanja / *Social events*

Urod je sasvim pristojan, dovoljan za pripremu Olea maslinovog ulja Medicinskog fakulteta!
The crop turned out pretty good, enough to make the School of Medicine Olea olive oil!

Veseli berači maslina / *Cheerful olive pickers*

Svečana večera studenata medicine na engleskom jeziku
Students of Medical studies in English at a gala dinner

Prodekan za Studij Medicina na engleskom jeziku prof. dr. sc. Zoran Valić u društvu prof. dr. sc. Maje Valić, Natalije Cotić, djelatnice referade i studenata
Vice Dean for Medical Studies in English Prof. Zoran Valić accompanied by Prof. Maja Valić, Natalia Cotić, employee of the Student Office and four students

Hit Božić dolazi studenata Dentalne medicine povukao je dekana i prodekanicu da im se pridruže (pronađite nas na YouTube-u)
The hit song 'Božić dolazi' performed by students of Dental Medicine encouraged Dean and Vice dean to join in (find us on YouTube)

Oni su naša budućnost! / *They are our future!*

Koncentracija je ključ uspješnog pokusa!
Concentration is the key to a successful experiment!

Sad je moj red za mikroskopom!
It's my turn to take a look through the microscope!

Djed Mraz na Fakultetu / *Santa Claus at the School of Medicine*

Ekipa za očevid / *CSI squad*

Biti znanstvenik je tako cool! / *Being a scientist is so cool!*

Pozor, erupcija vulkana! / *Stand by, volcano erupting!*

"Mozganje" je zabavno / *Brain-picking is fun*

Koliki zub! / *Look at the size of that tooth!*

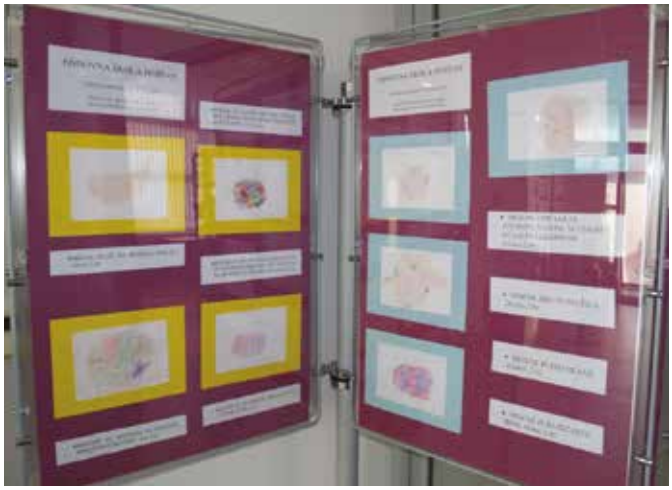

Izložba učeničkih radova tijekom Tjedna mozga
Exhibition of pupils' artworks during the Brain Awareness Week

Zubić Vila / *Tooth fairy*

Budući kreativci u dentalnoj medicini
Future creative talents in dental medicine

Djeca očito uživaju u znanstvenim radionicama s našim studentima
Children obviously enjoy participating at scientific workshops with our students

Dječja radionica o osjetnim sustavima
Sensory systems workshop for children